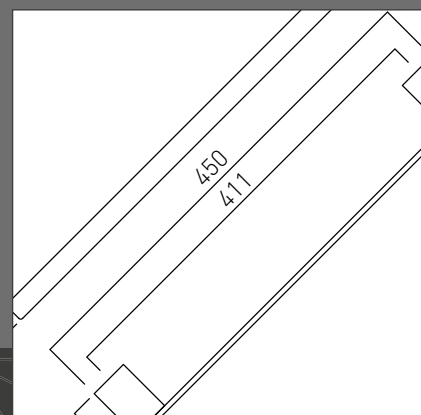
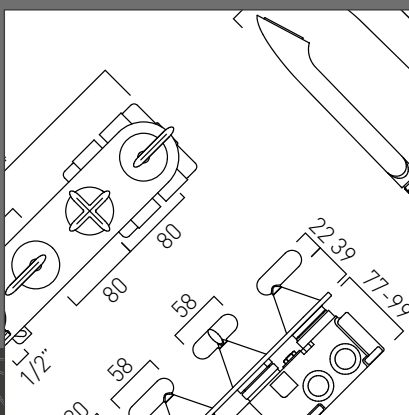
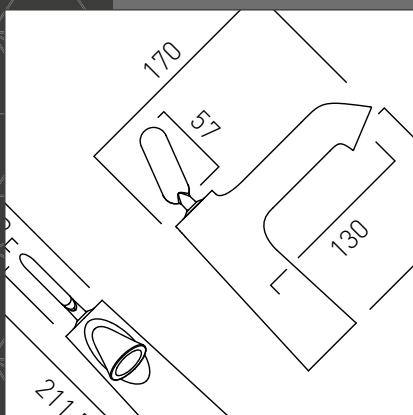


# EXPORT SPECIFICATIONS GUIDE

2023



WHERE INSPIRATION FLOWS

TAPS | SHOWERS | ACCESSORIES



# WELCOME TO THE VADO WAY

We are **VADO**, one of the leading brands in the bathroom industry. Our taps, showers and accessories are supplied globally into a wide variety of residential and commercial buildings. From family homes to prestigious hotels, buildings with historical importance and even luxury yachts.

For over 35 years we have appreciated the importance of the bathroom, which is why we lead the way with our innovative approach to create high-quality products. We produce exceptional, tailored brassware solutions for our retailer and specifier markets and provide them with world-class support.

We are passionate about what we do and have some of the most loyal customers in the industry – why? Because we go above and beyond to exceed our customers' needs and expectations; with **VADO**, perfection comes as standard.





## CONTACT US

- **SALES** +44 (0)1934 745160  
**EMAIL** EXPORT@VADO.COM
- **AFTERSALES** +44 (0)1934 745163  
**EMAIL** AFTERSALES@VADO.COM
- **WEB** WWW.VADO.COM/CONTACT-US

# CONTENTS

<b>BOOTH &amp; CO.</b>			
 TAPS	17	 KITCHEN MIXERS	123
 KITCHEN MIXERS	26	 <b>WASTES &amp; FITTINGS</b>	<b>131</b>
 WASTES	28	 FLUSH SYSTEMS	132
 SHOWERS	30	 <b>SHOWERING</b>	<b>140</b>
 ACCESSORIES	35	 SHOWERING PACKAGES	141
 <b>TAPS</b>	<b>38</b>	 SHOWER COLUMNS	146
 ARRONDI™	38	 TABLET iO	151
 OMIKA	44	 KNURLED SHOWERS	155
 KOVERA	50	 EXPOSED SHOWER VALVES	158
 SYNERGIE	53	 RIGID RISERS	160
 GEO	59	 ARRONDI™ SHOWERS	162
 NOTION	66	 OMIKA SHOWERS	164
 EDIT	74	 ATMOSPHERE SHOWERS	167
 ORIGINS	80	 SHOWERING SOLUTIONS	171
 ELEMENTS	87	 HANDSETS/KITS	178
 LIFE	93	 FIXED SHOWER HEADS & ARMS	184
 PHASE	100	 SLIDE RAILS & HOSES	194
 PHOTON	104	 OUTLETS/BRACKETS/ELBOWS	195
 SENSE	108		
 ZOO	112		
 I-TECH	120		





## **ACCESSORIES**

 KNURLED ACCENTS

 OMIKA

 SPA

 ELEMENTS

 LIFE

 SHAMA

 PHASE

 PHOTON

 LEVEL

 BASKETS

## **AXCES**

## **TAPS**

 ROWE

 EKKO

 METIZ

 AVA

 IRLO

 VALA

 NURI

 VICTORIANA

 VECTA

**197**  ASTRA 257

197  MATRIX 261

199  PROJECT LINE 265

202  I-TECH 267


## **205** **WASTES & FITTINGS** **269**

209  KITCHEN MIXERS 275

212  **SHOWERING** **278**

215  **ACCESSORIES** **293**

218  SIRKEL 293

222  BOKX 296

226  TOURNAMENT 299

 TABLET/STUDFAST/DX INFO 302

**229**  H2ECO<sup>®</sup> H2ECO 306

229 NOTES 308

232 POLICIES / T&C'S 310

235

239

242

245

248

251

255

# EXPERIENCE OUR PRODUCTS IN **FULL 3D**



## STEP 1:

### BROWSE

Browse the **VADO** website and discover the variety of styles and designs across our extensive offering of bathroom brassware.

## STEP 2:

### 360 VIEW

Whilst you are browsing your favourite **VADO** products, click the 360° button on any product page to view a 3D model of our products at every angle.

## STEP 3:

### EXPERIENCE

Undecided on style or finish? View all **VADO** products in your bathroom before purchasing, using our Augmented Reality tool. Simply click the AR button on your selected product, place the 3D model on your basin, bath or shower wall and bring your bathroom design to life.



# UNLEASH YOUR SALES POTENTIAL

To assist you throughout the selling process, our premium bathroom brassware also features on a variety of valued computer software sites, namely **Virtual Worlds, Inno+, EQ Software and Bimstore.**



**Create 3D digital bathrooms** with virtual reality capability to allow your customers to visualise their new room with **VADO** products in situ.

---



**Design bathrooms for your customers,** using photorealistic renders to allow your customers to visualise their new room with **VADO** products in situ.

---



Produce order forms and invoices, control stock, plan production and **improve efficiency** to make your administration process quick and easy. EQ Software is also compatible with Inno+ and Virtual Worlds.

---



**Increase the level of detail in your designs** with the use of Building Information Modelling (BIM). A core selection of **VADO** products are now available to download from the Bimstore Library and follow all essential industry standards.

Each platform contains the entire **VADO** portfolio\*, with up to date RRP's and imagery; a great tool to support your business.



# YOU ARE IN SAFE HANDS

When your customers choose **VADO**, they are receiving the very best of British design and exceptional quality.

We understand that your customers may not always be aware of **VADO**, therefore to provide reassurance and peace of mind, sharing our trade credentials may prove the difference.

## WATER SAVING

We can help your customer minimise their utility bills and reduce annual costs, which is why our **H2ECO™** flow regulators both **protect the environment** and effectively reduce your carbon footprint. (See page 306 for more details)

## GUARANTEE

Tested to industry leading standards, our products retain a 15 year guarantee and are designed to be compatible with all standard sanitaryware and household plumbing systems to provide full **peace of mind**.

## SPARES

To ensure your customers enjoy our products for years to come, our extensive inventory of spares and parts will cover any accidental damage or general wear. Whilst we endeavour to retain our spares and parts for as long as there is demand, with a vast array of product types available, the lifecycle of our products may differ which may affect availability.

○ Burj Khalifa, Dubai, UAE

## OUR CREDENTIALS SPEAK FOR THEMSELVES

**VADO** products are in some of the most prestigious hotel, commercial and residential developments across the world. This cityscape shows a small snapshot of a variety of **prestigious projects** we have been involved with.

The exceptional quality of our products, outstanding customer service and our agility to support large scale developments makes **VADO** a **globally trusted brand**.

○ The Shard,  
London, UK

○ Central Market,  
Abu Dhabi, UAE

○ The Gherkin,  
London, UK

Telford Homes, London, UK ○

VADO 2023					
product code	page	product code	page	product code	page
AQB-149RRK-RO-CP	148	ATM-MFSRK-C/P	168	AX-BOK-184-45-CP	298
AQB-149RRK-SQ-CP	148	ATM-MFSRK-C/P	174	AX-BOK-184-60-CP	298
AQB-20X30/SA/A-C/P	185	ATM-MFSRKWO-CP	170	AX-BOK-186-CP	298
AQB-20X30-C/P	190	ATM-MFSRKWO-CP	172	AX-BOK-189A-CP	298
AQB-HANDSET/RO-DB-CP	179	ATM-SFSRK/2-C/P	168	AX-BOK-189-CP	298
AQB-HANDSET/SQ-DB-CP	179	ATM-SFSRK/2-C/P	177	AX-BOK-MFSP-CP	280
AQB-OV/30/SA-C/P	185	AX-AST-1/R-1/2	275	AX-BOK-SFMK-CP	285
AQB-OV/30-C/P	190	AX-AST-1/R-3/4	275	AX-BOK-SFSP-CP	280
AQB-RO/15/SA-C/P	187	AX-AST-100/CD/US-C/P	258	AX-CUC-1050-CP	270
AQB-RO/20/SA-C/P	185	AX-AST-100/CD-CP	258	AX-EKO-100/CC-CP	233
AQB-RO/20-C/P	189	AX-AST-100-CP	258	AX-EKO-100/US-CP	233
AQB-RO/30/SA-C/P	185	AX-AST-106/CD-CP	258	AX-EKO-100-CP	233
AQB-RO/30-C/P	189	AX-AST-106-CP	258	AX-EKO-100M/CC-CP	233
AQB-RO/40-C/P	189	AX-AST-130/CD+K-CP	259	AX-EKO-110/US-CP	233
AQB-RO/50-C/P	189	AX-AST-130+K-CP	259	AX-EKO-110-CP	233
AQB-SFMKWO/RO-C/P	183	AX-AST-136/CD-CP	259	AX-EKO-123-CP	234
AQB-SFMKWO/SQ-C/P	183	AX-AST-136-CP	259	AX-EKO-130+K-CP	234
AQB-SFSRK/RO-C/P	175	AX-AST-137/CD-CP	259	AX-EKO-137-CP	233
AQB-SFSRK/SQ-C/P	175	AX-AST-137-CP	259	AX-EKO-145-CP	234
AQB-SQ/20/SA/A-C/P	185	AX-AST-150/CD-CP	260	AX-EKO-145-CP	287
AQB-SQ/20-C/P	189	AX-AST-150/CD-CP	271	AX-EKO-147-CP	234
AQB-SQ/30/SA/A-C/P	185	AX-AST-150-CP	260	AX-EKO-147-CP	287
AQB-SQ/30-C/P	189	AX-AST-150-CP	271	AX-EKO-149-CP	234
AQB-SQ/40-C/P	189	AX-AST-153/CD-CP	260	AX-EKO-149-CP	286
AQB-SQ/50-C/P	189	AX-AST-153/CD-CP	271	AX-IR-100/AVA-CP	268
AQB-WMSQ-C/P	192	AX-AST-153-CP	260	AX-IRO-100/CC-CP	243
ARR-100/CC-CP	39	AX-AST-153-CP	271	AX-IRO-100M/CC-CP	243
ARR-100/SB-CP	39	AX-AST-156/CD-CP	260	AX-IRO-106-CP	243
ARR-100E/SB-CP	39	AX-AST-156/CD-CP	271	AX-IRO-123-CP	244
ARR-100M/CC-CP	39	AX-AST-156-CP	260	AX-IRO-130+K-CP	244
ARR-100M/SB-CP	39	AX-AST-156-CP	271	AX-IRO-136-CP	243
ARR-101-CP	40	AX-AST-206/CD-CP	258	AX-IRO-137-CP	244
ARR-109-CP	40	AX-AST-206/CL/CD-CP	258	AX-MAT-100/CC-CP	262
ARR-132T-CP	41	AX-AST-262CD/C-10-CP	259	AX-MAT-100/SB-CP	262
ARR-133-CP	43	AX-AST-300-CP	258	AX-MAT-100/US-CP	262
ARR-140-CP	43	AX-AST-306-CP	258	AX-MAT-100-CP	262
ARR-150-CP	40	AX-AST-330+K-CP	259	AX-MAT-106/CL-CP	263
ARR-150-CP	126	AX-AST-336-CP	259	AX-MAT-106-CP	263
ARR-201-CP	40	AX-AST-337-CP	259	AX-MAT-110/US-CP	262
ARR-209-CP	40	AX-AST-350-CP	260	AX-MAT-110-CP	262
ARR-232T-CP	41	AX-AST-350-CP	271	AX-MAT-123-CP	264
ARR-HEAD/SA-CP	163	AX-AST-353-CP	260	AX-MAT-130+K-CP	264
ARR-HEAD/SA-CP	184	AX-AST-353-CP	271	AX-MAT-136-CP	263
ARR-SFMKWO-CP	163	AX-AST-356-CP	260	AX-MAT-137-CP	263
ARR-SFMKWO-CP	182	AX-AST-356-CP	271	AX-MAT-145A-CP	264
ARR-SFSRK+O-CP	163	AX-AVA-100/CC-CP	240	AX-MAT-145A-CP	289
ARR-SFSRK+O-CP	175	AX-AVA-123-CP	241	AX-MAT-147A-CP	264
ASC-150-C/P	128	AX-AVA-130+K-CP	240	AX-MAT-147A-CP	289
ATM-149RRK-RO-CP	149	AX-AVA-137-CP	240	AX-MAT-150/US-C/P	264
ATM-149RRK-RO-CP	170	AX-AVA-145A-CP	241	AX-MAT-150/US-C/P	270
ATM-HANDSET/MF-DB-CP	168	AX-AVA-145A-CP	288	AX-MAT-150-CP	264
ATM-HANDSET/MF-DB-CP	179	AX-AVA-147A-CP	241	AX-MAT-150-CP	270
ATM-HANDSET/SF-DB-CP	168	AX-AVA-147A-CP	288	AX-MET-100/CC-CP	236
ATM-HANDSET/SF-DB-CP	180	AX-BOK-140/SQ	290	AX-MET-100/US-CP	236
ATM-HEAD/RO/B-C/P	169	AX-BOK-140/SQ/DIV	290	AX-MET-100-CP	236
ATM-HEAD/RO/B-C/P	190	AX-BOK-149T-CP	284	AX-MET-100M/CC-CP	236
ATM-HEAD/SQ/B-C/P	169	AX-BOK-149T-RRK/B-CP	282	AX-MET-106-CP	236
ATM-HEAD/SQ/B-C/P	190	AX-BOK-180A-CP	297	AX-MET-110/US-CP	236
ATM-HEADRO/B/SA-C/P	169	AX-BOK-180-CP	297	AX-MET-110-CP	236
ATM-HEADRO/B/SA-C/P	186	AX-BOK-181-CP	297	AX-MET-123-CP	237
ATM-HEADSQ/B/SA/A-CP	169	AX-BOK-182-CP	297	AX-MET-130+K-CP	237
ATM-HEADSQ/B/SA/A-CP	186	AX-BOK-183-CP	297	AX-MET-136-CP	237

product code	page	product code	page	product code	page
AX-MET-137-CP	237	AX-TOU-183A-CP	300	BC-AXB-109-BN	19
AX-MET-145A-CP	238	AX-TOU-184-CP	301	BC-AXB-109-CP	19
AX-MET-145A-CP	287	AX-TOU-185A-CP	301	BC-AXB-110-BN	19
AX-MET-147A-CP	238	AX-TOU-186-CP	301	BC-AXB-110-CP	19
AX-MET-147A-CP	287	AX-TOU-188-CP	301	BC-AXB-120-BN	21
AX-MET-149-CP	238	AX-VAL-100/CC-CP	246	BC-AXB-120-CP	21
AX-MET-149-CP	286	AX-VAL-100/US-CP	246	BC-AXB-123/RRK-BN	34
AX-MET-150/US-CP	238	AX-VAL-100-CP	246	BC-AXB-123/RRK-CP	34
AX-MET-150/US-CP	270	AX-VAL-110-CP	246	BC-AXB-128/2-BN	31
AX-MET-150-CP	238	AX-VAL-123-CP	247	BC-AXB-128/2-CP	31
AX-MET-150-CP	270	AX-VAL-130+K-CP	246	BC-AXB-128/3-BN	31
AX-NUR-100/CC-CP	249	AX-VAL-137-CP	246	BC-AXB-128/3-CP	31
AX-NUR-100/US-CP	249	AX-VAL-145A-CP	247	BC-AXB-131-BN	21
AX-NUR-100-CP	249	AX-VAL-145A-CP	288	BC-AXB-131-CP	21
AX-NUR-110-CP	249	AX-VAL-147A-CP	247	BC-AXB-133-BN	21
AX-NUR-123-CP	250	AX-VAL-147A-CP	288	BC-AXB-133-CP	21
AX-NUR-130+K-CP	249	AX-VAL-149-CP	247	BC-AXB-136-BN	20
AX-NUR-137-CP	249	AX-VAL-149-CP	286	BC-AXB-136-CP	20
AX-NUR-145A-CP	250	AX-VEC-100/CD/US-C/P	256	BC-AXB-137-BN	20
AX-NUR-145A-CP	289	AX-VEC-100/CD-CP	256	BC-AXB-137-CP	20
AX-NUR-147A-CP	250	AX-VEC-106/CD-CP	256	BC-AXB-140-BN	20
AX-NUR-147A-CP	289	AX-VEC-130/CD+K-CP	256	BC-AXB-140-BN	24
AX-NUR-149/RRK-CP	282	AX-VEC-136/CD-CP	256	BC-AXB-140-CP	20
AX-NUR-149-CP	250	AX-VEC-137/CD-CP	256	BC-AXB-140-CP	24
AX-NUR-149-CP	286	AX-VIC-100/CD-CP	252	BC-AXB-148/2-BN	32
AX-PRO-167/C+H-CP	266	AX-VIC-106/CD/CL-CP	252	BC-AXB-148/2-CP	32
AX-PRO-300-CP	266	AX-VIC-106/CD-CP	252	BC-AXB-148-BN	32
AX-ROW-100/CC-CP	230	AX-VIC-110/CD-CP	252	BC-AXB-148-CP	32
AX-ROW-100M/CC-CP	230	AX-VIC-120/CD-CP	253	BC-AXB-149/RRK-BN	34
AX-ROW-123-CP	231	AX-VIC-121/CD-CP	254	BC-AXB-149/RRK-CP	34
AX-ROW-130+K-CP	231	AX-VIC-131/S/CD-CP	253	BC-AXB-150-BN	27
AX-ROW-137-CP	230	AX-VIC-133/CD+K-CP	253	BC-AXB-150-CP	27
AX-SH-015-150-DB-CP	277	AX-VIC-136/CD-CP	253	BC-AXB-153-BN	27
AX-SH-049EFB-RO-CP	277	AX-VIC-154G/CD-CP	254	BC-AXB-153-CP	27
AX-SH-049EFB-RO-CP	283	AX-VIC-154G/CD-CP	270	BC-AXB-180-BN	36
AX-SH-049EFB-SQ-CP	277	AX-VIC-160/CD-CP	254	BC-AXB-180-CP	36
AX-SH-049EFB-SQ-CP	283	AX-VIC-160/CD-CP	274	BC-AXB-181-BN	36
AX-SIR-123T-CP	284	AX-WG-218-CP	286	BC-AXB-181-CP	36
AX-SIR-123T-RRK/B-CP	281	AX-WG-393-CP	273	BC-AXB-182-BN	36
AX-SIR-131T-CP	284	AX-XAV-RIGID-CP	254	BC-AXB-182-CP	36
AX-SIR-140/RO	290	AX-XAV-RIGID-CP	283	BC-AXB-183-BN	36
AX-SIR-140/RO/DIV	290	BAS-2000-C/P	227	BC-AXB-183-CP	36
AX-SIR-149T-CP	284	BAS-2001-C/P	227	BC-AXB-184-45-BN	36
AX-SIR-149T-RRK/B-CP	281	BAS-2002-C/P	228	BC-AXB-184-45-CP	36
AX-SIR-180A-CP	294	BAS-2003-C/P	228	BC-AXB-186-BN	36
AX-SIR-180-CP	294	BAS-2004-C/P	228	BC-AXB-186-CP	36
AX-SIR-181-CP	294	BAS-2012-C/P	227	BC-AXB-188-BN	36
AX-SIR-182-CP	294	BAS-2013-C/P	228	BC-AXB-188-CP	36
AX-SIR-183-CP	294	BAS-2014-C/P	227	BC-AXB-200/SB-BN	22
AX-SIR-184-45-CP	295	BAS-2015L-C/P	227	BC-AXB-200/SB-CP	22
AX-SIR-184-60-CP	295	BAS-2015M-C/P	227	BC-AXB-200-BN	22
AX-SIR-186-CP	295	BAS-2016L-C/P	228	BC-AXB-200-CP	22
AX-SIR-189A-CP	295	BAS-2016M-C/P	228	BC-AXB-201-BN	23
AX-SIR-189-CP	295	BC-395-BN	29	BC-AXB-201-CP	23
AX-SIR-MFSP-CP	279	BC-AXB-100/SB-BN	18	BC-AXB-206-BN	23
AX-SIR-MFSRK-DB-CP	285	BC-AXB-100/SB-CP	18	BC-AXB-206-CP	23
AX-SIR-SFMK-CP	285	BC-AXB-100-BN	18	BC-AXB-209-BN	23
AX-SIR-SFSP-CP	279	BC-AXB-100-CP	18	BC-AXB-209-CP	23
AX-SIR-SFSRK-DB-CP	285	BC-AXB-101-BN	19	BC-AXB-210-BN	23
AX-TOU-180A-CP	300	BC-AXB-101-CP	19	BC-AXB-210-CP	23
AX-TOU-181-CP	300	BC-AXB-106-BN	19	BC-AXB-220-BN	25
AX-TOU-182A-CP	300	BC-AXB-106-CP	19	BC-AXB-220-CP	25

VADO 2023					
product code	page	product code	page	product code	page
BC-AXB-231-BN	25	CUC-3001/US-C/P	126	ELW-101F-C/P	88
BC-AXB-231-CP	25	CUC-3001-C/P	126	ELW-109FLA-C/P	88
BC-AXB-233-BN	25	CUC-3002-C/P	126	ELW-126L-3/4-C/P	89
BC-AXB-233-CP	25	CUC-3003-C/P	126	ELW-135/NH-CP	90
BC-AXB-236-BN	24	DX-17120-CELRO-CP	144	ELW-135/NS-3/4-C/P	89
BC-AXB-236-CP	24	DX-17120-CELSQ-CP	144	ELW-135-3/4-C/P	89
BC-AXB-237-BN	24	DX-172251-CELRO-CP	142	ELW-142/PR-3/4-C/P	90
BC-AXB-237-CP	24	DX-172251-CELSQ-CP	143	ERI-HANDSET/MF-DB-CP	179
BC-AXB-250-BN	27	DX-172251-LIF-CP	143	ERI-HANDSET/SF-DB-CP	180
BC-AXB-250-CP	27	DX-172251-NOT-CP	142	ERI-MFSRK-DB-C/P	174
BC-AXB-253-BN	27	EDI-100/CC-C/P	75	ERI-SFMK-C/P	182
BC-AXB-253-CP	27	EDI-100/SB/US-CP	75	ERI-SFSRK-DB-C/P	177
BC-AXB-398-BN	29	EDI-100/SB-C/P	75	EVO-HANDSET/MF-DB-CP	179
BC-AXB-398-CP	29	EDI-100E/SB-C/P	75	EVO-MFSRK/B-DB-C/P	174
BC-AXB-461-BN	29	EDI-100M/CC-CP	75	EVO-MFSRK-DB-C/P	174
BC-AXB-461-CP	29	EDI-100M/SB-CP	76	EVO-MFSRKWO-CP	172
BC-AXB-HEAD/SA-BN	32	EDI-109S/A-C/P	76	GEO-101-C/P	60
BC-AXB-HEAD/SA-CP	32	EDI-130+K-CP	76	GEO-109/220-C/P	60
BC-AXB-OUTLET-BN	33	EDI-137-CP	76	GEO-109-C/P	60
BC-AXB-OUTLET-CP	33	EDI-140-C/P	77	GEO-135/NS-3/4-C/P	61
BC-AXB-SFMKWO-BN	33	EDI-145A-C/P	77	GEO-135-3/4-C/P	61
BC-AXB-SFMKWO-CP	33	EDI-147A-C/P	77	GEO-142/PR-3/4-C/P	62
BC-AXB-SFSRK-BN	33	ELA-150S-C/P	129	GEO-143-3/4-C/P	62
BC-AXB-SFSRK-CP	33	ELE-128D/2-C/P	92	GEO-201-C/P	60
BC-KITB-STOW-BN	29	ELE-148D/2/SQ-CP	92	GEO-FLOORSPOUT-C/P	61
CEL-123T-C/P	115	ELE-148D/2-C/P	91	GEOM-250RO-SA-SS	186
CEL-128D/2-C/P	119	ELE-148D/3/SQ-CP	92	GEOM-250RO-SS	191
CEL-131T+K-C/P	116	ELE-148D/3-C/P	91	GEOM-250SQ-SA-SS	186
CEL-131T-C/P	115	ELE-148D/SQ-CP	92	GEOM-250SQ-SS	191
CEL-148D/2/RO-C/P	118	ELE-148D-C/P	91	HORI-149RRK-CP	150
CEL-148D/2/SQ-C/P	118	ELE-180A-C/P	206	IND-149RRK-RO-BLK	149
CEL-148D/3/RO-C/P	118	ELE-180-C/P	206	IND-149RRK-RO-BRG	149
CEL-148D/3/SQ-C/P	118	ELE-180S-C/P	207	IND-149RRK-RO-BRN	149
CEL-148D/RO-C/P	118	ELE-181-C/P	207	IND-149RRK-RO-BRZ	149
CEL-148D/SQ-C/P	118	ELE-182A-C/P	208	IND-18501-BLK	214
CEL-149-1/2-C/P	117	ELE-182B-C/P	207	IND-18501-BRG	214
CEL-149-1/2-C/P	159	ELE-182B-C/P	211	IND-18501-BRN	214
CER-HEAD/SA-C/P	187	ELE-182-C/P	206	IND-18501-BRZ	214
CER-HEAD-C/P	191	ELE-183-C/P	206	IND-195-RO-BLK	132
CER-MFSRK-DB-C/P	174	ELE-184-45-C/P	208	IND-195-RO-BRG	132
CHE-150/US-C/P	129	ELE-184-C/P	208	IND-195-RO-BRN	132
CHE-150-C/P	129	ELE-185-C/P	208	IND-195-RO-BRZ	132
CHE-152/US-C/P	129	ELE-186-C/P	206	IND-195-SQ-BLK	132
CHE-152-C/P	129	ELE-188-C/P	207	IND-195-SQ-BRG	132
CUC-1004/US-C/P	127	ELE-CMA/12IN-C/P	193	IND-195-SQ-BRN	132
CUC-1004-C/P	127	ELE-CMA/4IN-C/P	193	IND-195-SQ-BRZ	132
CUC-1006-C/P	128	ELE-CMA/6IN-C/P	193	IND-230-BLK	134
CUC-1007/US-CP	128	ELE-DIVERTER/D-C/P	85	IND-230-BRG	134
CUC-1007-C/P	128	ELE-DIVERTER/D-C/P	90	IND-230-BRN	134
CUC-1008-S/S	125	ELE-DIVERTER/D-C/P	117	IND-230-BRZ	134
CUC-1009-S/S	125	ELE-OUTLET2-CP	195	IND-395-BLK	137
CUC-1010/US-S/S	124	ELE-OUTLETBRACK3-CP	195	IND-395-BRG	137
CUC-1010-S/S	124	ELE-SR/900-C/P	194	IND-395-BRN	137
CUC-1011/US-SS	125	ELS-CHR-85-CP	292	IND-395-BRZ	137
CUC-1011-S/S	125	ELS-CHR-95-CP	292	IND-395CAP/SQ-BLK	137
CUC-1060/US-C/P	128	ELS-ELE-85-MET	291	IND-395CAP/SQ-BRG	137
CUC-1060-C/P	128	ELS-ELE-95-BLS	291	IND-395CAP/SQ-BRN	137
CUC-1061/US-C/P	126	ELS-ELE-95-GRE	291	IND-395CAP/SQ-BRZ	137
CUC-1061-C/P	126	ELS-ELE-95-MET	291	IND-395-PB	137
CUC-1062-S/S	124	ELW-100F/CC-C/P	88	IND-461/RO-BLK	136
CUC-1063/US-SS	124	ELW-100F/SB-C/P	88	IND-461/RO-BRG	136
CUC-1063-S/S	124	ELW-100F-C/P	88	IND-461/RO-BRN	136



product code	page	product code	page	product code	page
IND-461/RO-BRZ	136	IND-EDI147A-BRG	77	IND-NOT233-BRG	69
IND-461/RO-PB	136	IND-EDI147A-BRN	77	IND-NOT233-BRN	69
IND-71389/RO-BLK	138	IND-EDI147A-BRZ	77	IND-NOT233-BRZ	69
IND-71389/RO-BRG	138	IND-EFSA/RO-BLK	193	IND-OMI/HEAD-PB	166
IND-71389/RO-BRN	138	IND-EFSA/RO-BRG	193	IND-OMI/SFMKWQ/A-PB	165
IND-71389/RO-BRZ	138	IND-EFSA/RO-BRN	193	IND-OMI/SFMKWQ/A-PB	182
IND-71389/RO-PB	138	IND-EFSA/RO-BRZ	193	IND-OMI100/SB-PB	45
IND-81389/RO-BLK	77	IND-EFSA/SQ-BLK	166	IND-OMI109-PB	46
IND-81389/RO-BLK	138	IND-EFSA/SQ-BLK	193	IND-OMI133-PB	47
IND-81389/RO-BRG	77	IND-EFSA/SQ-BRG	166	IND-OMI180-PB	200
IND-81389/RO-BRG	138	IND-EFSA/SQ-BRG	193	IND-OMI181-BLK	201
IND-81389/RO-BRN	77	IND-EFSA/SQ-BRN	166	IND-OMI181-BRG	201
IND-81389/RO-BRN	138	IND-EFSA/SQ-BRN	193	IND-OMI181-BRN	201
IND-81389/RO-BRZ	77	IND-EFSA/SQ-BRZ	166	IND-OMI181-BRZ	201
IND-81389/RO-BRZ	138	IND-EFSA/SQ-BRZ	193	IND-OMI181-PB	201
IND-81389/SQ-PB	46	IND-EFSA/SQ-PB	166	IND-OMI184-45-PB	201
IND-81389/SQ-PB	54	IND-EFSA/SQ-PB	193	IND-OMI185-20-PB	200
IND-81389/SQ-PB	61	IND-ELE148D/2-BLK	91	IND-OMI185-50-PB	200
IND-81389/SQ-PB	70	IND-ELE148D/2-BRG	91	IND-ORI140-BLK	85
IND-81389/SQ-PB	138	IND-ELE148D/2-BRN	91	IND-ORI140-BRG	85
IND-CMA/RO/4IN-BLK	193	IND-ELE148D/2-BRZ	91	IND-ORI140-BRN	85
IND-CMA/RO/4IN-BRG	193	IND-ELW100F/SB-BLK	88	IND-ORI140-BRZ	85
IND-CMA/RO/4IN-BRN	193	IND-ELW100F/SB-BRG	88	IND-ORI145A-BLK	86
IND-CMA/RO/4IN-BRZ	193	IND-ELW100F/SB-BRN	88	IND-ORI145A-BRG	86
IND-CMA/RO/4IN-PB	193	IND-ELW100F/SB-BRZ	88	IND-ORI145A-BRN	86
IND-DCV-1/2-BLK	134	IND-ELW101F-BLK	88	IND-ORI145A-BRZ	86
IND-DCV-1/2-BRG	134	IND-ELW101F-BRG	88	IND-ORI147A-BLK	86
IND-DCV-1/2-BRN	134	IND-ELW101F-BRN	88	IND-ORI147A-BRG	86
IND-DCV-1/2-BRZ	134	IND-ELW101F-BRZ	88	IND-ORI147A-BRN	86
IND-EDI100/SB-BLK	75	IND-ELW109FLA-BLK	88	IND-ORI147A-BRZ	86
IND-EDI100/SB-BRG	75	IND-ELW109FLA-BRG	88	IND-ORI200/SB-BLK	81
IND-EDI100/SB-BRN	75	IND-ELW109FLA-BRN	88	IND-ORI200/SB-BLKK	81
IND-EDI100/SB-BRZ	75	IND-ELW109FLA-BRZ	88	IND-ORI200/SB-BRG	81
IND-EDI100E/SB-BLK	75	IND-ELW135/NH-BLK	90	IND-ORI200/SB-BRGK	81
IND-EDI100E/SB-BRG	75	IND-ELW135/NH-BRG	90	IND-ORI200/SB-BRN	81
IND-EDI100E/SB-BRN	75	IND-ELW135/NH-BRN	90	IND-ORI200/SB-BRNK	81
IND-EDI100E/SB-BRZ	75	IND-ELW135/NH-BRZ	90	IND-ORI200/SB-BRZ	81
IND-EDI100M/SB-BLK	76	IND-IRDSPOUT-BLK	122	IND-ORI200/SB-BRZK	81
IND-EDI100M/SB-BRG	76	IND-IRDSPOUT-BRG	122	IND-ORI200/SB-XBGK	82
IND-EDI100M/SB-BRN	76	IND-IRDSPOUT-BRN	122	IND-ORI200/SB-XBNK	82
IND-EDI100M/SB-BRZ	76	IND-IRDSPOUT-BRZ	122	IND-ORI200/SB-XBZK	82
IND-EDI109S/A-BLK	76	IND-IRWSPOUT-BLK	122	IND-ORI200/SB-XGBK	82
IND-EDI109S/A-BRG	76	IND-IRWSPOUT-BRG	122	IND-ORI200/SB-XNBK	82
IND-EDI109S/A-BRN	76	IND-IRWSPOUT-BRN	122	IND-ORI200/SB-XZBK	82
IND-EDI109S/A-BRZ	76	IND-IRWSPOUT-BRZ	122	IND-ORI200E/SB-BLK	82
IND-EDI130+K-BLK	76	IND-NOT109FS/A-BLK	67	IND-ORI200E/SB-BLKK	82
IND-EDI130+K-BRG	76	IND-NOT109FS/A-BRG	67	IND-ORI200E/SB-BRG	82
IND-EDI130+K-BRN	76	IND-NOT109FS/A-BRN	67	IND-ORI200E/SB-BRGK	82
IND-EDI130+K-BRZ	76	IND-NOT109FS/A-BRZ	67	IND-ORI200E/SB-BRN	82
IND-EDI137-BLK	76	IND-NOT145A-BLK	70	IND-ORI200E/SB-BRNK	82
IND-EDI137-BRG	76	IND-NOT145A-BRG	70	IND-ORI200E/SB-BRZ	82
IND-EDI137-BRN	76	IND-NOT145A-BRN	70	IND-ORI200E/SB-BRZK	82
IND-EDI137-BRZ	76	IND-NOT145A-BRZ	70	IND-ORI209SA-BLK	83
IND-EDI140-BLK	77	IND-NOT147A-BLK	70	IND-ORI209SA-BLKK	84
IND-EDI140-BRG	77	IND-NOT147A-BRG	70	IND-ORI209SA-BRG	83
IND-EDI140-BRN	77	IND-NOT147A-BRN	70	IND-ORI209SA-BRGK	84
IND-EDI140-BRZ	77	IND-NOT147A-BRZ	70	IND-ORI209SA-BRN	83
IND-EDI145A-BLK	77	IND-NOT200/SB-BLK	67	IND-ORI209SA-BRNK	84
IND-EDI145A-BRG	77	IND-NOT200/SB-BRG	67	IND-ORI209SA-BRZ	83
IND-EDI145A-BRN	77	IND-NOT200/SB-BRN	67	IND-ORI209SA-BRZK	84
IND-EDI145A-BRZ	77	IND-NOT200/SB-BRZ	67	IND-ORI209SA-XBGK	84
IND-EDI147A-BLK	77	IND-NOT233-BLK	69	IND-ORI209SA-XBNK	84

VADO 2023					
product code	page	product code	page	product code	page
IND-ORI209SA-XBZK	84	IND-SHA180-BRN	213	IND-SYN240W-PB	55
IND-ORI209SA-XGBK	84	IND-SHA180-BRZ	213	IND-SYN240W-PB	68
IND-ORI209SA-XNBK	84	IND-SHA184-45-BLK	214	IND-T128/3-H-ALT-BLK	78
IND-ORI209SA-XZBK	84	IND-SHA184-45-BRG	214	IND-T128/3-H-ALT-BRG	78
IND-ORI233-BLK	85	IND-SHA184-45-BRN	214	IND-T128/3-H-ALT-BRN	78
IND-ORI233-BRG	85	IND-SHA184-45-BRZ	214	IND-T128/3-H-ALT-BRZ	78
IND-ORI233-BRN	85	IND-SHA186-BLK	201	IND-T128/3-H-BLKK	156
IND-ORI233-BRZ	85	IND-SHA186-BLK	214	IND-T128/3-H-BRGK	156
IND-ORI237-BLK	83	IND-SHA186-BRG	201	IND-T128/3-H-BRNK	156
IND-ORI237-BLKK	83	IND-SHA186-BRG	214	IND-T128/3-H-BRZK	156
IND-ORI237-BRG	83	IND-SHA186-BRN	201	IND-T128/3-H-NOT-BLK	56
IND-ORI237-BRGK	83	IND-SHA186-BRN	214	IND-T128/3-H-NOT-BLK	63
IND-ORI237-BRN	83	IND-SHA186-BRZ	201	IND-T128/3-H-NOT-BLK	71
IND-ORI237-BRNK	83	IND-SHA186-BRZ	214	IND-T128/3-H-NOT-BRG	56
IND-ORI237-BRZ	83	IND-SHA186-PB	201	IND-T128/3-H-NOT-BRG	63
IND-ORI237-BRZK	83	IND-SHA186-PB	214	IND-T128/3-H-NOT-BRG	71
IND-OUTLET/RO2-BLK	195	IND-SHATTAf/163-BLK	135	IND-T128/3-H-NOT-BRN	56
IND-OUTLET/RO2-BRG	195	IND-SHATTAf/163-BRG	135	IND-T128/3-H-NOT-BRN	63
IND-OUTLET/RO2-BRN	195	IND-SHATTAf/163-BRN	135	IND-T128/3-H-NOT-BRN	71
IND-OUTLET/RO2-BRZ	195	IND-SHATTAf/163-BRZ	135	IND-T128/3-H-NOT-BRZ	56
IND-OUTLET/SQ-BLK	165	IND-SHATTAf-BLK	135	IND-T128/3-H-NOT-BRZ	63
IND-OUTLET/SQ-BLK	195	IND-SHATTAf-BRG	135	IND-T128/3-H-NOT-BRZ	71
IND-OUTLET/SQ-BRG	165	IND-SHATTAf-BRN	135	IND-T128/3-H-OMI-PB	48
IND-OUTLET/SQ-BRG	195	IND-SHATTAf-BRZ	135	IND-T128/3-H-XBGK	157
IND-OUTLET/SQ-BRN	165	IND-SPA1801-30-BLK	203	IND-T128/3-H-XBNK	157
IND-OUTLET/SQ-BRN	195	IND-SPA1801-30-BRG	203	IND-T128/3-H-XBZK	157
IND-OUTLET/SQ-BRZ	165	IND-SPA1801-30-BRN	203	IND-T128/3-H-XGBK	157
IND-OUTLET/SQ-BRZ	195	IND-SPA1801-30-BRZ	203	IND-T128/3-H-XNBK	157
IND-PHO182A-BLK	220	IND-SPA180-BLK	203	IND-T128/3-H-XZBK	157
IND-PHO182A-BRG	220	IND-SPA180-BLKK	198	IND-T148/2-ALT-BLK	79
IND-PHO182A-BRN	220	IND-SPA180-BRG	203	IND-T148/2-ALT-BRG	79
IND-PHO182A-BRZ	220	IND-SPA180-BRGK	198	IND-T148/2-ALT-BRN	79
IND-PHO185A-BLK	220	IND-SPA180-BRN	203	IND-T148/2-ALT-BRZ	79
IND-PHO185A-BRG	220	IND-SPA180-BRNK	198	IND-T148/2-BLKK	156
IND-PHO185A-BRN	220	IND-SPA180-BRZ	203	IND-T148/2-BRGK	156
IND-PHO185A-BRZ	220	IND-SPA180-BRZK	198	IND-T148/2-BRNK	156
IND-RO/20-BLK	188	IND-SPA184-45-BLK	204	IND-T148/2-BRZK	156
IND-RO/20-BRG	188	IND-SPA184-45-BLKK	198	IND-T148/2-H-ALT-BLK	79
IND-RO/20-BRN	188	IND-SPA184-45-BRG	204	IND-T148/2-H-ALT-BRG	79
IND-RO/20-BRZ	188	IND-SPA184-45-BRGK	198	IND-T148/2-H-ALT-BRN	79
IND-RO/30-BLK	188	IND-SPA184-45-BRN	204	IND-T148/2-H-ALT-BRZ	79
IND-RO/30-BRG	188	IND-SPA184-45-BRNK	198	IND-T148/2-H-BLKK	156
IND-RO/30-BRN	188	IND-SPA184-45-BRZ	204	IND-T148/2-H-BRGK	156
IND-RO/30-BRZ	188	IND-SPA184-45-BRZK	198	IND-T148/2-H-BRNK	156
IND-SFMKWO/RO-BLK	183	IND-SPA185B-BLK	204	IND-T148/2-H-BRZK	156
IND-SFMKWO/RO-BRG	183	IND-SPA185B-BRG	204	IND-T148/2-H-OMI-PB	49
IND-SFMKWO/RO-BRN	183	IND-SPA185B-BRN	204	IND-T148/2-H-XBGK	157
IND-SFMKWO/RO-BRZ	183	IND-SPA185B-BRZ	204	IND-T148/2-H-XBNK	157
IND-SFMKWO/SQ-BLK	183	IND-SPA186-BLK	203	IND-T148/2-H-XBZK	157
IND-SFMKWO/SQ-BRG	183	IND-SPA186-BLKK	198	IND-T148/2-H-XGBK	157
IND-SFMKWO/SQ-BRN	183	IND-SPA186-BRG	203	IND-T148/2-H-XNBK	157
IND-SFMKWO/SQ-BRZ	183	IND-SPA186-BRGK	198	IND-T148/2-H-XZBK	157
IND-SFSRK/RO-ATM-BLK	177	IND-SPA186-BRN	203	IND-T148/2-NOT-BLK	57
IND-SFSRK/RO-ATM-BRG	177	IND-SPA186-BRNK	198	IND-T148/2-NOT-BLK	64
IND-SFSRK/RO-ATM-BRN	177	IND-SPA186-BRZ	203	IND-T148/2-NOT-BLK	72
IND-SFSRK/RO-ATM-BRZ	177	IND-SPA186-BRZK	198	IND-T148/2-NOT-BRG	57
IND-SFSRK/SQ-BLK	176	IND-SQ/30-BLK	188	IND-T148/2-NOT-BRG	64
IND-SFSRK/SQ-BRG	176	IND-SQ/30-BRG	188	IND-T148/2-NOT-BRG	72
IND-SFSRK/SQ-BRN	176	IND-SQ/30-BRN	188	IND-T148/2-NOT-BRN	57
IND-SFSRK/SQ-BRZ	176	IND-SQ/30-BRZ	188	IND-T148/2-NOT-BRN	64
IND-SHA180-BLK	213	IND-SYN240W-PB	46	IND-T148/2-NOT-BRN	72
IND-SHA180-BRG	213	IND-SYN240W-PB	55	IND-T148/2-NOT-BRZ	57

product code	page	product code	page	product code	page
IND-T148/2-NOT-BRZ	64	LIF-123T-CP	96	NOT-128D/2-C/P	73
IND-T148/2-NOT-BRZ	72	LIF-130+K-C/P	97	NOT-140A-CP	69
IND-T148/2-OMI-PB	49	LIF-131T+K-CP	97	NOT-145A-C/P	70
IND-T148/2-XBGK	157	LIF-131T-CP	97	NOT-147A-C/P	70
IND-T148/2-XBNK	157	LIF-132/NS-C/P	96	NOT-148D/2-C/P	73
IND-T148/2-XBZK	157	LIF-132-C/P	96	NOT-148D/3-C/P	73
IND-T148/2-XGBK	157	LIF-137-C/P	97	NOT-148D-C/P	73
IND-T148/2-XNBK	157	LIF-140-C/P	97	NOT-150S/US-C/P	127
IND-T148/2-XZBK	157	LIF-145A-C/P	98	NOT-150S-C/P	70
IND-T148-ALT-BLK	79	LIF-147A-C/P	98	NOT-150S-C/P	127
IND-T148-ALT-BRG	79	LIF-148D/2-C/P	52	NOT-200/CC-C/P	67
IND-T148-ALT-BRN	79	LIF-148D/2-C/P	99	NOT-200/SB/US-C/P	67
IND-T148-ALT-BRZ	79	LIF-148D/2-C/P	111	NOT-200/SB-C/P	67
IND-T148-NOT-BLK	57	LIF-148D/3-C/P	52	NOT-201F-C/P	68
IND-T148-NOT-BLK	64	LIF-148D/3-C/P	99	NOT-232-CP	69
IND-T148-NOT-BLK	72	LIF-148D/3-C/P	111	NOT-232NS-CP	69
IND-T148-NOT-BRG	57	LIF-148D-C/P	52	NOT-233-CP	69
IND-T148-NOT-BRG	64	LIF-148D-C/P	99	NOT-CAPSULE-C/P	181
IND-T148-NOT-BRG	72	LIF-148D-C/P	111	NOT-DECKKIT-C/P	181
IND-T148-NOT-BRN	57	LIF-150S-C/P	98	OMI-100/CC-C/P	45
IND-T148-NOT-BRN	64	LIF-150S-C/P	127	OMI-100/SB/US-CP	45
IND-T148-NOT-BRN	72	LIF-180-C/P	210	OMI-100/SB-C/P	45
IND-T148-NOT-BRZ	57	LIF-181-C/P	210	OMI-100E/SB-C/P	45
IND-T148-NOT-BRZ	64	LIF-182-C/P	210	OMI-100M/CC-C/P	45
IND-T148-NOT-BRZ	72	LIF-183-C/P	210	OMI-109-C/P	46
INF-180-C/P	219	LIF-184-45-C/P	211	OMI-133-C/P	47
INF-188-C/P	204	LIF-184-C/P	211	OMI-135/NS-C/P	47
INS-OUTLET-C/P	165	LIF-185-C/P	211	OMI-145A-C/P	47
INS-OUTLET-C/P	195	LIF-186-C/P	210	OMI-147A-C/P	47
INS-SFMKWO-C/P	182	LIF-188-C/P	211	OMI-180-C/P	200
INS-SFSRK-C/P	176	LIF-200/CC-CP	94	OMI-181-C/P	201
IR-100/LIF-C/P	121	LIF-200/SB-CP	94	OMI-184-45-C/P	201
IR-100/ZOO-C/P	121	LIF-233-CP	98	OMI-184-60-C/P	201
IR-109/NOT-C/P	121	LIF-OUTLET-C/P	195	OMI-185-10-C/P	200
IR-DSPOUT-C/P	122	LIF-SFMKWO-C/P	182	OMI-185-20-C/P	200
IR-WSPOUT-C/P	122	MIX-128D/2-C/P	65	OMI-185-50-C/P	200
KOV-100/SB/US-C/P	51	MIX-148D/2-C/P	65	OMI-300/CC-CP	45
KOV-100/SB-C/P	51	MIX-148D/3-C/P	65	OMI-HEAD-C/P	166
KOV-100E/SB-C/P	51	MIX-148D-C/P	65	OMI-HEAD-C/P	191
LEV-180-C/P	223	MIX-CMA/150-C/P	194	OMI-SFMKWO/A-CP	165
LEV-180S-C/P	223	MIX-HANDSET2-DB-C/P	180	OMI-SFMKWO/A-CP	182
LEV-181-C/P	224	MIX-SFMKWO-C/P	183	OMI-SFSRK-C/P	165
LEV-182B-C/P	213	MIX-WE02-CP	195	OMI-SFSRK-C/P	175
LEV-182B-C/P	224	NEB-HANDSET-RO-DB-CP	178	OMI-WMHEAD-C/P	166
LEV-182-C/P	223	NEB-HANDSET-SQ-DB-CP	178	OMI-WMHEAD-C/P	192
LEV-183-C/P	223	NEB-MFSRK/RO/B-DB-CP	173	ORA-HANDSET-DB-RO-CP	178
LEV-184-45-C/P	225	NEB-MFSRK/RO-DB-C/P	173	ORA-HANDSET-DB-SQ-CP	178
LEV-184-C/P	225	NEB-MFSRK/SQ/B-DB-CP	173	ORA-MFSRK/RO-CP	173
LEV-185B-C/P	224	NEB-MFSRK/SQ-DB-C/P	173	ORA-MFSRK/SQ-CP	173
LEV-185-C/P	225	NEB-MFSRKWO-RO-CP	172	ORA-MFSRKWO-RO-CP	172
LEV-186-C/P	224	NEB-RO/20-CP	188	ORI-100EF/SB/US-CP	82
LEV-188-C/P	225	NEB-RO/20-SA-CP	184	ORI-100EF/SB-C/P	82
LIF-100/CC-C/P	94	NEB-RO/30-CP	188	ORI-140-C/P	85
LIF-100/SB/US-C/P	94	NEB-RO/30-SA-CP	184	ORI-145A-C/P	86
LIF-100/SB-C/P	94	NEB-SQ/20-CP	188	ORI-147A-C/P	86
LIF-100M/CC-C/P	94	NEB-SQ/20-SA-CP	184	ORI-148D/2-C/P	86
LIF-100M/SB-C/P	94	NEB-SQ/30-CP	188	ORI-148D-C/P	86
LIF-109S/A-200-C/P	95	NEB-SQ/30-SA-CP	184	ORI-150S-C/P	85
LIF-109S/A-C/P	95	NOT-100EF/SB-C/P	67	ORI-150S-C/P	127
LIF-110/SB-C/P	95	NOT-101F-C/P	68	ORI-200/CC-C/P	81
LIF-123-C/P	95	NOT-109FS/A-220-C/P	67	ORI-200/CC-CPK	81
LIF-123T+K-CP	96	NOT-109FS/A-C/P	67	ORI-200/SB/US-C/P	81

VADO 2023					
product code	page	product code	page	product code	page
ORI-200/SB-C/P	81	PHO-100FW/CC-CP	105	SPA-1801-30-C/P	203
ORI-200/SB-CPK	81	PHO-100FW/SB-CP	105	SPA-1801-45-C/P	204
ORI-200E/SB-CP	82	PHO-100M/CC-C/P	105	SPA-1802-C/P	203
ORI-200E/SB-CPK	82	PHO-100M/SB-C/P	105	SPA-180-C/P	203
ORI-209S/A-CP	83	PHO-109FS/A-C/P	106	SPA-180-CPK	198
ORI-209S/A-CPK	84	PHO-110-C/P	106	SPA-182-C/P	203
ORI-230+K-CP	83	PHO-123-C/P	106	SPA-183-C/P	203
ORI-230+K-CPK	83	PHO-130+K-C/P	106	SPA-184-45-C/P	204
ORI-233-CP	85	PHO-137-C/P	106	SPA-184-45-CPK	198
ORI-237-CP	83	PHO-145A-C/P	107	SPA-184-C/P	204
ORI-237-CPK	83	PHO-147A-C/P	107	SPA-185B-C/P	204
PEX-221-C/P	134	PHO-148D/2-C/P	107	SPA-186-C/P	203
PEX-221-C/P	274	PHO-148D/3-C/P	107	SPA-186-CPK	198
PEX-225A-C/P	275	PHO-148D-C/P	107	SQU-180A-C/P	223
PEX-228A-C/P	275	PHO-180A-C/P	219	STRA-149RRK-CP	147
PEX-230-C/P	134	PHO-180-C/P	219	SYN-100/CC-C/P	54
PEX-230-C/P	274	PHO-180S-C/P	219	SYN-100E/SB-C/P	54
PEX-392-S-C/P	137	PHO-181-C/P	219	SYN-109S/A-C/P	54
PEX-392-S-C/P	273	PHO-182A-C/P	220	SYN-240/W-CP	46
PEX-460-1.1/4-C/P	136	PHO-182-C/P	220	SYN-240/W-CP	55
PEX-460-1.1/4-C/P	274	PHO-183-C/P	220	SYN-240/W-CP	55
PEX-KITA-C/P	137	PHO-184-45-C/P	220	SYN-240/W-CP	68
PEX-KITA-C/P	273	PHO-184-C/P	221	SYN-240D-CP	46
PEX-KITB-STOW-C/P	29	PHO-185A-CP	220	SYN-240D-CP	55
PEX-KITB-STOW-C/P	139	PHO-185-C/P	221	SYN-240D-CP	55
PEX-KITB-STOW-C/P	273	PHO-186-C/P	221	SYN-240D-CP	68
PEX-SHATTAF-B/C	135	PHO-188-C/P	221	TAB-123T/WO-ARR-CP	41
PEX-SHATTAF-B/C	276	PRIMABOX4/B-SF-C/P	145	TAB-128/2-ALT-C/P	78
PEX-SHATTAF-C/P	135	PRO-5001/C-22MM	122	TAB-128/2-H-ALT-C/P	78
PEX-SHATTAF-C/P	276	PRO-5001/C-22MM	139	TAB-128/2-H-NOT-C/P	56
PEX-SHATTAF-W/C	135	PRO-5001/C-22MM	268	TAB-128/2-H-NOT-C/P	63
PEX-SHATTAF-W/C	276	PRO-5001-N/P	122	TAB-128/2-H-NOT-C/P	71
PHA-109FS/A-C/P	102	PRO-5001-N/P	139	TAB-128/2-H-OMI-C/P	48
PHA-123-C/P	102	PRO-5001-N/P	268	TAB-128/2-NOT-C/P	56
PHA-130+K-C/P	102	SEN-100EF/SB/US-C/P	109	TAB-128/2-NOT-C/P	63
PHA-137-C/P	102	SEN-100EF/SB-C/P	109	TAB-128/2-NOT-C/P	71
PHA-145A-C/P	103	SEN-100F/CC-C/P	109	TAB-128/2-OMI-C/P	48
PHA-147A-C/P	103	SEN-100F/SB/US-CP	109	TAB-128/3-ALT-C/P	78
PHA-148D/2-C/P	103	SEN-100F/SB-C/P	109	TAB-128/3-H-ALT-C/P	78
PHA-148D/3-C/P	103	SEN-100M/CC-C/P	109	TAB-128/3-H-CPK	156
PHA-148D-C/P	103	SEN-130+K-C/P	110	TAB-128/3-H-NOT-C/P	56
PHA-149RRK-CP	147	SEN-135/NS-C/P	110	TAB-128/3-H-NOT-C/P	63
PHA-180-C/P	216	SEN-137-C/P	110	TAB-128/3-H-NOT-C/P	71
PHA-181-C/P	216	SEN-145A-C/P	111	TAB-128/3-H-OMI-C/P	48
PHA-182-C/P	216	SEN-147A-C/P	111	TAB-128/3-NOT-C/P	56
PHA-183-C/P	216	SH-012-120-DB-C/P	194	TAB-128/3-NOT-C/P	63
PHA-184-45-C/P	217	SH-012-150-DB-C/P	194	TAB-128/3-NOT-C/P	71
PHA-184-C/P	217	SH-012-200-DB-C/P	194	TAB-128/3-OMI-C/P	48
PHA-185-C/P	217	SH-013-150-DB-CP-LB	194	TAB-128/3WO-ALT-CP	153
PHA-186-C/P	217	SH-711-BRACKET-C/P	196	TAB-128/3WO-B-ARR-CP	43
PHA-188-C/P	217	SHA-180-C/P	213	TAB-128/3WO-NOT-CP	154
PHA-200F/CC-C/P	101	SHA-182-C/P	213	TAB-128/3WO-S-ARR-CP	42
PHA-200F/SB/US-CP	101	SHA-183-C/P	213	TAB-148/2-ALT-C/P	79
PHA-200F/SB-C/P	101	SHA-184-45-C/P	214	TAB-148/2-ARR-CP	42
PHA-200FW/CC-CP	101	SHA-184B-C/P	213	TAB-148/2-CPK	156
PHA-200FW/SB-CP	101	SHA-184-C/P	214	TAB-148/2-H-ALT-C/P	79
PHA-200MF/CC-C/P	101	SHA-186-C/P	201	TAB-148/2-H-CPK	156
PHA-200MF/SB-C/P	101	SHA-186-C/P	214	TAB-148/2-H-NOT-C/P	57
PHA-210-C/P	102	SHA-188-C/P	214	TAB-148/2-H-NOT-C/P	64
PHO-100F/CC-C/P	105	SHF-18501-CP	214	TAB-148/2-H-NOT-C/P	72
PHO-100F/SB/US-CP	105	SKY-R038-CP	192	TAB-148/2-H-OMI-C/P	49
PHO-100F/SB-C/P	105	SKY-SQ35-CP	192	TAB-148/2-NOT-C/P	57

product code	page	product code	page
TAB-148/2-NOT-C/P	64	WG-EFSA/SQ-C/P	166
TAB-148/2-NOT-C/P	72	WG-EFSA/SQ-C/P	193
TAB-148/2-OMI-C/P	49	WG-ELBOW/45-C/P	196
TAB-148/2WO-ALT-CP	153	WG-MFKIT2-C/P	187
TAB-148/2WO-NOT-CP	154	WG-RRK/DIV/SQ-148-CP	161
TAB-148-ALT-C/P	79	WG-RRK/DIV-148-C/P	161
TAB-148-ARR-CP	42	WG-SATURN2/SA-C/P	187
TAB-148-H-ALT-C/P	79	WG-SATURN2-C/P	191
TAB-148-H-NOT-C/P	57	WG-SFKIT2-C/P	187
TAB-148-H-NOT-C/P	64	WG-SPACE/RK-DB-C/P	194
TAB-148-H-NOT-C/P	72	WG-STUDFAST-C-S/S	139
TAB-148-NOT-C/P	57	WG-TEBOX149/B-1/2-CP	145
TAB-148-NOT-C/P	64	WG-V2HANDSET-DB-C/P	180
TAB-148-NOT-C/P	72	WG-V2KIT-C/P	176
TAB-148-OMI-C/P	49	WG-VENUSKIT-C/P	177
TAB-1721/ALT-CP	141	XSH-LUXSHATTAF100-CP	135
TAB-1721/NOT-CP	141	XSH-LUXSHATTAF100-CP	277
TAB-223T/WO-ARR-CP	41	XSH-SHATTAF/163-C/P	134
TE-149T-C/P	102	XSH-SHATTAF/163-C/P	276
TE-149T-C/P	159	Z00-100EF/SB/US-CP	113
VEL-149RRK-RO-CP	150	Z00-100EF/SB-C/P	113
VEL-149RRK-SQ-CP	150	Z00-100F/CC-C/P	113
WAR-207/CD-C/P	130	Z00-100F/SB-C/P	113
WAR-251/CD-C/P	130	Z00-100F/US-CP	113
WAR-2546/CD-C/P	130	Z00-100F-C/P	113
WAR-256/CD-C/P	130	Z00-100FW/CC-CP	113
WAR-256C/CD-C/P	129	Z00-100FW/SB-CP	113
WG-049BRACK+SHR-C/P	139	Z00-100M/CC-C/P	114
WG-049BRACK+SHR-C/P	159	Z00-100M/SB-C/P	114
WG-095-C	133	Z00-106-C/P	114
WG-095-F/C	132	Z00-109-C/P	114
WG-095S-C	133	Z00-109S/A-C/P	114
WG-095S-F/C	133	Z00-110-C/P	115
WG-130ELBOW-C/P	196	Z00-130+K-C/P	115
WG-179M-CP	159	Z00-135/NS-3/4-C/P	116
WG-195-RO-CP	132	Z00-137-C/P	115
WG-195-SQ-CP	132	Z00-140-C/P	110
WG-395-C/P	29	Z00-140-C/P	117
WG-395-C/P	137	Z00-142/PR-3/4-C/P	117
WG-395-CAP/RO-WHT	29	Z00-145A/RO-C/P	119
WG-395-CAP/RO-WHT	137	Z00-145A/SQ-C/P	119
WG-395-CAP/SQ-C/P	137	Z00-147A/RO-C/P	119
WG-461/RO-CP	136	Z00-147A/SQ-C/P	119
WG-461/SQ-CP	136	Z00-232-CP	84
WG-71389-C/P	138	Z00-232-CP	116
WG-71552A-CP	138	Z00-232NS-CP	84
WG-81389/SQ-C/P	46	Z00-232NS-CP	116
WG-81389/SQ-C/P	54	Z00-BRACKET-C/P	196
WG-81389/SQ-C/P	61	Z00-CAPSULE-C/P	181
WG-81389/SQ-C/P	70	Z00-DECKKIT-C/P	181
WG-81389/SQ-C/P	138	Z00-HANDSET-DB-C/P	180
WG-81389-C/P	77	Z00-HOSE/AT-DB-SIL	194
WG-81389-C/P	138	Z00-SFMK-C/P	182
WG-81552A-CP	85	Z00-SFMKWO-C/P	183
WG-81552A-CP	90		
WG-81552A-CP	98		
WG-81552A-CP	106		
WG-81552A-CP	110		
WG-81552A-CP	117		
WG-81552A-CP	138		
WG-DCV-1/2-CP	134		
WG-EFSA/RO-C/P	193		







## HANDLE OPTIONS



**CROSS**  
AXB-1  
page 18



**LEVER**  
AXB-2  
page 22

## FINISH OPTIONS

### CROSS *Chrome*



Complemented by dove white, ceramic indices, the Axbridge cross collection harnesses a beautifully refined handle aesthetic to recreate a timeless look.

### CROSS *Nickel*



The Axbridge cross handles' symmetrical, petal-shaped allure is beautifully accentuated with a bright nickel finish and intricate, crackled indices to capture the essence of Victorian drama.

**NEW**



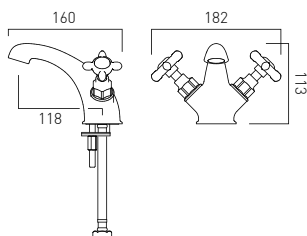
**B&C**  
**CO**

Axbridge  
mono basin mixer  
deck mounted, smooth bodied  
cross handles  
with water flow straightener  
cold ceramic cartridge FL-501-RTC  
hot ceramic cartridge FL-501-LTC  
2 x 1/2" x 400mm flexipipe connections  
deck mount drill hole diameter 35mm  
minimum operating pressure 0.2 bar LP

chrome / cross  
BC-AXB-100/SB-CP

nickel / cross  
BC-AXB-100/SB-BN

**H<sub>2</sub>ECO™**  
FR-FLEXI/5-PLA  
(2 are required)



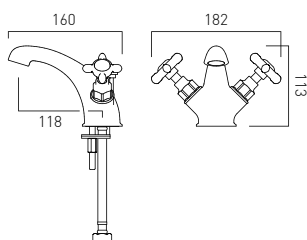
**B&C**  
**CO**

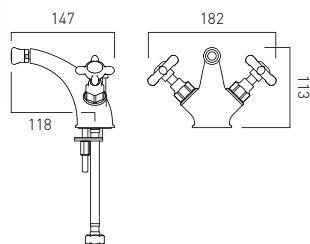
Axbridge  
mono basin mixer  
deck mounted  
with pop-up waste  
cross handles  
with water flow straightener  
cold ceramic cartridge FL-501-RTC  
hot ceramic cartridge FL-501-LTC  
2 x 1/2" x 400mm flexipipe connections  
deck mount drill hole diameter 35mm  
minimum operating pressure 0.2 bar LP

chrome / cross  
BC-AXB-100-CP

nickel / cross  
BC-AXB-100-BN

**H<sub>2</sub>ECO™**  
FR-FLEXI/5-PLA  
(2 are required)



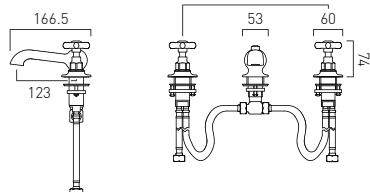


Axbridge  
mono bidet mixer  
deck mounted  
with pop-up waste  
cross handles  
with water flow straightener  
cold ceramic cartridge FL-501-RTC  
hot ceramic cartridge FL-501-LTC  
2 x 1/2" x 400mm flexipipe connections  
deck mount drill hole diameter 35mm  
minimum operating pressure 0.2 bar LP

chrome / cross  
BC-AXB-110-CP

nickel / cross  
BC-AXB-110-BN

**H<sub>2</sub>ECO™**  
FR-FLEXI/5-PLA  
(2 are required)



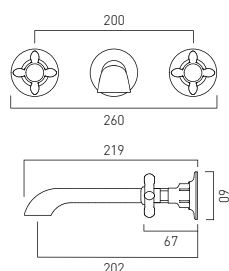
**B&C<sub>o</sub>**

Axbridge  
3 hole basin mixer  
deck mounted  
with pop-up waste  
cross handles  
with water flow straightener  
cold ceramic cartridge FL-501-RTC  
hot ceramic cartridge FL-501-LTC  
4 x 1/2" x 400mm flexipipe connections  
deck mount drill hole diameter 32mm  
minimum operating pressure 0.2 bar LP

chrome / cross  
BC-AXB-101-CP

nickel / cross  
BC-AXB-101-BN

**H<sub>2</sub>ECO™**  
FR-FLEXI/5-PLA  
(2 are required)



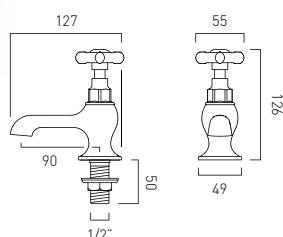
**B&C<sub>o</sub>**

Axbridge  
3 hole basin mixer  
wall mounted  
cross handles  
with water flow straightener  
cold ceramic cartridge FL-501-RTC  
hot ceramic cartridge FL-501-LTC  
2 x 1/2" inlets  
min-max wall mount 56-81mm  
minimum operating pressure 0.2 bar LP

chrome / cross  
BC-AXB-109-CP

nickel / cross  
BC-AXB-109-BN

**H<sub>2</sub>ECO™**  
FR-106/6-PLA



**B&C<sub>o</sub>**

Axbridge  
basin pillar taps  
deck mounted  
cross handles  
with water flow straightener  
cold ceramic cartridge FL-501-RTC  
hot ceramic cartridge FL-501-LTC  
1/2" threaded tail connections  
deck mount drill hole diameter 22mm  
minimum operating pressure 0.2 bar LP

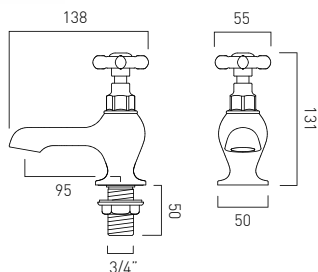
chrome / cross  
BC-AXB-106-CP

nickel / cross  
BC-AXB-106-BN

**H<sub>2</sub>ECO™**  
FR-106/5-PLA  
(2 are required)



B&C  
Co

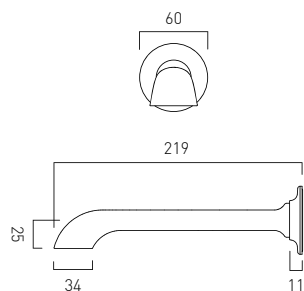


Axbridge  
bath pillar taps  
deck mounted  
cross handles  
with water flow straightener  
cold ceramic cartridge FL-511-RTC  
hot ceramic cartridge FL-511-LTC  
3/4" threaded tail connections  
deck mount drill hole diameter 27mm  
minimum operating pressure 0.2 bar LP

chrome / cross  
BC-AXB-136-CP  
  
nickel / cross  
BC-AXB-136-BN



B&C  
Co

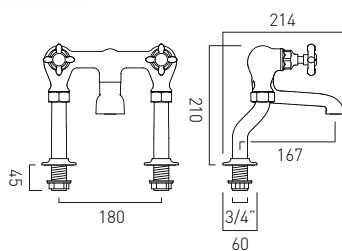


Axbridge  
bath spout  
wall mounted  
with water flow straightener  
1/2" inlet  
minimum operating pressure 1.0 bar MP

chrome  
BC-AXB-140-CP  
  
nickel  
BC-AXB-140-BN



B&C  
Co

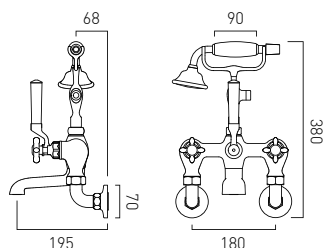


Axbridge  
exposed bath filler  
cross handles  
deck mounted  
with water flow straightener  
cold ceramic cartridge FL-511-RTC  
hot ceramic cartridge FL-511-LTC  
2 x 3/4" x 45mm male threaded connections  
deck mount drill hole diameter 27mm  
minimum operating pressure 1.0 bar MP

chrome / cross  
BC-AXB-137-CP  
  
nickel / cross  
BC-AXB-137-BN



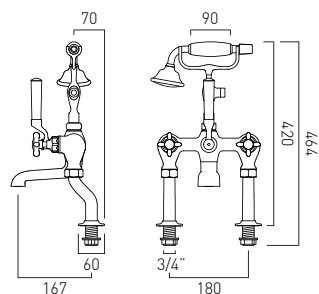




**B&C**  
**Co**

Axbridge  
exposed bath shower mixer  
cross handles  
wall mounted  
with water flow straightener  
with single function shower kit  
cold ceramic cartridge FL-511-RTC  
hot ceramic cartridge FL-511-LTC  
easy-fit brackets included  
minimum operating pressure 1.0 bar MP

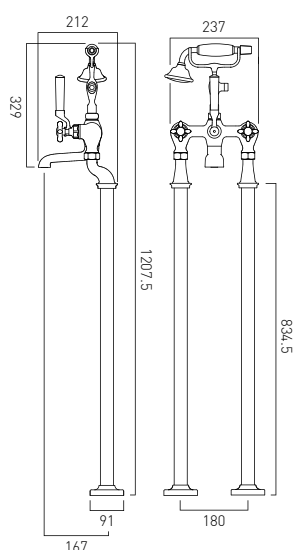
chrome / cross  
BC-AXB-120-CP  
  
nickel / cross  
BC-AXB-120-BN



**B&C**  
**Co**

Axbridge  
exposed bath shower mixer  
cross handles  
deck mounted  
with water flow straightener  
with single function shower kit  
cold ceramic cartridge FL-511-RTC  
hot ceramic cartridge FL-511-LTC  
2 x 3/4" x 45mm threaded connection on legs  
deck mount drill hole diameter 28mm  
minimum operating pressure 1.0 bar MP

chrome / cross  
BC-AXB-131-CP  
  
nickel / cross  
BC-AXB-131-BN



**B&C**  
**Co**

Axbridge  
bath shower mixer  
cross handles  
floor mounted  
with water flow straightener  
with single function shower kit  
cold ceramic cartridge FL-511-RTC  
hot ceramic cartridge FL-511-LTC  
2 x 3/4" female threaded connections  
minimum operating pressure 1.0 bar MP

chrome / cross  
BC-AXB-133-CP  
  
nickel / cross  
BC-AXB-133-BN

PLEASE SEE PAGE 30 FOR  
**COORDINATING SHOWERS**

PLEASE SEE PAGE 35 FOR  
**COORDINATING ACCESSORIES**

## HANDLE OPTIONS



### CROSS

AXB-1

page 18



### LEVER

AXB-2

page 22

## FINISH OPTIONS

### LEVER *Chrome*



Boasting smooth and perfectly contoured, ceramic lever handles in dove white, the Axbridge lever collection allows you to appreciate and experience the quality with every use.

### LEVER *Nickel*



A coalescence of artistry and heritage, the Axbridge lever handles' authentic, crackled finish and smooth, contoured form ensures a distinct vintage appeal.

NEW



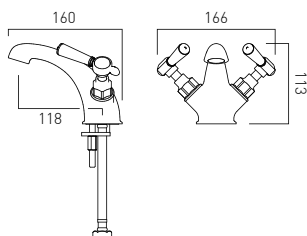
**B&C**  
CO

Axbridge  
mono basin mixer  
deck mounted, smooth bodied  
lever handles  
with water flow straightener  
cold ceramic cartridge FL-501-RTC  
hot ceramic cartridge FL-501-LTC  
2 x 1/2" x 400mm flexipipe connections  
deck mount drill hole diameter 35mm  
minimum operating pressure 0.2 bar LP

chrome / lever  
BC-AXB-200/SB-CP

nickel / lever  
BC-AXB-200/SB-BN

**H<sub>2</sub>ECO™**  
FR-FLEXI/5-PLA  
(2 are required)



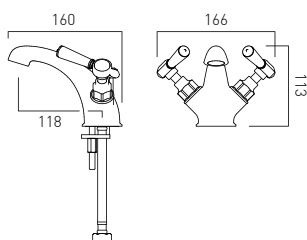
**B&C**  
CO

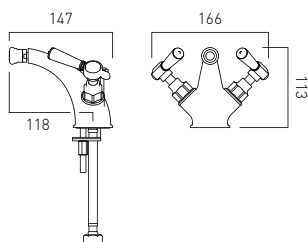
Axbridge  
mono basin mixer  
deck mounted  
with pop-up waste  
lever handles  
with water flow straightener  
cold ceramic cartridge FL-501-RTC  
hot ceramic cartridge FL-501-LTC  
2 x 1/2" x 400mm flexipipe connections  
deck mount drill hole diameter 35mm  
minimum operating pressure 0.2 bar LP

chrome / lever  
BC-AXB-200-CP

nickel / lever  
BC-AXB-200-BN

**H<sub>2</sub>ECO™**  
FR-FLEXI/5-PLA  
(2 are required)





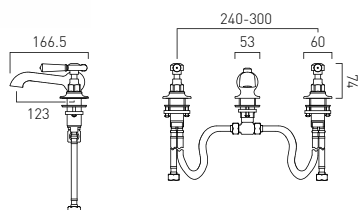
**B&C**  
**Co**

Axbridge  
mono bidet mixer  
deck mounted  
with pop-up waste  
lever handles  
with water flow straightener  
cold ceramic cartridge FL-501-RTC  
hot ceramic cartridge FL-501-LTC  
2 x 1/2" x 400mm flexipipe connections  
deck mount drill hole diameter 35mm  
minimum operating pressure 0.2 bar LP

chrome / lever  
BC-AXB-210-CP

nickel / lever  
BC-AXB-210-BN

**H<sub>2</sub>ECO™**  
FR-FLEXI/5-PLA  
(2 are required)



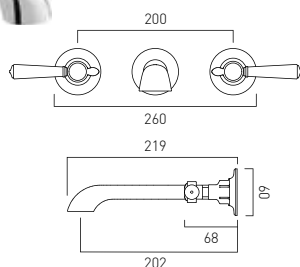
**B&C**  
**Co**

Axbridge  
3 hole basin mixer  
deck mounted  
with pop-up waste  
lever handles  
with water flow straightener  
cold ceramic cartridge FL-501-RTC  
hot ceramic cartridge FL-501-LTC  
4 x 1/2" x 400mm flexipipe connections  
deck mount drill hole diameter 32mm  
minimum operating pressure 0.2 bar LP

chrome / lever  
BC-AXB-201-CP

nickel / lever  
BC-AXB-201-BN

**H<sub>2</sub>ECO™**  
FR-FLEXI/5-PLA  
(2 are required)



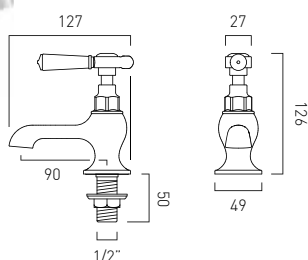
**B&C**  
**Co**

Axbridge  
3 hole basin mixer  
wall mounted  
lever handles  
with water flow straightener  
cold ceramic cartridge FL-501-RTC  
hot ceramic cartridge FL-501-LTC  
2 x 1/2" inlets  
min-max wall mount 56-81mm  
minimum operating pressure 0.2 bar LP

chrome / lever  
BC-AXB-209-CP

nickel / lever  
BC-AXB-209-BN

**H<sub>2</sub>ECO™**  
FR-106/6-PLA



**B&C**  
**Co**

Axbridge  
basin pillar taps  
deck mounted  
lever handles  
with water flow straightener  
cold ceramic cartridge FL-501-RTC  
hot ceramic cartridge FL-501-LTC  
1/2" threaded tail connections  
deck mount drill hole diameter 22mm  
minimum operating pressure 0.2 bar LP

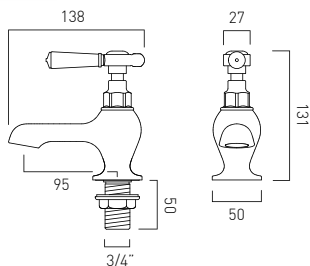
chrome / lever  
BC-AXB-206-CP

nickel / lever  
BC-AXB-206-BN

**H<sub>2</sub>ECO™**  
FR-106/5-PLA  
(2 are required)



B&C  
Co

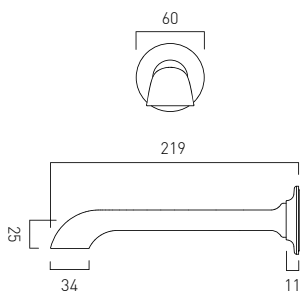


Axbridge  
bath pillar taps  
deck mounted  
lever handles  
with water flow straightener  
cold ceramic cartridge FL-511-RTC  
hot ceramic cartridge FL-511-LTC  
3/4" threaded tail connections  
deck mount drill hole diameter 27mm  
minimum operating pressure 0.2 bar LP

chrome / lever  
BC-AXB-236-CP  
  
nickel / lever  
BC-AXB-236-BN



B&C  
Co

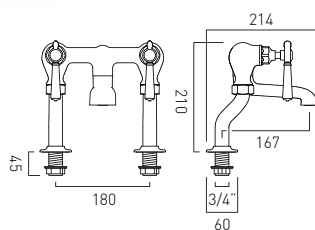


Axbridge  
bath spout  
wall mounted  
with water flow straightener  
1/2" inlet  
minimum operating pressure 1.0 bar MP

chrome  
BC-AXB-140-CP  
  
nickel  
BC-AXB-140-BN



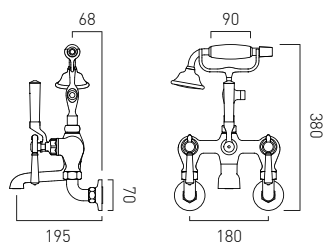
B&C  
Co



Axbridge  
exposed bath filler  
lever handles  
deck mounted  
with water flow straightener  
cold ceramic cartridge FL-511-RTC  
hot ceramic cartridge FL-511-LTC  
2 x 3/4" x 45mm male threaded connections  
deck mount drill hole diameter 27mm  
minimum operating pressure 1.0 bar MP

chrome / lever  
BC-AXB-237-CP  
  
nickel / lever  
BC-AXB-237-BN

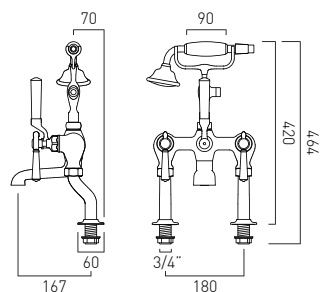




**B&C  
Co**

Axbridge  
exposed bath shower mixer  
lever handles  
wall mounted  
with water flow straightener  
with single function shower kit  
cold ceramic cartridge FL-511-RTC  
hot ceramic cartridge FL-511-LTC  
easy-fit brackets included  
minimum operating pressure 1.0 bar MP

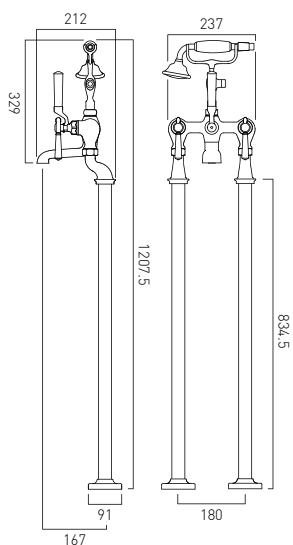
chrome / lever  
BC-AXB-220-CP  
  
nickel / lever  
BC-AXB-220-BN



**B&C  
Co**

Axbridge  
exposed bath shower mixer  
lever handles  
deck mounted  
with water flow straightener  
with single function shower kit  
cold ceramic cartridge FL-511-RTC  
hot ceramic cartridge FL-511-LTC  
2 x 3/4" x 45mm threaded connection on legs  
deck mount drill hole diameter 28mm  
minimum operating pressure 1.0 bar MP

chrome / lever  
BC-AXB-231-CP  
  
nickel / lever  
BC-AXB-231-BN



**B&C  
Co**

Axbridge  
bath shower mixer  
lever handles  
floor mounted  
with water flow straightener  
with single function shower kit  
cold ceramic cartridge FL-511-RTC  
hot ceramic cartridge FL-511-LTC  
2 x 3/4" female threaded connections  
minimum operating pressure 1.0 bar MP

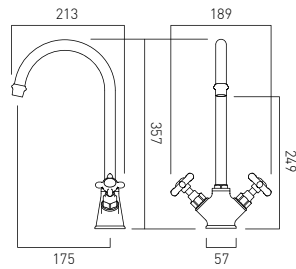
chrome / lever  
BC-AXB-233-CP  
  
nickel / lever  
BC-AXB-233-BN

PLEASE SEE PAGE 30 FOR  
**COORDINATING SHOWERS**

PLEASE SEE PAGE 35 FOR  
**COORDINATING ACCESSORIES**



BOOTH & Co.  
ENGLAND



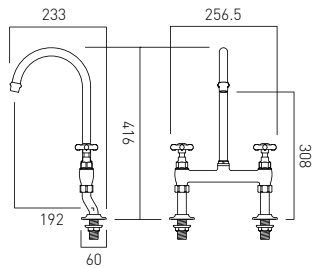
**B&C**  
**Co**

Axbridge  
mono kitchen mixer  
deck mounted  
with swivel spout  
cross handles  
with water flow straightener  
hot ceramic cartridge FL-501-LTC  
cold ceramic cartridge FL-501-RTC  
2 x 1/2" x 400mm flexipipe connections  
deck mount drill hole diameter 35mm  
minimum operating pressure 0.2 bar LP

chrome / cross  
BC-AXB-150-CP

nickel / cross  
BC-AXB-150-BN

**H<sub>2</sub>ECO™**  
FR-FLEXI/8-PLA  
(2 are required)



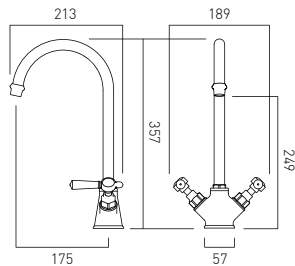
**B&C**  
**Co**

Axbridge  
bridge kitchen mixer  
pillar mounted  
cross handles  
with water flow straightener  
cold ceramic cartridge FL-501-RTC  
hot ceramic cartridge FL-501-LTC  
2 x 1/2" threaded inlet  
deck mount drill hole diameter 22mm  
minimum operating pressure 0.2 bar LP

chrome / cross  
BC-AXB-153-CP

nickel / cross  
BC-AXB-153-BN

**H<sub>2</sub>ECO™**  
2 x 6 l/m flow regulator fitted as standard



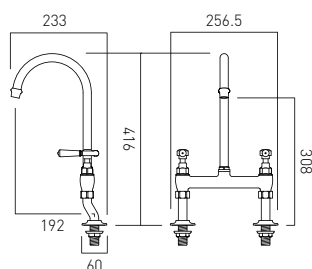
**B&C**  
**Co**

Axbridge  
mono kitchen mixer  
deck mounted  
with swivel spout  
lever handles  
with water flow straightener  
hot ceramic cartridge FL-501-LTC  
cold ceramic cartridge FL-501-RTC  
2 x 1/2" x 400mm flexipipe connections  
deck mount drill hole diameter 35mm  
minimum operating pressure 0.2 bar LP

chrome / lever  
BC-AXB-250-CP

nickel / lever  
BC-AXB-250-BN

**H<sub>2</sub>ECO™**  
FR-FLEXI/8-PLA  
(2 are required)



**B&C**  
**Co**

Axbridge  
bridge kitchen mixer  
deck mounted  
with swivel spout  
lever handles  
with water flow straightener  
hot ceramic cartridge FL-501-LTC  
cold ceramic cartridge FL-501-RTC  
2 x 1/2" threaded inlet  
deck mount drill hole diameter 22mm  
minimum operating pressure 0.2 bar LP

chrome / lever  
BC-AXB-253-CP

nickel / lever  
BC-AXB-253-BN

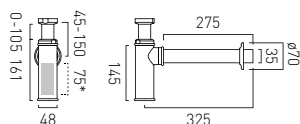
**H<sub>2</sub>ECO™**  
2 x 6 l/m flow regulator fitted as standard





BOOTH & Co.  
ENGLAND

NEW



\*75mm water trap seal

B&  
C<sub>O</sub>

Axbridge  
bottle trap  
35mm x 300mm pipe connections  
min-max vertical adjustment 45-150mm  
to outlet centre

chrome  
BC-AXB-461-CP

nickel  
BC-AXB-461-BN



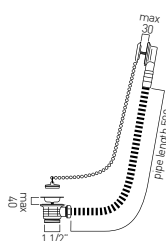
NEW

B&  
C<sub>O</sub>

Axbridge  
basin waste, metal plug and chain  
1.1/4" connection  
35mm of usable length of thread on the stud  
Suitable for slotted and unslotted basins

chrome  
BC-AXB-398-CP

nickel  
BC-AXB-398-BN

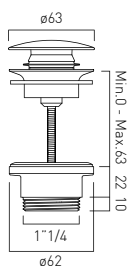


B&  
C<sub>O</sub>

Axbridge  
stowaway bath waste  
metal plug and chain  
1.1/2" x 15mm threaded connections

chrome  
PEX-KITB-STOW-C/P

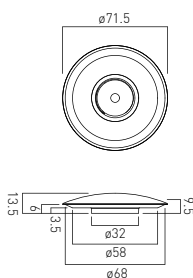
nickel  
BC-KITB-STOW-BN

B&  
C<sub>O</sub>

Axbridge  
universal basin waste  
easily converts into a slotted or unslotted waste  
clic-clac or free-flow

chrome  
WG-395-C/P

nickel  
BC-395-BN

B&  
C<sub>0</sub>

white ceramic  
basin waste cover  
to suit WG-395-C/P

ceramic  
WG-395-CAP/RO-WHT





Axbridge Showers

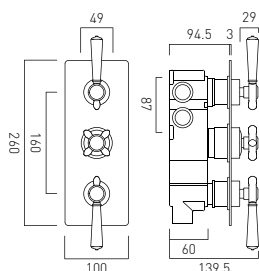
BOOTH & Co.

## AXBRIDGE SHOWERING *Chrome*

Using the latest in thermostatic technology, the Axbridge showering collection combines contoured shapes with a cultured chrome appeal to promise an experience of unrivalled luxury.

## AXBRIDGE SHOWERING *Nickel*

Embracing a warm, nickel finish, ergonomic handles and crackled ceramics, the Axbridge showering collection uses the latest in thermostatic technology to guarantee an enriched showering experience.

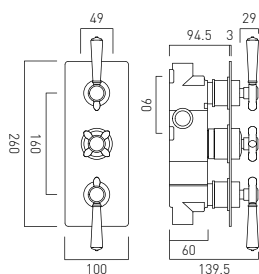


**B&C**  
**CO**

Axbridge  
3 outlet 3 handle thermostatic shower valve  
wall mounted  
thermostatic cartridge V-701-34S  
flow cartridge 1 x FL-301-RTC  
diverter cartridge 1 x FL-805-33/2X  
2 x 3/4" female inlets  
3 x 3/4" female outlets  
includes 3/4" - 1/2" adaptors  
supplied with mortar/tile guard  
min-max wall mount 75-100mm  
minimum operating pressure  
0.2 bar LP (shower) 1.0 bar MP (bath)

chrome  
BC-AXB-128/3-CP

nickel  
BC-AXB-128/3-BN



**B&C**  
**CO**

Axbridge  
2 outlet 3 handle thermostatic shower valve  
wall mounted  
thermostatic cartridge V-701-34S  
flow cartridge 2 x FL-301-RTC  
2 x 3/4" female inlets  
2 x 3/4" female outlets  
includes 3/4" - 1/2" adaptors  
supplied with mortar/tile guard  
min-max wall mount 75-100mm  
minimum operating pressure  
0.2 bar LP (shower) 1.0 bar MP (bath)

chrome  
BC-AXB-128/2-CP

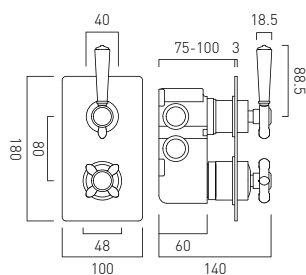
nickel  
BC-AXB-128/2-BN





B&C  
CO

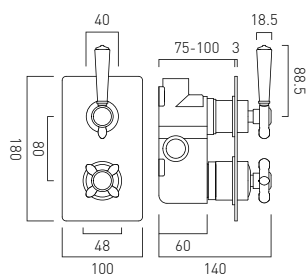
Axbridge  
concealed thermostatic shower valve  
wall mounted  
supplied with mortar/tile guard  
includes 3/4" - 1/2" adaptors  
min-max wall mount 75-100mm  
minimum operating pressure  
0.2 bar LP (shower) 1.0 bar MP (bath)



2 outlet 2 handle  
thermostatic cartridge V-701-34S  
diverter cartridge 1 x FL-805-33/2X  
2 x 3/4" female inlets  
2 x 3/4" female outlets

chrome  
BC-AXB-148/2-CP

nickel  
BC-AXB-148/2-BN



1 outlet 2 handle  
thermostatic cartridge V-701-34S  
flow cartridge FL-301-RTC  
2 x 3/4" female inlets  
1 x 3/4" female outlet

chrome  
BC-AXB-148-CP

nickel  
BC-AXB-148-BN



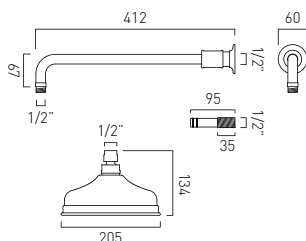
B&C  
CO

Axbridge  
round shower head with shower arm  
wall mounted  
200mm (8") shower head  
1/2" threaded inlet  
minimum operating pressure 0.2 bar LP

chrome  
BC-AXB-HEAD/SA-CP

nickel  
BC-AXB-HEAD/SA-BN

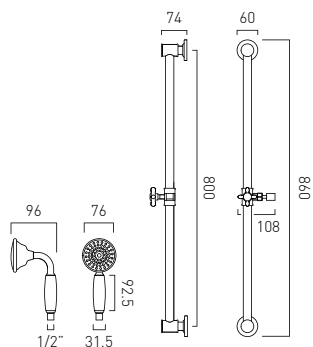
H<sub>2</sub>ECO™  
FR-SHOWER/9-PLA



B&C<sup>o</sup>

Axbridge  
slide rail shower kit  
with single function handset  
with 150cm shower hose  
minimum operating pressure 0.2 bar LP

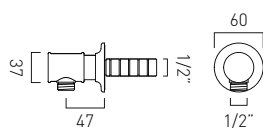
chrome  
BC-AXB-SFSRK-CP  
  
nickel  
BC-AXB-SFSRK-BN



B&C<sup>o</sup>

Axbridge  
wall outlet  
1/2" threaded inlet  
1/2" threaded outlet  
minimum operating pressure 0.2 bar LP

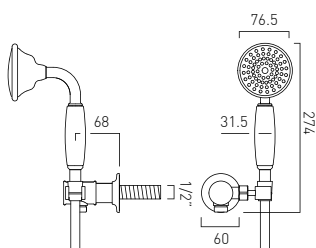
chrome  
BC-AXB-OUTLET-CP  
  
nickel  
BC-AXB-OUTLET-BN



B&C<sup>o</sup>

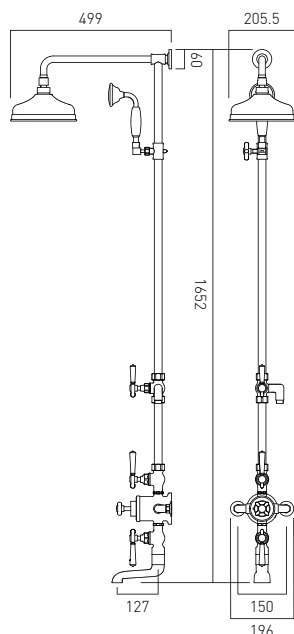
Axbridge  
single function mini shower kit  
wall mounted  
with 150cm shower hose  
and bracket with integrated outlet  
1/2" inlet  
minimum operating pressure 0.2 bar LP

chrome  
BC-AXB-SFMKW0-CP  
  
nickel  
BC-AXB-SFMKW0-BN





B&C  
CO

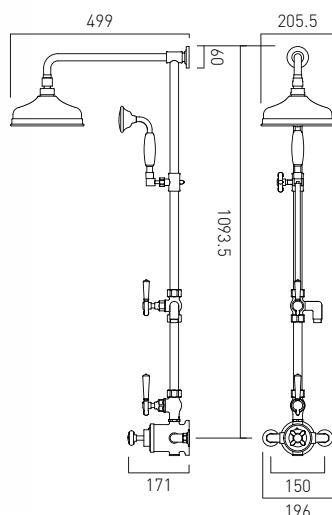


Axbridge  
3 outlet exposed shower column with bath filler  
wall mounted  
with shower kit  
with water flow straightener  
integrated diverter  
with 200mm (8") shower head  
single function shower handset  
thermostatic cartridge V-702-34S  
hot ceramic cartridge FL-511-LTC  
cold ceramic cartridge FL-511-RTC  
minimum operating pressure 1.0 bar MP

chrome  
BC-AXB-123/RRK-CP  
  
nickel  
BC-AXB-123/RRK-BN



B&C  
CO



Axbridge  
2 outlet exposed shower column  
wall mounted  
with water flow straightener  
integrated diverter  
with 200mm (8") shower head  
single function shower handset  
thermostatic cartridge V-702-34S  
hot ceramic cartridge FL-511-LTC  
cold ceramic cartridge FL-511-RTC  
minimum operating pressure 1.0 bar MP

chrome  
BC-AXB-149/RRK-CP  
  
nickel  
BC-AXB-149/RRK-BN







BOOTH & Co.  
ENGLAND

## AXBRIDGE ACCESSORIES

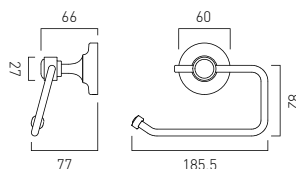
*Chrome*

With intricate detailing and immaculate, dove white ceramics, the Axbridge accessory collection will provide your bathroom with a luxurious finishing touch.

## AXBRIDGE ACCESSORIES

*Nickel*

Boasting crackled, ceramic forms and an alluring antique glow, the Axbridge accessory collection offers a harmonised, statement appearance for the modern classic home.

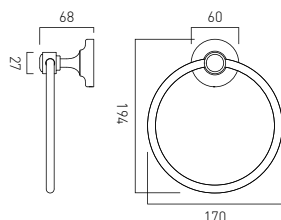


**B&C**  
CO

Axbridge  
paper holder  
wall mounted

chrome  
BC-AXB-180-CP

nickel  
BC-AXB-180-BN

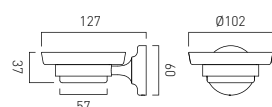


**B&C**  
CO

Axbridge  
towel ring  
wall mounted

chrome  
BC-AXB-181-CP

nickel  
BC-AXB-181-BN



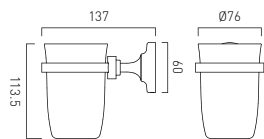
**B&C**  
CO

Axbridge  
ceramic soap dish and holder  
wall mounted

chrome  
BC-AXB-182-CP

nickel  
BC-AXB-182-BN

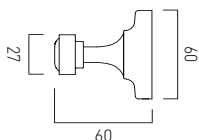




**B&C<sub>o</sub>**

Axbridge  
ceramic tumbler and holder  
wall mounted

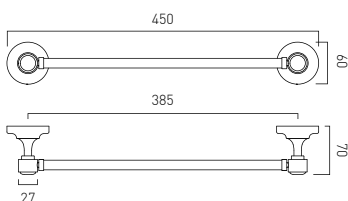
chrome  
BC-AXB-183-CP  
  
nickel  
BC-AXB-183-BN



**B&C<sub>o</sub>**

Axbridge  
robe hook  
wall mounted

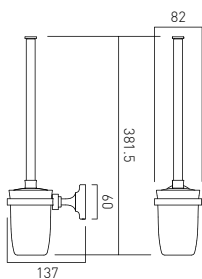
chrome  
BC-AXB-186-CP  
  
nickel  
BC-AXB-186-BN



**B&C<sub>o</sub>**

Axbridge  
towel rail  
wall mounted  
450mm (18")

chrome  
BC-AXB-184-45-CP  
  
nickel  
BC-AXB-184-45-BN



**B&C<sub>o</sub>**

Axbridge  
toilet brush and ceramic holder  
wall mounted

chrome  
BC-AXB-188-CP  
  
nickel  
BC-AXB-188-BN



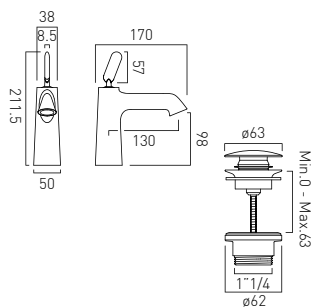


reddot winner 2022

CONRAN AND  
PARTNERS

VADO

NEW



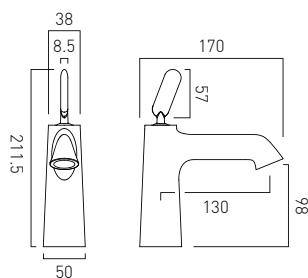
mono basin mixer  
single lever  
deck mounted  
smooth bodied  
with universal basin waste  
with water flow aerator  
ceramic cartridge K-001-J25  
deck mount drill hole diameter 35mm  
minimum operating pressure 1.0 bar MP

chrome  
ARR-100/CC-CP

H<sub>2</sub>ECO™

5 l/m flow regulator fitted as standard

NEW



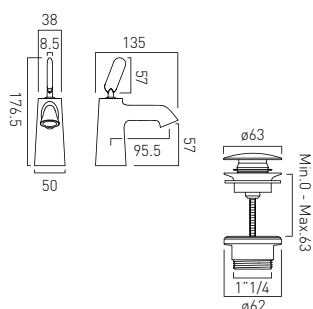
mono basin mixer  
single lever  
deck mounted  
smooth bodied  
without universal basin waste  
with water flow aerator  
ceramic cartridge K-001-J25  
deck mount drill hole diameter 35mm  
minimum operating pressure 1.0 bar MP

chrome  
ARR-100/SB-CP

H<sub>2</sub>ECO™

5 l/m flow regulator fitted as standard

NEW



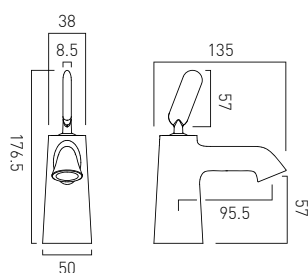
mini mono basin mixer  
single lever  
deck mounted  
smooth bodied  
with universal basin waste  
with water flow aerator  
ceramic cartridge K-001-J25  
deck mount drill hole diameter 35mm  
minimum operating pressure 1.0 bar MP

chrome  
ARR-100M/CC-CP

H<sub>2</sub>ECO™

5 l/m flow regulator fitted as standard

NEW



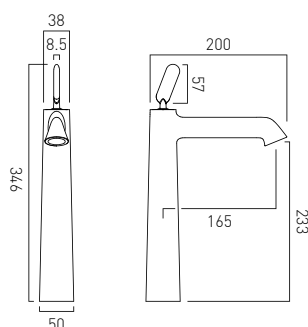
mini mono basin mixer  
single lever  
deck mounted  
smooth bodied  
without universal basin waste  
with water flow aerator  
ceramic cartridge K-001-J25  
deck mount drill hole diameter 35mm  
minimum operating pressure 1.0 bar MP

chrome  
ARR-100M/SB-CP

H<sub>2</sub>ECO™

5 l/m flow regulator fitted as standard

NEW



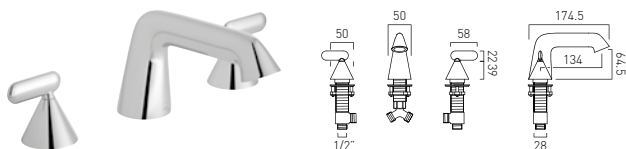
extended mono basin mixer  
single lever  
deck mounted  
smooth bodied  
without universal basin waste  
with water flow aerator  
ceramic cartridge K-001-J25  
deck mount drill hole diameter 35mm  
minimum operating pressure 1.0 bar MP

chrome  
ARR-100E/SB-CP

H<sub>2</sub>ECO™

5 l/m flow regulator fitted as standard

NEW



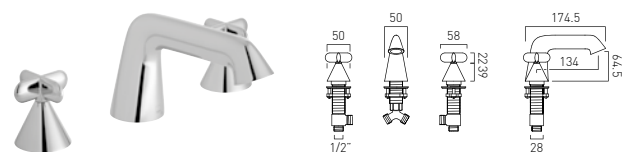
3 hole basin mixer, lever handles  
deck mounted with fixed spout  
without pop-up waste, with water flow aerator  
1/2" ceramic disc 1/4 turn valves  
cold ceramic cartridge FL-202-LTC  
hot ceramic cartridge FL-202-RTC  
2 x 1/2" x 1/2" 300mm flexipipe connections  
1/2" male x 1/2" male x 1/2" female T connection  
spout deck mount drill hole diameter 30mm  
valve deck mount drill hole diameter 30mm  
minimum operating pressure 1.0 bar MP

chrome  
ARR-101-CP

H<sub>2</sub>ECO™

5 l/m flow regulator fitted as standard

NEW



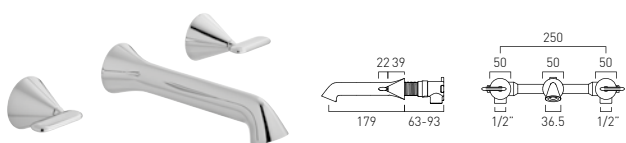
3 hole basin mixer, cross handles  
deck mounted with fixed spout  
without pop-up waste, with water flow aerator  
1/2" ceramic disc 1/4 turn valves  
cold ceramic cartridge FL-202-LTC  
hot ceramic cartridge FL-202-RTC  
2 x 1/2" x 1/2" 300mm flexipipe connections  
1/2" male x 1/2" male x 1/2" female T connection  
spout deck mount drill hole diameter 30mm  
valve deck mount drill hole diameter 30mm  
minimum operating pressure 1.0 bar MP

chrome  
ARR-201-CP

H<sub>2</sub>ECO™

5 l/m flow regulator fitted as standard

NEW



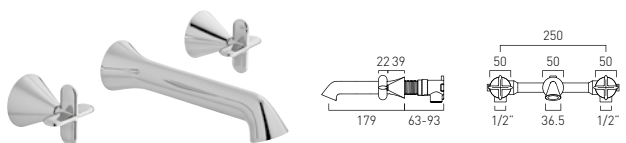
3 hole basin mixer, lever handles  
wall mounted  
with water flow aerator  
cold ceramic cartridge FL-203-LTC  
hot ceramic cartridge FL-203-RTC  
two part cartridges ensure perfect alignment of  
handle and shroud  
2 x 1/2" female connections  
min-max wall mount 63-93mm  
minimum operating pressure 1.0 bar MP

chrome  
ARR-109-CP

H<sub>2</sub>ECO™

5 l/m flow regulator fitted as standard

NEW



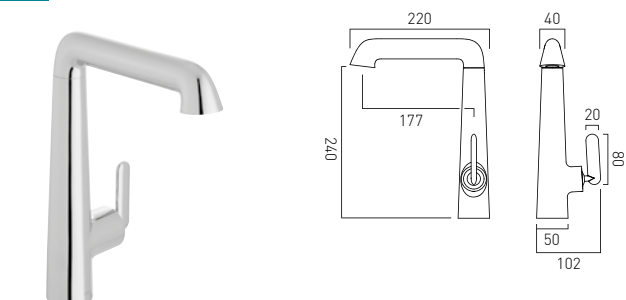
3 hole basin mixer, cross handles  
wall mounted  
with water flow aerator  
cold ceramic cartridge FL-203-LTC  
hot ceramic cartridge FL-203-RTC  
two part cartridges ensure perfect alignment of  
handle and shroud  
2 x 1/2" female connections  
min-max wall mount 63-93mm  
minimum operating pressure 1.0 bar MP

chrome  
ARR-209-CP

H<sub>2</sub>ECO™

5 l/m flow regulator fitted as standard

NEW



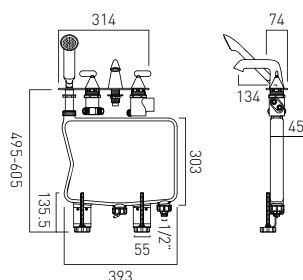
mono kitchen mixer  
single lever  
deck mounted  
with swivel spout  
with water flow aerator  
ceramic cartridge K-001-N25  
2 x 1/2" x 400mm flexipipe connections  
deck mount drill hole diameter 35mm  
minimum operating pressure 1.0 bar MP

chrome  
ARR-150-CP





NEW



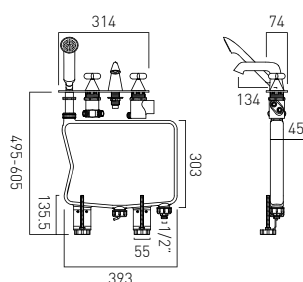
4 hole bath shower mixer  
 lever handles, deck mounted  
 with fixed spout  
 with shower kit  
 with water flow straightener  
 thermostatic cartridge V-704-34S  
 diverter cartridge FL-801-33/2SX  
 1/2" 700mm flexipipe with right angle connection  
 braided shower hose  
 2 x 400 1/2" female flexipipe connectors to valve  
 valve deck mount drill hole 48mm  
 diverter deck mount drill hole 48mm  
 spout and handset deck mount drill hole 30mm  
 bath deck thickness (1-18mm)  
 minimum operating pressure 3.0 bar HP

chrome  
 ARR-132T-CP

**H2ECO™**  
 FR-SHOWER/9-C/P



NEW



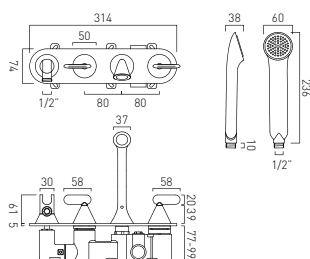
4 hole bath shower mixer  
 cross handles, deck mounted  
 with fixed spout  
 with shower kit  
 with water flow straightener  
 thermostatic cartridge V-704-34S  
 diverter cartridge FL-801-33/2SX  
 1/2" 700mm flexipipe with right angle connection  
 braided shower hose  
 2 x 400 1/2" female flexipipe connectors to valve  
 valve deck mount drill hole 48mm  
 diverter deck mount drill hole 48mm  
 spout and handset deck mount drill hole 30mm  
 bath deck thickness (1-18mm)  
 minimum operating pressure 3.0 bar HP

chrome  
 ARR-232T-CP

**H2ECO™**  
 FR-SHOWER/9-C/P



NEW



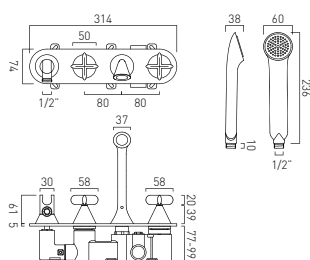
concealed thermostatic bath shower mixer with  
 integrated single function mini kit  
 lever handles  
 wall mounted  
 with water flow straightener  
 thermostatic cartridge V-704-34S  
 diverter cartridge FL-801-33/2SX  
 2 x 3/4" female inlets  
 includes 3/4" - 1/2" adaptors  
 supplied with mortar/tile guard  
 min-max wall mount 79.5-101.5mm  
 minimum operating pressure 1.0 bar MP

chrome  
 TAB-123T/WO-ARR-CP

**H2ECO™**  
 FR-FLEXI/9-PLA



NEW



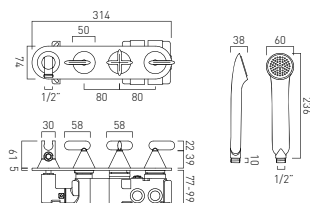
concealed thermostatic bath shower mixer with  
 integrated single function mini kit  
 cross handles  
 wall mounted  
 with water flow straightener  
 thermostatic cartridge V-704-34S  
 diverter cartridge FL-801-33/2SX  
 2 x 3/4" female inlets  
 includes 3/4" - 1/2" adaptors  
 supplied with mortar/tile guard  
 min-max wall mount 79.5-101.5mm  
 minimum operating pressure 1.0 bar MP

chrome  
 TAB-223T/WO-ARR-CP

**H2ECO™**  
 FR-FLEXI/9-PLA



NEW



horizontal concealed thermostatic shower valve  
with integrated single function mini kit  
3 outlet 3 handle  
with all-flow function - 1.0 bar MOP to operate  
thermostatic cartridge C-704-34S  
diverter cartridge FL-802-33/2MX  
flow cartridge FL-301-RTC  
2 x 3/4" female inlets  
2 x 3/4" female outlets  
includes 3/4" - 1/2" adaptors  
supplied with mortar/tile guard  
min-max wall mount 79.5-101.5mm  
minimum operating pressure  
0.2 bar LP (shower) 1.0 bar MP (bath)

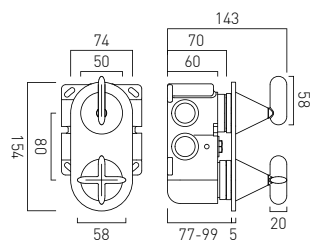
chrome  
TAB-128/3WO-S-ARR-CP



H<sub>2</sub>ECO™  
FR-FLEXI/9-PLA



NEW

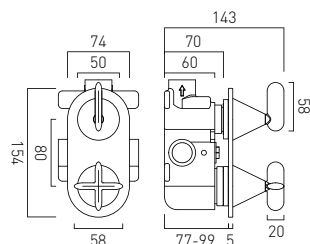


vertical concealed thermostatic shower valve  
2 outlet 2 handle  
with all-flow function - 1.0 bar MOP to operate  
thermostatic cartridge V-704-34S  
diverter cartridge FL-802-33/2MX  
2 x 3/4" female inlets  
2 x 3/4" female outlets  
includes 3/4" - 1/2" adaptors  
supplied with mortar/tile guard  
min-max wall mount 79.5-101.5mm  
minimum operating pressure  
0.2 bar LP (shower) 1.0 bar MP (bath)

chrome  
TAB-148/2-ARR-CP



NEW

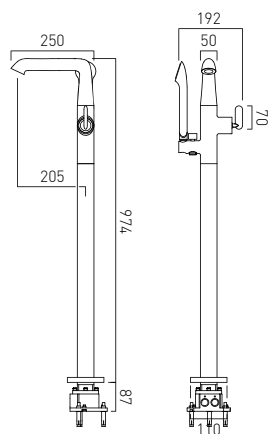


vertical concealed thermostatic shower valve  
1 outlet 2 handle  
thermostatic cartridge V-704-34S  
flow cartridge FL-301-RTC  
2 x 3/4" female inlets  
1 x 3/4" female outlet  
includes 3/4" - 1/2" adaptors  
supplied with mortar/tile guard  
min-max wall mount 79.5-101.5mm  
minimum operating pressure  
0.2 bar LP (shower) 1.0 bar MP (bath)

chrome  
TAB-148-ARR-CP



NEW



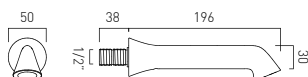
bath shower mixer  
single lever  
floor mounted  
with water flow straightener  
with single function shower kit  
ceramic cartridge C-002-N35  
2 x 1/2" female threaded connections  
minimum operating pressure 1.5 bar MP

chrome  
ARR-133-CP

**H<sub>2</sub>ECO™**  
FR-FLEXI/9-PLA



NEW



bath spout  
with water flow straightener  
wall mounted  
1/2" inlet  
minimum operating pressure 0.2 bar LP

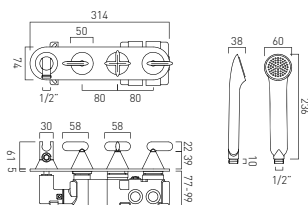
chrome  
ARR-140-CP



NEW



For installation over bath



horizontal concealed thermostatic bath/shower  
valve with integrated single function mini kit  
3 outlet 3 handle  
thermostatic cartridge C-704-34S  
diverter cartridge FL-801-33/2SX  
flow cartridge FL-301-RTC  
2 x 3/4" female inlets  
2 x 3/4" female outlets  
includes 3/4" - 1/2" adaptors  
supplied with mortar/tile guard  
min-max wall mount 79.5-101.5mm  
minimum operating pressure 1.0 bar MP

chrome  
TAB-128/3WO-B-ARR-CP

**H<sub>2</sub>ECO™**  
FR-FLEXI/9-PLA



PLEASE SEE PAGE **162** FOR  
**SHOWERING SOLUTIONS**

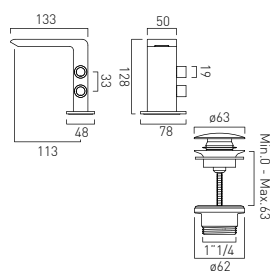
PLEASE SEE PAGE **202** FOR  
**COORDINATING ACCESSORIES**

OMIKA

DESIGNED BY

*Stefano*





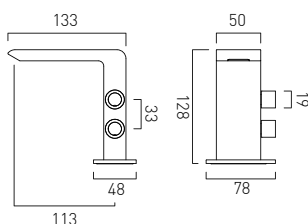
mono basin mixer  
deck mounted, smooth bodied  
with universal basin waste  
water flow aerator  
1/4 turn ceramic disc valves  
2 x FL-401-RTC  
2 x 1/2" nut x 400mm flexipipe connections  
deck mount drill hole diameter 35mm  
minimum operating pressure 1.0 bar MP

chrome  
OMI-100/CC-C/P



**H<sub>2</sub>ECO™**

4 l/m flow regulator fitted as standard



mono basin mixer  
deck mounted, smooth bodied  
without universal basin waste  
water flow aerator  
1/4 turn ceramic disc valves  
2 x FL-401-RTC  
2 x 1/2" nut x 400mm flexipipe connections  
deck mount drill hole diameter 35mm  
minimum operating pressure 1.0 bar MP

chrome  
OMI-100/SB-C/P



US hoses

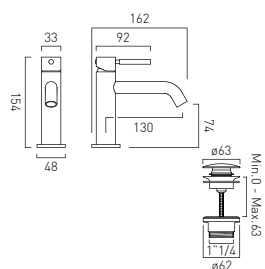
OMI-100/SB-US-CP

**H<sub>2</sub>ECO™**

4 l/m flow regulator fitted as standard

polished black  
IND-OMI100/SB-PB

**INDIVIDUAL**  
by VADO



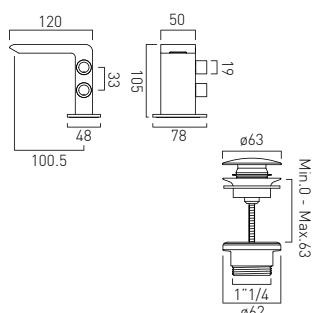
slimline mono basin mixer  
single lever, deck mounted, smooth bodied  
with universal basin waste  
with water flow aerator  
ceramic cartridge C-010-N25  
2 x 1/2" nut x 400mm flexipipe connections  
deck mount drill hole diameter 35mm  
minimum operating pressure 1.0 bar MP

chrome  
OMI-300/CC-CP



**H<sub>2</sub>ECO™**

5 l/m flow regulator fitted as standard



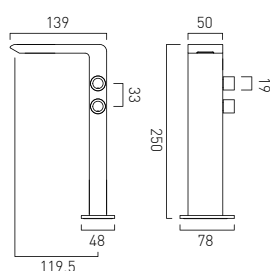
mini mono basin mixer  
deck mounted, smooth bodied  
with universal basin waste  
water flow aerator  
1/4 turn ceramic disc valves  
2 x FL-401-RTC  
2 x 1/2" nut x 400mm flexipipe connections  
deck mount drill hole diameter 35mm  
minimum operating pressure 1.0 bar MP

chrome  
OMI-100M/CC-C/P



**H<sub>2</sub>ECO™**

4 l/m flow regulator fitted as standard



extended mono basin mixer  
deck mounted, smooth bodied  
without universal basin waste  
water flow aerator  
1/4 turn ceramic disc valves  
2 x FL-401-RTC  
2 x 1/2" nut x 400mm flexipipe connections  
deck mount drill hole diameter 35mm  
minimum operating pressure 1.0 bar MP

chrome  
OMI-100E/SB-C/P

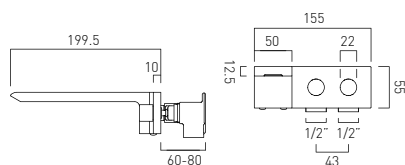


**H<sub>2</sub>ECO™**

4 l/m flow regulator fitted as standard



**INDIVIDUAL**  
by VADO



basin mixer  
wall mounted  
water flow aerator  
1/4 turn ceramic disc valves  
2 x FL-201-LTC  
2 x 1/2" female inlets  
min-max wall mount 60-80mm  
minimum operating pressure 1.0 bar MP

chrome  
OMI-109-C/P



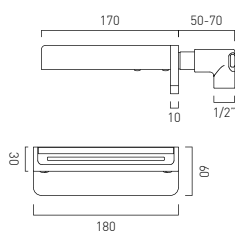
**H<sub>2</sub>ECO™**

4 l/m flow regulator fitted as standard

polished black  
IND-OMI109-PB



**INDIVIDUAL**  
by VADO

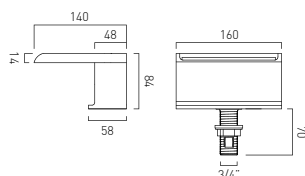


waterfall bath spout  
wall mounted  
20mm wall mount depth adjustment  
1/2" inlet  
minimum operating pressure 1.0 bar MP

chrome  
SYN-240/W-CP



polished black  
IND-SYN240/W-PB

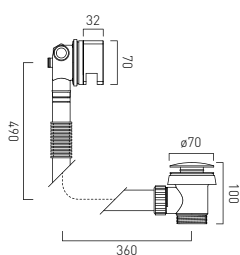


waterfall bath spout  
deck mounted  
3/4" inlet  
minimum operating pressure 1.5 bar MP

chrome  
SYN-240D-CP



**INDIVIDUAL**  
by VADO



clic-clac bath filler waste and overflow  
2 x 1/2" inlets (one is blanked off)  
1.1/2" x 10mm threaded outlet connection  
min-max overflow bath thickness 1mm-21mm  
minimum operating pressure 1.0 bar MP

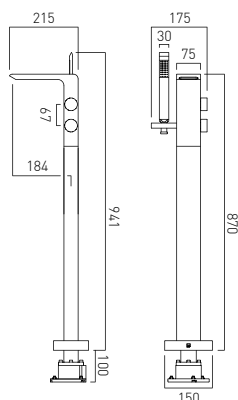
chrome  
WG-81389/SQ-C/P



polished black  
IND-81389/SQ-PB



INDIVIDUAL  
by VADO

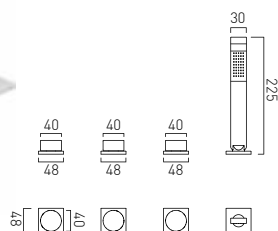


bath shower mixer  
floor mounted  
with Omika single function shower kit  
quarter turn ceramic mix cartridge FL-601-33Q  
ceramic diverter cartridge FL-803-33/2X  
2 x 1/2" female threaded connections  
clearance 850mm from floor to spout  
minimum operating pressure 1.0 bar MP

chrome  
OMI-133-C/P  
  
**H2ECO™**  
FR-FLEXI/8-PLA

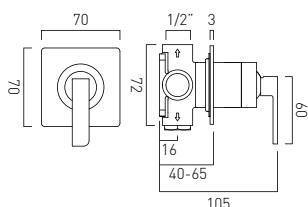


polished black  
IND-OMI133-PB



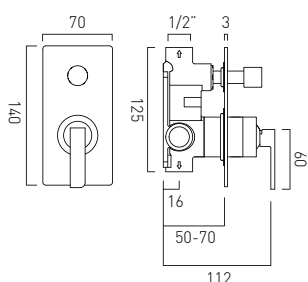
4 hole bath shower mixer  
deck mounted  
with Omika single function shower kit  
without spout  
for use with bath filler waste and overflow  
1/4 turn ceramic disc valves FL-301-RTC  
FL-301-LTC  
1 x 1/2" x 3/8" 200cm shower hose  
2 x 3/4" x 3/4" 600mm flexipipe connections  
ceramic diverter cartridge FL-803-33/2X  
1mm - 40mm min-max bath thickness  
deck mount drill hole diameter 35mm  
minimum operating pressure 1.0 bar MP

chrome  
OMI-135/NS-C/P  
  
**H2ECO™**  
FR-FLEXI/8-PLA



concealed 1 outlet shower valve  
single lever, wall mounted  
with rectangular backplate  
ceramic cartridge CAR-K35A  
2 x 1/2" female inlets  
2 x 1/2" female outlets (one is blanked off)  
min-max wall mount 40-65mm  
minimum operating pressure  
0.2 bar LP (shower) 1.5 bar MP (bath)

chrome  
OMI-145A-C/P



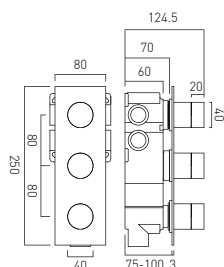
concealed 2 outlet shower valve with diverter  
single lever, wall mounted  
with rectangular backplate  
ceramic cartridge CAR-K35A  
2 x 1/2" female inlets  
2 x 1/2" female outlets  
min-max wall mount 50-70mm  
minimum operating pressure  
0.2 bar LP (shower) 1.5 bar MP (bath)

chrome  
OMI-147A-C/P



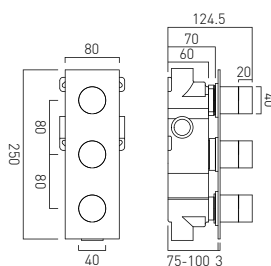


Tablet Omika  
vertical concealed thermostatic shower valve  
includes 3/4" - 1/2" adaptors  
supplied with mortar/tile guard  
min-max wall mount 75-100mm  
optimum installation depth 87mm  
minimum operating pressure  
0.2 bar LP (shower) 1.0 bar MP (bath)



3 outlet 3 handle  
with all-flow function  
thermostatic cartridge V-704-34S  
diverter cartridge FL-802-33/2MX  
flow cartridge FL-301-RTC  
2 x 3/4" female inlets, 3 x 3/4" female outlets

chrome  
TAB-128/3-OMI-C/P

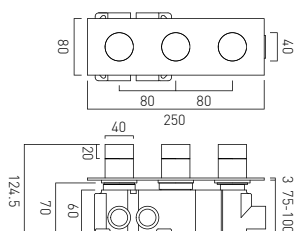


2 outlet 3 handle  
thermostatic cartridge V-704-34S  
2 x flow cartridge FL-301-RTC  
2 x 3/4" female inlets, 2 x 3/4" female outlets

chrome  
TAB-128/2-OMI-C/P



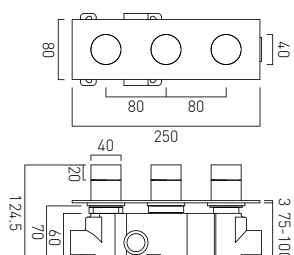
Tablet Omika  
horizontal concealed thermostatic shower valve  
includes 3/4" - 1/2" adaptors  
supplied with mortar/tile guard  
min-max wall mount 75-100mm  
optimum installation depth 87mm  
minimum operating pressure  
0.2 bar LP (shower) 1.0 bar MP (bath)



3 outlet 3 handle  
with all-flow function  
thermostatic cartridge V-704-34S  
diverter cartridge FL-802-33/2MX  
flow cartridge FL-301-RTC  
2 x 3/4" female inlets, 3 x 3/4" female outlets

chrome  
TAB-128/3-H-OMI-C/P

polished black  
IND-T128/3-H-OMI-PB



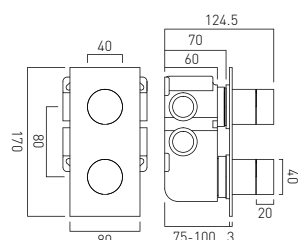
2 outlet 3 handle  
thermostatic cartridge V-704-34S  
2 x flow cartridge FL-301-RTC  
2 x 3/4" female inlets, 2 x 3/4" female outlets

chrome  
TAB-128/2-H-OMI-C/P





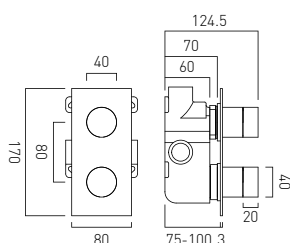
Tablet Omika  
vertical concealed thermostatic shower valve  
includes 3/4" - 1/2" adaptors  
supplied with mortar/tile guard  
min-max wall mount 75-100mm  
optimum installation depth 87mm  
minimum operating pressure  
0.2 bar LP (shower) 1.0 bar MP (bath)



2 outlet 2 handle  
with all-flow function  
thermostatic cartridge V-704-34S  
diverter cartridge FL-802-33/2MX  
2 x 3/4" female inlets, 2 x 3/4" female outlets

chrome  
TAB-148/2-OMI-C/P

polished black  
IND-T148/2-OMI-PB

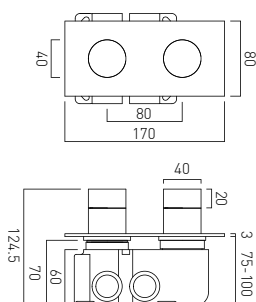


1 outlet 2 handle  
thermostatic cartridge V-704-34S  
flow cartridge FL-301-RTC  
2 x 3/4" female inlets, 1 x 3/4" female outlet

chrome  
TAB-148-OMI-C/P



INDIVIDUAL  
by VADO



Tablet Omika  
2 outlet 2 handle  
horizontal concealed thermostatic shower valve  
with all-flow function  
wall mounted  
thermostatic cartridge V-704-34S  
diverter cartridge FL-802-33/2MX  
2 x 3/4" female inlets, 2 x 3/4" female outlets  
includes 3/4" - 1/2" adaptors  
supplied with mortar/tile guard  
min-max wall mount 75-100mm  
optimum installation depth 87mm  
minimum operating pressure  
0.2 bar LP (shower) 1.0 bar MP (bath)

chrome  
TAB-148/2-H-OMI-C/P

polished black  
IND-T148/2-H-OMI-PB

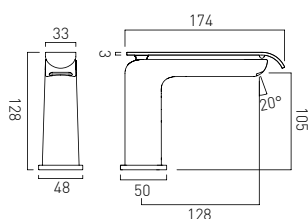


INDIVIDUAL  
by VADO

PLEASE SEE PAGE 164 FOR  
**SHOWERING SOLUTIONS**

PLEASE SEE PAGE 199 FOR  
**COORDINATING ACCESSORIES**





mono basin mixer  
single lever, deck mounted, smooth bodied  
without universal basin waste  
ceramic cartridge C-006-N25  
deck mount drill hole diameter 35mm  
minimum operating pressure 0.2 bar LP

chrome  
KOV-100/SB-C/P



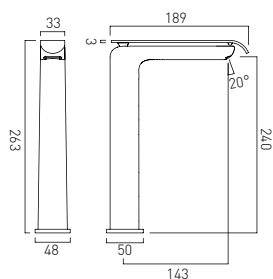
US hoses  
KOV-100/SB/US-CP

**H<sub>2</sub>ECO™**

6 l/m flow regulator fitted as standard



reddot award 2015  
winner



extended mono basin mixer  
single lever, deck mounted, smooth bodied  
without universal basin waste  
ceramic cartridge C-006-N25  
deck mount drill hole diameter 35mm  
minimum operating pressure 0.2 bar LP

chrome  
KOV-100E/SB-C/P

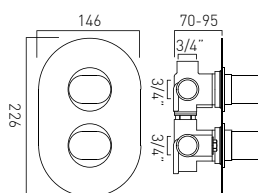


**H<sub>2</sub>ECO™**

6 l/m flow regulator fitted as standard

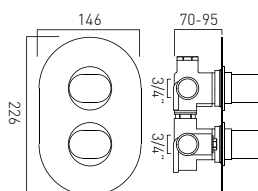


DX Life  
concealed thermostatic shower valve  
with oval backplate  
includes 3/4" - 1/2" adaptors  
inc. bleed valve for system flush on installation  
min-max wall mount 70-95mm  
optimum installation depth 82mm  
minimum operating pressure  
0.2 bar LP (shower) 1.0 bar MP (bath)



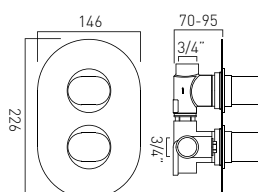
3 outlet 2 handle  
thermostatic cartridge V-704-34S  
diverter cartridge FL-804-33X/3X  
2 x 3/4" female inlets, 3 x 3/4" female outlets

chrome  
LIF-148D/3-C/P



2 outlet 2 handle  
thermostatic cartridge V-704-34S  
diverter cartridge FL-804-33X/3X  
2 x 3/4" female inlets, 2 x 3/4" female outlets

chrome  
LIF-148D/2-C/P



1 outlet 2 handle  
thermostatic cartridge V-704-34S  
flow cartridge C-301-RTC  
2 x 3/4" female inlets, 1 x 3/4" female outlets

chrome  
LIF-148D-C/P

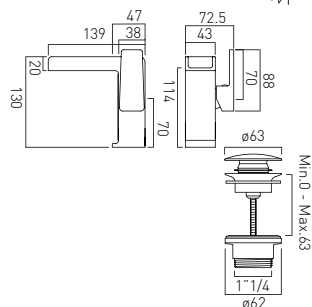


PLEASE SEE PAGE **171** FOR  
**SHOWERING SOLUTIONS**

PLEASE SEE PAGE **209** FOR  
**COORDINATING ACCESSORIES**







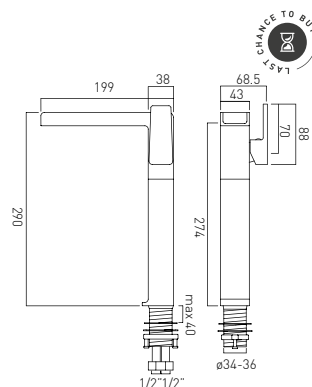
mono basin mixer  
with waterfall spout  
single lever, deck mounted, smooth bodied  
with universal basin waste  
ceramic cartridge C-007-A25  
2 x 1/2" nut x 400mm flexipipe connection  
deck mount drill hole diameter 35mm  
minimum operating pressure 1.0 bar MP

chrome  
SYN-100/CC-C/P



H<sub>2</sub>ECO™

5 l/m flow regulator fitted as standard



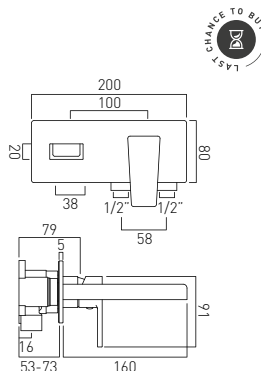
extended mono basin mixer  
with waterfall spout  
single lever, deck mounted, smooth bodied  
without universal basin waste  
ceramic cartridge C-007-A25  
deck mount drill hole diameter 35mm  
minimum operating pressure 1.0 bar MP

chrome  
SYN-100E/SB-C/P



H<sub>2</sub>ECO™

5 l/m flow regulator fitted as standard



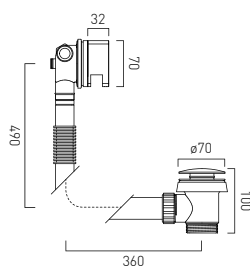
2 hole basin mixer  
with waterfall spout  
single lever, wall mounted  
ceramic cartridge CAR-K35B  
2 x 1/2" inlets  
min-max wall mount 53-70mm  
minimum operating pressure 0.2 bar LP

chrome  
SYN-109S/A-C/P



H<sub>2</sub>ECO™

4 l/m flow regulator fitted as standard



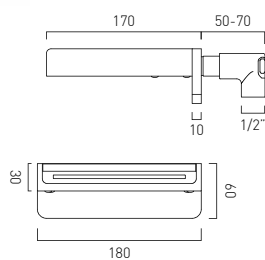
clic-clac bath filler waste and overflow  
2 x 1/2" inlets (one is blanked off)  
1.1/2" x 10mm threaded outlet connection  
min-max overflow bath thickness 1mm-21mm  
minimum operating pressure 1.0 bar MP

chrome  
WG-81389/SQ-C/P



polished black  
IND-81389/SQ-PB

INDIVIDUAL  
by VADO



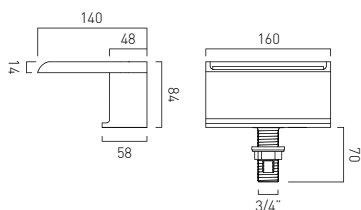
waterfall bath spout  
wall mounted  
20mm wall mount depth adjustment  
1/2" inlet  
minimum operating pressure 1.0 bar MP

chrome  
SYN-240/W-CP



**INDIVIDUAL**  
by VADO

polished black  
IND-SYN240/W-PB



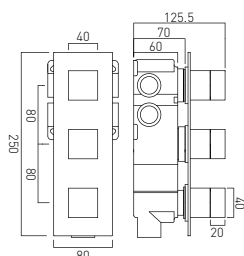
waterfall bath spout  
deck mounted  
3/4" inlet  
minimum operating pressure 1.5 bar MP

chrome  
SYN-240D-CP



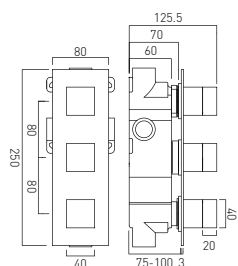


Tablet Notion  
vertical concealed thermostatic shower valve  
includes 3/4" - 1/2" adaptors  
supplied with mortar/tile guard  
min-max wall mount 75-100mm  
optimum installation depth 87mm  
minimum operating pressure  
0.2 bar LP (shower) 1.0 bar MP (bath)



3 outlet 3 handle  
with all-flow function  
thermostatic cartridge V-704-34S  
diverter cartridge FL-802-33/2MX  
flow cartridge FL-301-RTC  
2 x 3/4" female inlets, 3 x 3/4" female outlets

chrome  
TAB-128/3-NOT-C/P



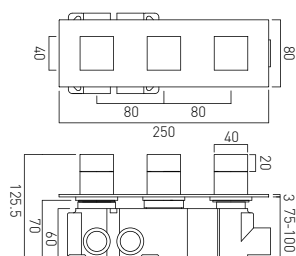
2 outlet 3 handle  
thermostatic cartridge V-704-34S  
2 x flow cartridge FL-301-RTC  
2 x 3/4" female inlets, 2 x 3/4" female outlets

chrome  
TAB-128/2-NOT-C/P



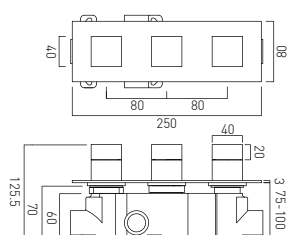
**TABLET** ⓘ  
See Page 151

Tablet Notion  
horizontal concealed thermostatic shower valve  
includes 3/4" - 1/2" adaptors  
supplied with mortar/tile guard  
min-max wall mount 75-100mm  
optimum installation depth 87mm  
minimum operating pressure  
0.2 bar LP (shower) 1.0 bar MP (bath)



3 outlet 3 handle  
with all-flow function  
thermostatic cartridge V-704-34S  
diverter cartridge FL-802-33/2MX  
flow cartridge FL-301-RTC  
2 x 3/4" female inlets, 3 x 3/4" female outlets

chrome  
TAB-128/3-H-NOT-C/P  
brushed black brushed nickel  
IND-T128/3-H-NOT-BLK IND-T128/3-H-NOT-BRN  
brushed gold brushed bronze  
IND-T128/3-H-NOT-BRG IND-T128/3-H-NOT-BRZ



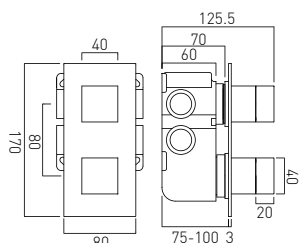
2 outlet 3 handle  
thermostatic cartridge V-704-34S  
2 x flow cartridge FL-301-RTC  
2 x 3/4" female inlets, 2 x 3/4" female outlets

chrome  
TAB-128/2-H-NOT-C/P



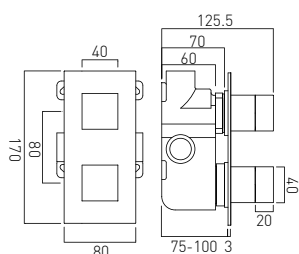


Tablet Notion  
vertical concealed thermostatic shower valve  
includes 3/4" - 1/2" adaptors  
supplied with mortar/tile guard  
min-max wall mount 75-100mm  
optimum installation depth 87mm  
minimum operating pressure  
0.2 bar LP (shower) 1.0 bar MP (bath)



2 outlet 2 handle  
with all-flow function  
thermostatic cartridge V-704-34S  
diverter cartridge FL-802-33/2MX  
2 x 3/4" female inlets, 2 x 3/4" female outlets

chrome  
TAB-148/2-NOT-C/P  
brushed black  
brushed nickel  
IND-T148/2-NOT-BLK  
brushed gold  
brushed bronze  
IND-T148/2-NOT-BRG  
IND-T148/2-NOT-BRZ



1 outlet 2 handle  
thermostatic cartridge V-704-34S  
flow cartridge FL-301-RTC  
2 x 3/4" female inlets, 1 x 3/4" female outlet

chrome  
TAB-148-NOT-C/P  
brushed black  
brushed nickel  
IND-T148-NOT-BLK  
brushed gold  
brushed bronze  
IND-T148-NOT-BRG  
IND-T148-NOT-BRZ

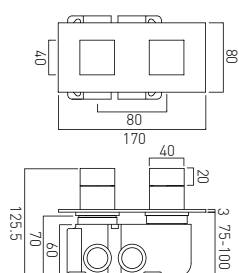


INDIVIDUAL  
by VADO

#### TABLET iO See Page 151

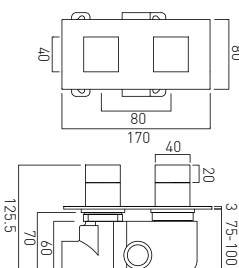


Tablet Notion  
horizontal concealed thermostatic shower valve  
includes 3/4" - 1/2" adaptors  
supplied with mortar/tile guard  
min-max wall mount 75-100mm  
optimum installation depth 87mm  
minimum operating pressure  
0.2 bar LP (shower) 1.0 bar MP (bath)



2 outlet 2 handle  
with all-flow function  
thermostatic cartridge V-704-34S  
diverter cartridge FL-802-33/2MX  
2 x 3/4" female inlets, 2 x 3/4" female outlets

chrome  
TAB-148/2-H-NOT-C/P



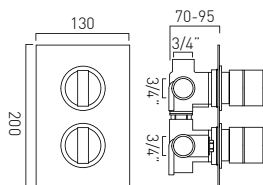
1 outlet 2 handle  
thermostatic cartridge V-704-34S  
flow cartridge FL-301-RTC  
2 x 3/4" female inlets, 1 x 3/4" female outlet

chrome  
TAB-148-H-NOT-C/P



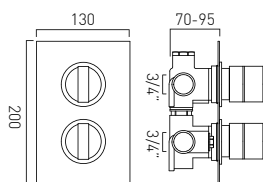


DX Notion  
concealed thermostatic shower valve  
with rectangular backplate  
includes 3/4" - 1/2" adaptors  
inc. bleed valve for system flush on installation  
min-max wall mount 70-95mm  
optimum installation depth 82mm  
minimum operating pressure  
0.2 bar LP (shower) 1.0 bar MP (bath)



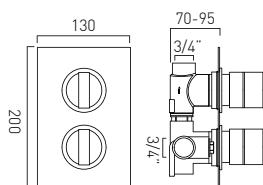
3 outlet 2 handle  
thermostatic cartridge V-704-34S  
diverter cartridge FL-804-33X/3X  
2 x 3/4" female inlets, 3 x 3/4" female outlets

chrome  
NOT-148D/3-C/P



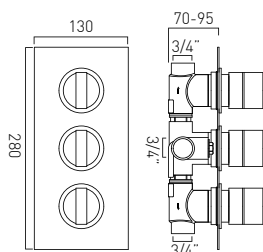
2 outlet 2 handle  
thermostatic cartridge V-704-34S  
diverter cartridge FL-804-33X/3X  
2 x 3/4" female inlets, 2 x 3/4" female outlets

chrome  
NOT-148D/2-C/P



1 outlet 2 handle  
thermostatic cartridge V-704-34S  
flow cartridge C-301-RTC  
2 x 3/4" female inlets, 1 x 3/4" female outlets

chrome  
NOT-148D-C/P



DX Notion  
2 outlet 3 handle  
concealed thermostatic shower valve  
with rectangular backplate  
thermostatic cartridge V-704-34S  
flow cartridge C-301-RTC  
2 x 3/4" female inlets  
2 x 3/4" female outlets  
includes 3/4" - 1/2" adaptors  
inc. bleed valve for system flush on installation  
min-max wall mount 70-95mm  
optimum installation depth 82mm  
minimum operating pressure  
0.2 bar LP (shower) 1.0 bar MP (bath)

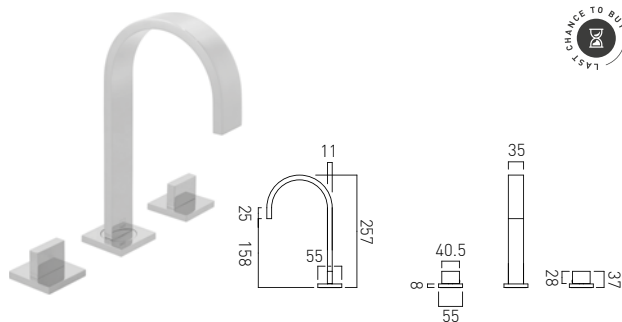
chrome  
NOT-128D/2-C/P



PLEASE SEE PAGE 171 FOR  
**SHOWERING SOLUTIONS**

PLEASE SEE PAGE 212 FOR  
**COORDINATING ACCESSORIES**



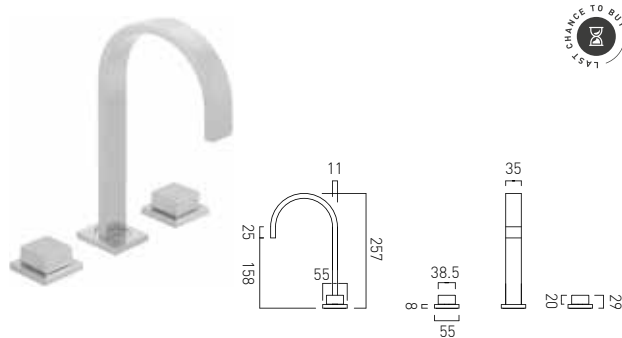


3 hole basin mixer  
deck mounted  
spout can swivel or be fixed  
without pop-up waste, with water flow aerator  
1/2" ceramic disc 1/4 turn valves  
cold ceramic cartridge C-501-RTC  
hot ceramic cartridge C-501-LTC  
2 x 1/2" x 1/2" x 600mm flexipipe connections  
1/2" male x 1/2" male x 1/2" female T connection  
spout deck mount drill hole diameter 33mm  
valve deck mount drill hole diameter 33mm  
minimum operating pressure 1.0 bar MP

chrome  
GEO-101-C/P

**H<sub>2</sub>ECO™**

5 l/m flow regulator fitted as standard

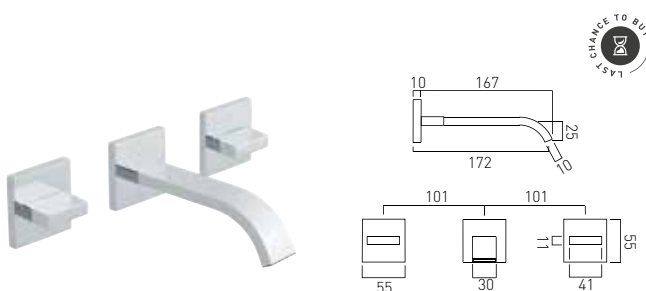


3 hole basin mixer with square handles  
deck mounted  
spout can swivel or be fixed  
without pop-up waste, with water flow aerator  
1/2" ceramic disc 1/4 turn valves  
cold ceramic cartridge C-501-RTC  
hot ceramic cartridge C-501-LTC  
2 x 1/2" x 1/2" x 600mm flexipipe connections  
1/2" male x 1/2" male x 1/2" female T connection  
spout deck mount drill hole diameter 33mm  
valve deck mount drill hole diameter 33mm  
minimum operating pressure 1.0 bar MP

chrome  
GEO-201-C/P

**H<sub>2</sub>ECO™**

5 l/m flow regulator fitted as standard

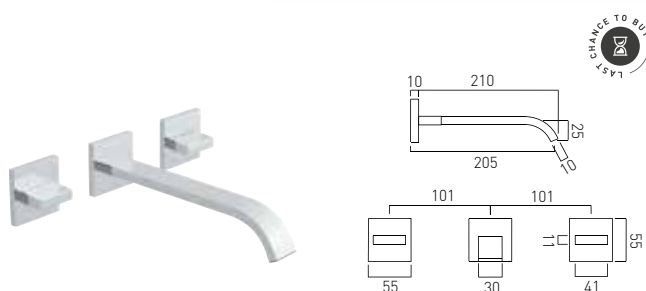


3 hole basin mixer  
wall mounted  
with water flow straightener  
cold ceramic cartridge C-503-LTC  
hot ceramic cartridge C-503-RTC  
two part cartridges ensure perfect alignment of  
handle and shroud  
2 x 1/2" male x 1/2" male x 90mm straight  
connections and 1 x 1/2" x 1/2" x 1/2" x 47mm  
female connection (T-piece)  
min-max wall mount 59-68mm  
minimum operating pressure 0.2 bar LP

chrome  
GEO-109-C/P

**H<sub>2</sub>ECO™**

FR-106/5-PLA



3 hole basin mixer with 220mm spout  
wall mounted  
with water flow straightener  
cold ceramic cartridge C-503-LTC  
hot ceramic cartridge C-503-RTC  
two part cartridges ensure perfect alignment of  
handle and shroud  
2 x 1/2" male x 1/2" male x 90mm straight  
connections and 1 x 1/2" x 1/2" x 1/2" x 47mm  
female connection (T-piece)  
min-max wall mount 59-68mm  
minimum operating pressure 0.2 bar LP

chrome  
GEO-109/220-C/P


**H<sub>2</sub>ECO™**

FR-106/5-PLA

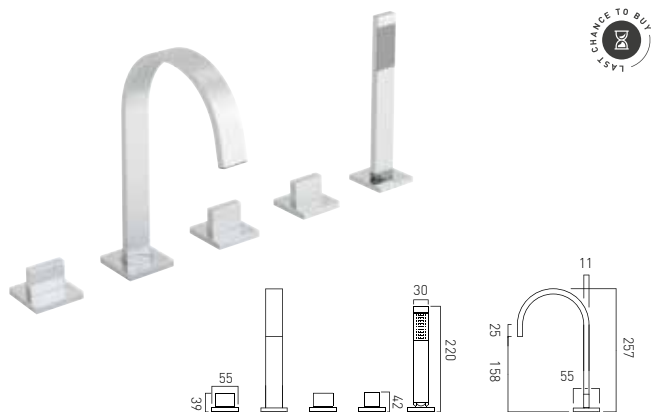


## WALL MOUNTED CARTRIDGE UPDATE

- New two-part cartridges ensure perfect alignment and positioning of handle and shroud.
- Two-part cartridge contains splined body and lock nut.
- Separating the body and lock nut allows the splined body to be rotated to the users' ideal position and locked.
- This process is not achievable with a single piece headwork.

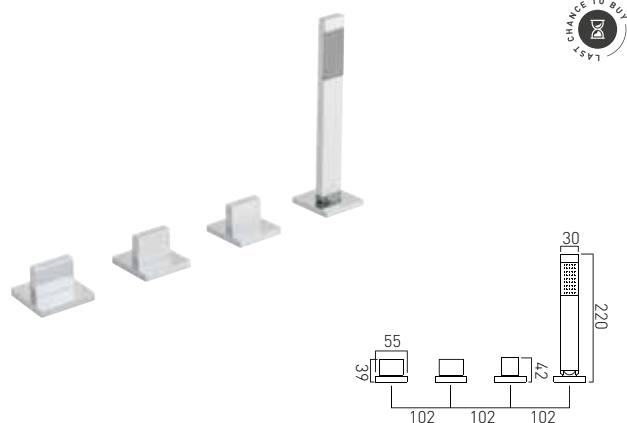






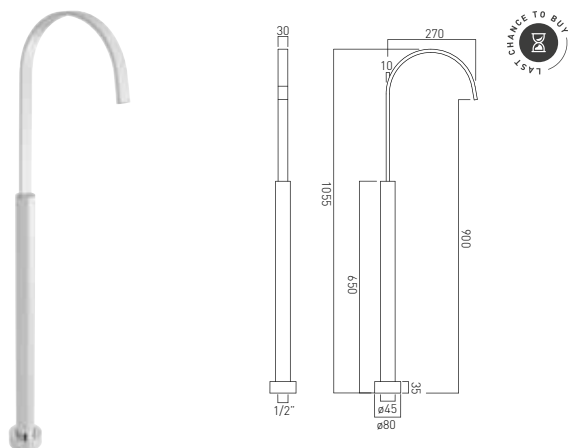
5 hole bath shower mixer  
deck mounted  
spout can swivel or be fixed  
with water flow straightener  
3/4" ceramic disc 1/4 turn valves  
cold ceramic cartridge C-302-RTC  
hot ceramic cartridge C-302-LTC  
1 x 1/2" x 3/8" x 200cm showerhose FxF  
3 x 3/4" x 3/4" x 600mm flexipipe connections  
spout deck mount drill hole diameter 28-30mm  
valve deck mount drill hole diameter 37mm  
diverter deck mount drill hole diameter 46mm  
handset deck mount drill hole diameter 30mm  
min-max bath thickness 6-38mm  
minimum operating pressure 1.5 bar MP

chrome  
GEO-135-3/4-C/P  
  
**H2ECO™**  
FR-FLEXI/8-PLA



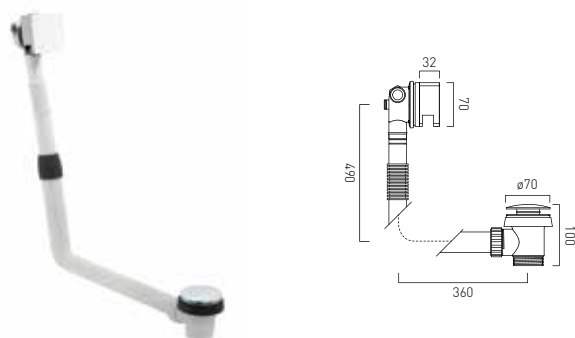
4 hole bath shower mixer  
deck mounted  
without spout  
for use with bath filler waste and overflow  
3/4" ceramic disc 1/4 turn valves  
cold ceramic cartridge C-302-RTC  
hot ceramic cartridge C-302-LTC  
1 x 1/2" x 3/8" x 200cm showerhose FxF  
2 x 600mm x 3/4" flexihoses to inlets on valve  
valve deck mount drill hole diameter 37mm  
diverter deck mount drill hole diameter 46mm  
handset deck mount drill hole diameter 30mm  
min-max bath thickness 6-38mm  
minimum operating pressure 1.5 bar MP

chrome  
GEO-135/NS-3/4-C/P  
  
**H2ECO™**  
FR-FLEXI/8-PLA



bath spout  
floor mounted  
minimum operating pressure 1.0 bar MP

chrome  
GEO-FLOOR-SPOUT-C/P



clic-clac bath filler waste and overflow  
2 x 1/2" inlets (one is blanked off)  
1.1/2" x 10mm threaded outlet connection  
min-max overflow bath thickness 1mm-21mm  
minimum operating pressure 1.0 bar MP

chrome  
WG-81389/SQ-C/P

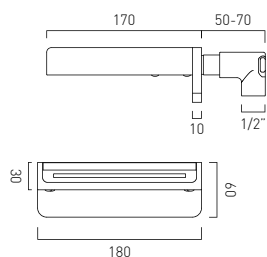


polished black  
IND-81389/SQ-PB

**INDIVIDUAL**  
by VADO



**INDIVIDUAL**  
by VADO

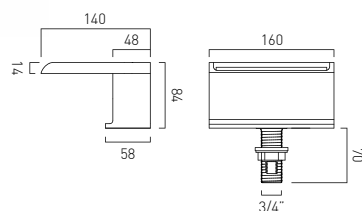


Synergie  
waterfall bath spout  
wall mounted  
20mm wall mount depth adjustment  
1/2" inlet  
minimum operating pressure 1.0 bar MP

chrome  
SYN-240/W-CP

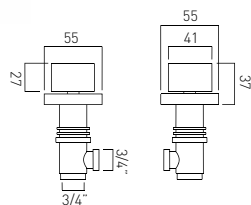


polished black  
IND-SYN240/W-PB



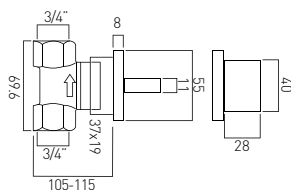
Synergie  
waterfall bath spout  
deck mounted  
3/4" inlet  
minimum operating pressure 1.5 bar MP

chrome  
SYN-240D-CP



pair of valves 3/4"  
deck mounted  
cold ceramic cartridge C-302-RTC  
hot ceramic cartridge C-302-LTC  
3/4" x 10mm thread length male inlet  
3/4" x 10mm thread length male outlet  
min-max wall mount 25mm  
deck mount drill hole diameter 33mm  
min-max bath thickness 6-25mm  
minimum operating pressure 0.2 bar LP

chrome  
GEO-142/PR-3/4-C/P



concealed stop valve 3/4"  
wall mounted  
ceramic cartridge GEO-143-VALVE/CD-3/4  
3/4" inlet  
3/4" outlet  
min-max wall mount 105-115mm  
minimum operating pressure 0.2 bar LP

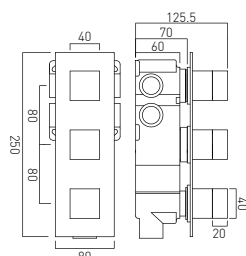
chrome  
GEO-143-3/4-C/P





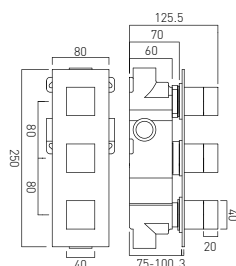
Tablet Notion  
vertical concealed thermostatic shower valve  
includes 3/4" - 1/2" adaptors  
supplied with mortar/tile guard  
min-max wall mount 75-100mm  
optimum installation depth 87mm  
minimum operating pressure  
0.2 bar LP (shower) 1.0 bar MP (bath)

15  
year guarantee



3 outlet 3 handle  
with all-flow function  
thermostatic cartridge V-704-34S  
diverter cartridge FL-802-33/2MX  
flow cartridge FL-301-RTC  
2 x 3/4" female inlets, 3 x 3/4" female outlets

chrome  
TAB-128/3-NOT-C/P



2 outlet 3 handle  
thermostatic cartridge V-704-34S  
2 x flow cartridge FL-301-RTC  
2 x 3/4" female inlets, 2 x 3/4" female outlets

chrome  
TAB-128/2-NOT-C/P



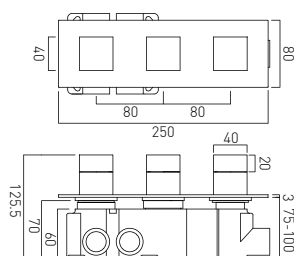
#### TABLET i O

See Page 151



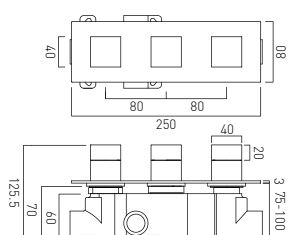
Tablet Notion  
horizontal concealed thermostatic shower valve  
includes 3/4" - 1/2" adaptors  
supplied with mortar/tile guard  
min-max wall mount 75-100mm  
optimum installation depth 87mm  
minimum operating pressure  
0.2 bar LP (shower) 1.0 bar MP (bath)

15  
year guarantee



3 outlet 3 handle  
with all-flow function  
thermostatic cartridge V-704-34S  
diverter cartridge FL-802-33/2MX  
flow cartridge FL-301-RTC  
2 x 3/4" female inlets, 3 x 3/4" female outlets

chrome  
TAB-128/3-H-NOT-C/P  
brushed black brushed nickel  
IND-T128/3-H-NOT-BLK IND-T128/3-H-NOT-BRN  
brushed gold brushed bronze  
IND-T128/3-H-NOT-BRG IND-T128/3-H-NOT-BRZ



2 outlet 3 handle  
thermostatic cartridge V-704-34S  
2 x flow cartridge FL-301-RTC  
2 x 3/4" female inlets, 2 x 3/4" female outlets

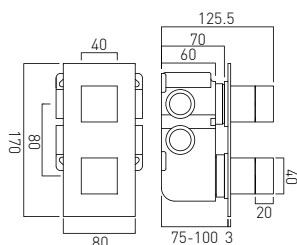
chrome  
TAB-128/2-H-NOT-C/P





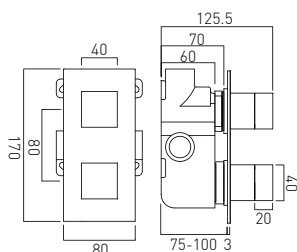
### Tablet Notion

vertical concealed thermostatic shower valve  
includes 3/4" - 1/2" adaptors  
supplied with mortar/tile guard  
min-max wall mount 75-100mm  
optimum installation depth 87mm  
minimum operating pressure  
0.2 bar LP (shower) 1.0 bar MP (bath)



2 outlet 2 handle  
with all-flow function  
thermostatic cartridge V-704-34S  
diverter cartridge FL-802-33/2MX  
2 x 3/4" female inlets, 2 x 3/4" female outlets

chrome  
TAB-148/2-NOT-C/P  
brushed black brushed nickel  
IND-T148/2-NOT-BLK IND-T148/2-NOT-BRN  
brushed gold brushed bronze  
IND-T148/2-NOT-BRG IND-T148/2-NOT-BRZ



1 outlet 2 handle  
thermostatic cartridge V-704-34S  
flow cartridge FL-301-RTC  
2 x 3/4" female inlets, 1 x 3/4" female outlet

chrome  
TAB-148-NOT-C/P  
brushed black brushed nickel  
IND-T148-NOT-BLK IND-T148-NOT-BRN  
brushed gold brushed bronze  
IND-T148-NOT-BRG IND-T148-NOT-BRZ



**INDIVIDUAL**  
by VADO

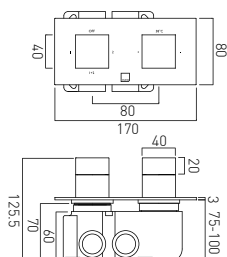
### TABLET iO

See Page 151



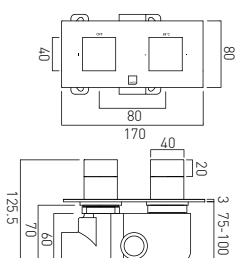
### Tablet Notion

horizontal concealed thermostatic shower valve  
includes 3/4" - 1/2" adaptors  
supplied with mortar/tile guard  
min-max wall mount 75-100mm  
optimum installation depth 87mm  
minimum operating pressure  
0.2 bar LP (shower) 1.0 bar MP (bath)



2 outlet 2 handle  
with all-flow function  
thermostatic cartridge V-704-34S  
diverter cartridge FL-802-33/2MX  
2 x 3/4" female inlets, 2 x 3/4" female outlets

chrome  
TAB-148/2-H-NOT-C/P



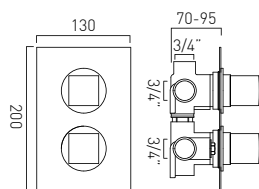
1 outlet 2 handle  
thermostatic cartridge V-704-34S  
flow cartridge FL-301-RTC  
2 x 3/4" female inlets, 1 x 3/4" female outlet

chrome  
TAB-148-H-NOT-C/P



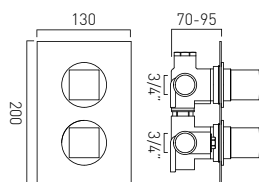


DX Mix<sup>2</sup>  
 concealed thermostatic shower valve  
 with rectangular backplate  
 includes 3/4" - 1/2" adaptors  
 inc. bleed valve for system flush on installation  
 min-max wall mount 70-95mm  
 optimum installation depth 82mm  
 minimum operating pressure  
 0.2 bar LP (shower) 1.0 bar MP (bath)



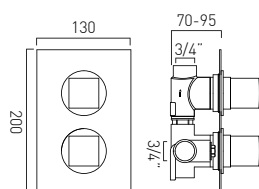
3 outlet 2 handle  
 thermostatic cartridge V-704-34S  
 diverter cartridge FL-804-33X/3X  
 2 x 3/4" female inlets, 3 x 3/4" female outlets

chrome  
 MIX-148D/3-C/P



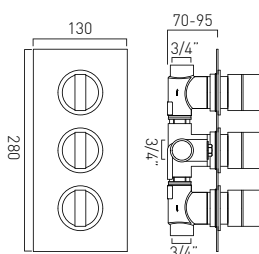
2 outlet 2 handle  
 thermostatic cartridge V-704-34S  
 diverter cartridge FL-804-33X/3X  
 2 x 3/4" female inlets, 2 x 3/4" female outlets

chrome  
 MIX-148D/2-C/P



1 outlet 2 handle  
 thermostatic cartridge V-704-34S  
 flow cartridge C-301-RTC  
 2 x 3/4" female inlets, 1 x 3/4" female outlets

chrome  
 MIX-148D-C/P



DX Mix<sup>2</sup>  
 2 outlet 3 handle  
 concealed thermostatic shower valve  
 with rectangular backplate  
 thermostatic cartridge V-704-34S  
 flow cartridge C-301-RTC  
 2 x 3/4" female inlets  
 2 x 3/4" female outlets  
 includes 3/4" - 1/2" adaptors  
 inc. bleed valve for system flush on installation  
 min-max wall mount 70-95mm  
 optimum installation depth 82mm  
 minimum operating pressure  
 0.2 bar LP (shower) 1.0 bar MP (bath)

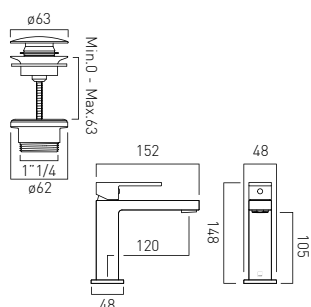
chrome  
 MIX-128D/2-C/P



PLEASE SEE PAGE **171** FOR  
**SHOWERING SOLUTIONS**

PLEASE SEE PAGE **212** FOR  
**COORDINATING ACCESSORIES**





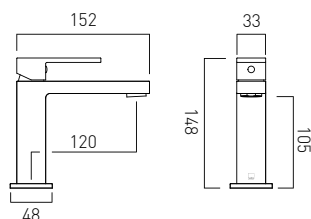
slimline mono basin mixer  
single lever, deck mounted, smooth bodied  
with universal basin waste  
with water flow aerator  
ceramic cartridge C-010-N25  
2 x 1/2" nut x 400mm flexipipe connections  
deck mount drill hole diameter 35mm  
minimum operating pressure 1.0 bar MP

chrome  
NOT-200/CC-C/P



**H2ECO™**

5 l/m flow regulator fitted as standard



slimline mono basin mixer  
single lever, deck mounted, smooth bodied  
without universal basin waste  
with water flow aerator  
ceramic cartridge C-010-N25  
2 x 1/2" nut x 400mm flexipipe connections  
deck mount drill hole diameter 35mm  
minimum operating pressure 1.0 bar MP

chrome  
NOT-200/SB-C/P



US hoses

NOT-200/SB/US-CP

**H2ECO™**

5 l/m flow regulator fitted as standard

brushed black

brushed nickel

IND-NOT200/SB-BLK

IND-NOT200/SB-BRN

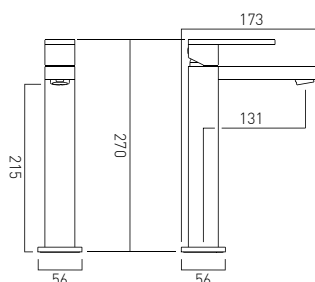
brushed gold

brushed bronze

IND-NOT200/SB-BRG

IND-NOT200/SB-BRZ

**INDIVIDUAL**  
by VADO



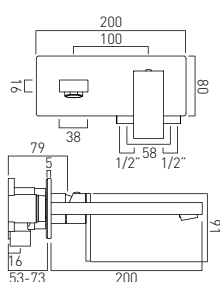
extended mono basin mixer  
single lever, deck mounted, smooth bodied  
without universal basin waste  
with water flow aerator  
ceramic cartridge CAR-K28A  
2 x 1/2" nut x 550mm flexipipe connections  
deck mount drill hole diameter 35mm  
minimum operating pressure 1.0 bar MP

chrome  
NOT-100EF/SB-C/P



**H2ECO™**

5 l/m flow regulator fitted as standard



2 hole basin mixer  
single lever, wall mounted  
with rectangular backplate  
with water flow aerator  
ceramic cartridge CAR-K35B  
2 x 1/2" inlets  
min-max wall mount 53-73mm  
minimum operating pressure 0.2 bar LP

chrome  
NOT-109FS/A-C/P



**H2ECO™**

5 l/m flow regulator fitted as standard

brushed black

brushed nickel

IND-NOT109FS/A-BLK

IND-NOT109FS/A-BRN

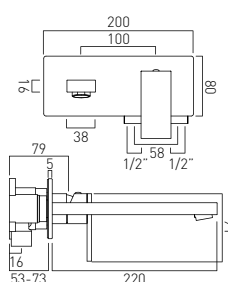
brushed gold

brushed bronze

IND-NOT109FS/A-BRG

IND-NOT109FS/A-BRZ

**INDIVIDUAL**  
by VADO



2 hole basin mixer with 220mm spout  
single lever, wall mounted  
with rectangular backplate  
with water flow aerator  
ceramic cartridge CAR-K35B  
2 x 1/2" inlets  
min-max wall mount 53-73mm  
minimum operating pressure 0.2 bar LP

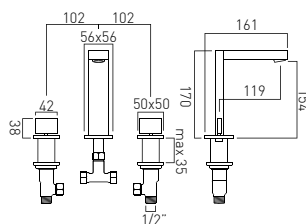
chrome  
NOT-109FS/A-220-C/P



**H2ECO™**

5 l/m flow regulator fitted as standard



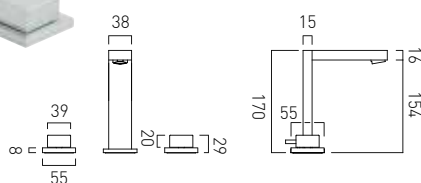


3 hole basin mixer  
with fixed spout  
deck mounted  
with optional pop-up waste  
2 x 1/2" female x 1/2" female x 600mm  
flexipipe connections  
valve deck mount drill hole diameter 34mm  
spout deck mount drill hole diameter 20mm  
cold ceramic cartridge C-501-RTC  
hot ceramic cartridge C-501-LTC  
minimum operating pressure 1.0 bar MP

chrome  
NOT-101F-C/P



**H<sub>2</sub>ECO™**  
5 l/m flow regulator fitted as standard

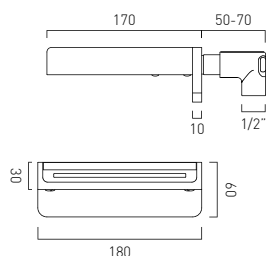


3 hole basin mixer with square handles  
with fixed spout  
deck mounted  
with optional pop-up waste  
2 x 1/2" female x 1/2" female x 600mm  
flexipipe connections  
valve deck mount drill hole diameter 34mm  
spout deck mount drill hole diameter 20mm  
cold ceramic cartridge C-501-RTC  
hot ceramic cartridge C-501-LTC  
minimum operating pressure 1.0 bar MP

chrome  
NOT-201F-C/P



**H<sub>2</sub>ECO™**  
5 l/m flow regulator fitted as standard



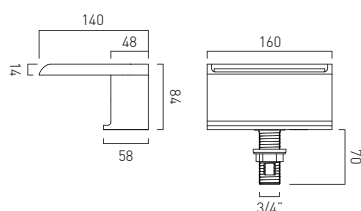
**INDIVIDUAL**  
by VADO

waterfall bath spout  
wall mounted  
20mm wall mount depth adjustment  
1/2" inlet  
minimum operating pressure 1.0 bar MP

chrome  
SYN-240/W-CP



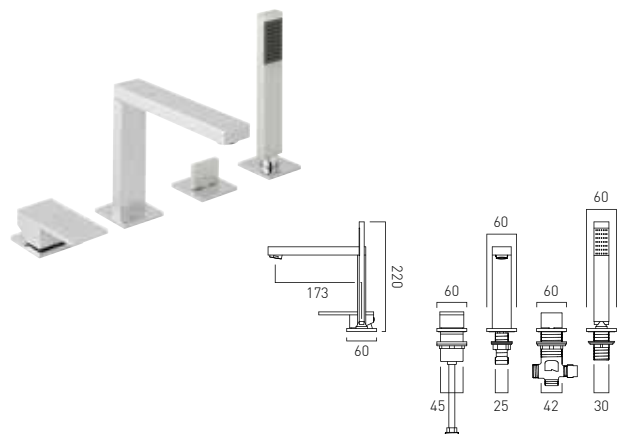
polished black  
IND-SYN240/W-PB



waterfall bath spout  
deck mounted  
3/4" inlet  
minimum operating pressure 1.5 bar MP

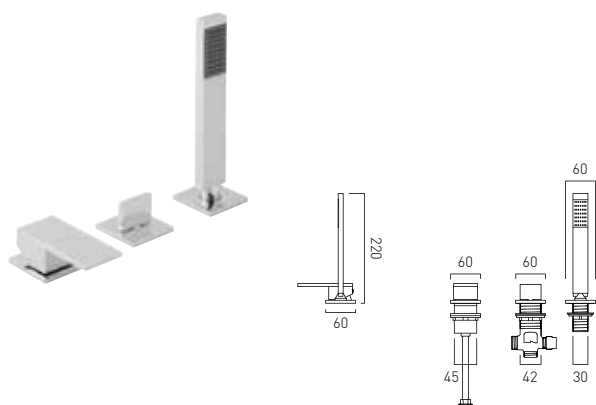
chrome  
SYN-240D-CP





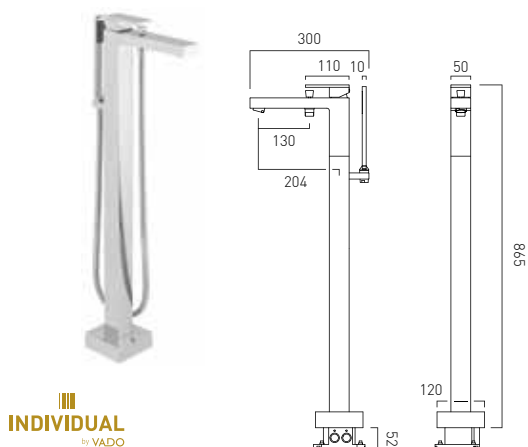
4 hole bath shower mixer  
single lever, deck mounted  
with fixed spout  
with shower kit  
with water flow aerator  
diverter cartridge F-803-33/2X  
ceramic cartridge CAR-KN40  
2 x 3/4" x 3/4" 600mm flexipipe connectors  
1 x 2m shower hose  
2 x 400 1/2" female flexipipe connectors to valve  
valve deck mount drill hole 46mm  
spout deck mount drill hole 28mm  
diverter deck mount drill hole 44mm  
handset deck mount drill hole 32mm  
minimum operating pressure 3.0 bar HP

chrome  
NOT-232-CP  
  
**H2ECO™**  
FR-FLEXI/8-PLA



3 hole bath shower mixer without spout  
single lever, deck mounted  
with shower kit  
for use with bath filler waste and overflow  
diverter cartridge F-803-33/2X  
ceramic cartridge CAR-KN40  
1 x 3/4" x 3/4" 600mm flexipipe connectors  
2 x 400 1/2" female flexipipe connectors to valve  
valve deck mount drill hole 46mm  
diverter deck mount drill hole 44mm  
handset deck mount drill hole 32mm  
minimum operating pressure 3.0 bar HP

chrome  
NOT-232NS-CP  
  
**H2ECO™**  
FR-FLEXI/8-PLA



**INDIVIDUAL**  
by VADO

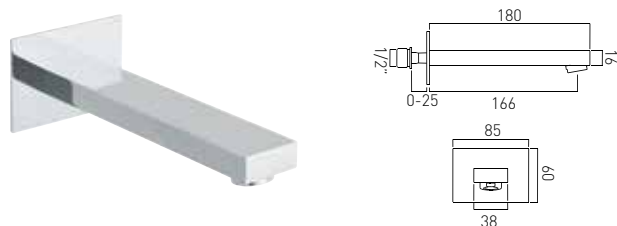
bath shower mixer  
single lever, floor mounted  
with water flow straightener  
with Instinct single function shower kit  
ceramic cartridge C-011-N40  
2 x 1/2" female threaded connections  
minimum operating pressure 1.0 bar MP

chrome  
NOT-233-CP  
  
**H2ECO™**  
FR-FLEXI/8-PLA



brushed black  
IND-NOT233-BLK  
brushed gold  
IND-NOT233-BRG

brushed nickel  
IND-NOT233-BRN  
brushed bronze  
IND-NOT233-BRZ



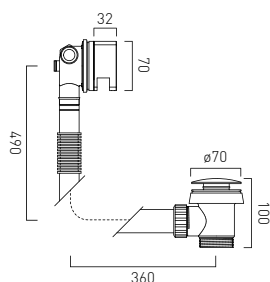
bath spout  
wall mounted  
1/2" inlet  
min-max wall mount 0-25mm  
minimum operating pressure 1.0 bar MP

chrome  
NOT-140A-CP





**INDIVIDUAL**  
by VADO

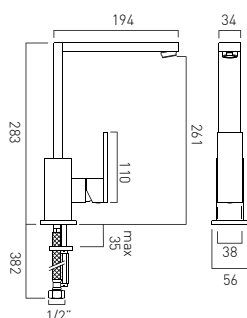


clic-clac bath filler waste and overflow  
2 x 1/2" inlets (one is blanked off)  
1.1/2" x 10mm threaded outlet connection  
min-max overflow bath thickness 1mm-21mm  
minimum operating pressure 1.0 bar MP

chrome  
WG-81389/SQ-C/P



polished black  
IND-81389/SQ-PB



mono sink mixer  
single lever, deck mounted  
spout can swivel or be fixed  
ceramic cartridge CAR-K28A  
deck mount drill hole diameter 34mm  
minimum operating pressure 1.0 bar MP

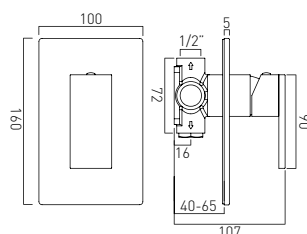
chrome  
NOT-150S-C/P



**H<sub>2</sub>ECO™**  
FR-100/8-PLA



**INDIVIDUAL**  
by VADO



concealed 1 outlet shower valve  
single lever, wall mounted  
with rectangular backplate  
ceramic cartridge CAR-K35A  
2 x 1/2" female inlets  
2 x 1/2" female outlets (one is blanked off)  
min-max wall mount 40-65mm  
minimum operating pressure  
0.2 bar LP (shower) 1.5 bar MP (bath)

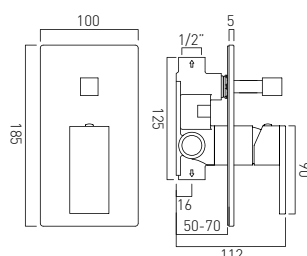
chrome  
NOT-145A-C/P



brushed black	brushed nickel
IND-NOT145A-BLK	IND-NOT145A-BRN
brushed gold	brushed bronze
IND-NOT145A-BRG	IND-NOT145A-BRZ



**INDIVIDUAL**  
by VADO



concealed 2 outlet shower valve with diverter  
single lever, wall mounted  
with rectangular backplate  
ceramic cartridge CAR-K35A  
2 x 1/2" female inlets  
2 x 1/2" female outlets  
min-max wall mount 50-70mm  
minimum operating pressure  
0.2 bar LP (shower) 1.5 bar MP (bath)

chrome  
NOT-147A-C/P

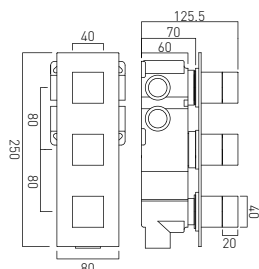


brushed black	brushed nickel
IND-NOT147A-BLK	IND-NOT147A-BRN
brushed gold	brushed bronze
IND-NOT147A-BRG	IND-NOT147A-BRZ



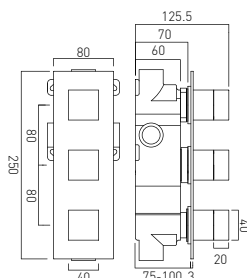


Tablet Notion  
vertical concealed thermostatic shower valve  
includes 3/4" - 1/2" adaptors  
supplied with mortar/tile guard  
min-max wall mount 75-100mm  
optimum installation depth 87mm  
minimum operating pressure  
0.2 bar LP (shower) 1.0 bar MP (bath)



3 outlet 3 handle  
with all-flow function  
thermostatic cartridge V-704-34S  
diverter cartridge FL-802-33/2MX  
flow cartridge FL-301-RTC  
2 x 3/4" female inlets, 3 x 3/4" female outlets

chrome  
TAB-128/3-NOT-C/P



2 outlet 3 handle  
thermostatic cartridge V-704-34S  
2 x flow cartridge FL-301-RTC  
2 x 3/4" female inlets, 2 x 3/4" female outlets

chrome  
TAB-128/2-NOT-C/P

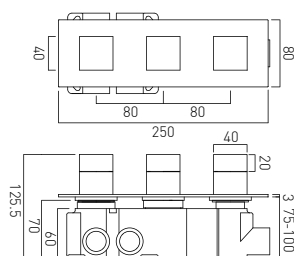


#### TABLET i O

See Page 151

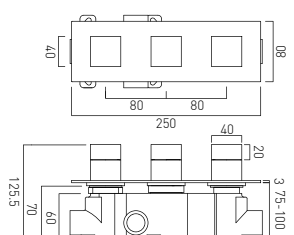


Tablet Notion  
horizontal concealed thermostatic shower valve  
includes 3/4" - 1/2" adaptors  
supplied with mortar/tile guard  
min-max wall mount 75-100mm  
optimum installation depth 87mm  
minimum operating pressure  
0.2 bar LP (shower) 1.0 bar MP (bath)



3 outlet 3 handle  
with all-flow function  
thermostatic cartridge V-704-34S  
diverter cartridge FL-802-33/2MX  
flow cartridge FL-301-RTC  
2 x 3/4" female inlets, 3 x 3/4" female outlets

chrome  
TAB-128/3-H-NOT-C/P  
brushed black brushed nickel  
IND-T128/3-H-NOT-BLK IND-T128/3-H-NOT-BRN  
brushed gold brushed bronze  
IND-T128/3-H-NOT-BRG IND-T128/3-H-NOT-BRZ



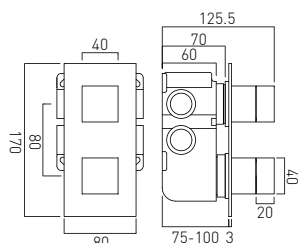
2 outlet 3 handle  
thermostatic cartridge V-704-34S  
2 x flow cartridge FL-301-RTC  
2 x 3/4" female inlets, 2 x 3/4" female outlets

chrome  
TAB-128/2-H-NOT-C/P



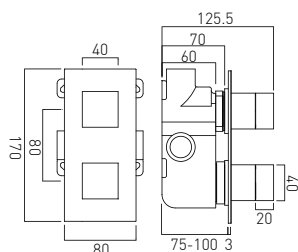


Tablet Notion  
vertical concealed thermostatic shower valve  
includes 3/4" - 1/2" adaptors  
supplied with mortar/tile guard  
min-max wall mount 75-100mm  
optimum installation depth 87mm  
minimum operating pressure  
0.2 bar LP (shower) 1.0 bar MP (bath)



2 outlet 2 handle  
with all-flow function  
thermostatic cartridge V-704-34S  
diverter cartridge FL-802-33/2MX  
2 x 3/4" female inlets, 2 x 3/4" female outlets

chrome  
TAB-148/2-NOT-C/P  
brushed black brushed nickel  
IND-T148/2-NOT-BLK IND-T148/2-NOT-BRN  
brushed gold brushed bronze  
IND-T148/2-NOT-BRG IND-T148/2-NOT-BRZ



1 outlet 2 handle  
thermostatic cartridge V-704-34S  
flow cartridge FL-301-RTC  
2 x 3/4" female inlets, 1 x 3/4" female outlet

chrome  
TAB-148-NOT-C/P  
brushed black brushed nickel  
IND-T148-NOT-BLK IND-T148-NOT-BRN  
brushed gold brushed bronze  
IND-T148-NOT-BRG IND-T148-NOT-BRZ



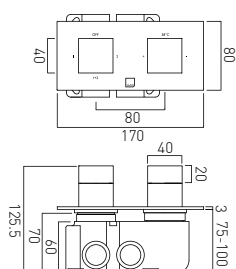
INDIVIDUAL  
by VADO

## TABLET iO

See Page 151

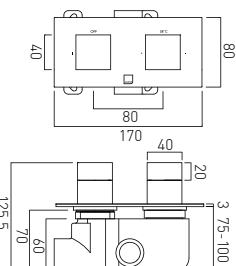


Tablet Notion  
horizontal concealed thermostatic shower valve  
includes 3/4" - 1/2" adaptors  
supplied with mortar/tile guard  
min-max wall mount 75-100mm  
optimum installation depth 87mm  
minimum operating pressure  
0.2 bar LP (shower) 1.0 bar MP (bath)



2 outlet 2 handle  
with all-flow function  
thermostatic cartridge V-704-34S  
diverter cartridge FL-802-33/2MX  
2 x 3/4" female inlets, 2 x 3/4" female outlets

chrome  
TAB-148/2-H-NOT-C/P



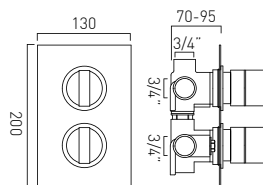
1 outlet 2 handle  
thermostatic cartridge V-704-34S  
flow cartridge FL-301-RTC  
2 x 3/4" female inlets, 1 x 3/4" female outlet

chrome  
TAB-148-H-NOT-C/P



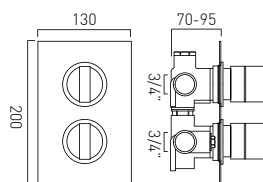


DX Notion  
concealed thermostatic shower valve  
with rectangular backplate  
includes 3/4" - 1/2" adaptors  
inc. bleed valve for system flush on installation  
min-max wall mount 70-95mm  
optimum installation depth 82mm  
minimum operating pressure  
0.2 bar LP (shower) 1.0 bar MP (bath)



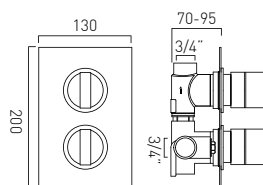
3 outlet 2 handle  
thermostatic cartridge V-704-34S  
diverter cartridge FL-804-33X/3X  
2 x 3/4" female inlets, 3 x 3/4" female outlets

chrome  
NOT-148D/3-C/P



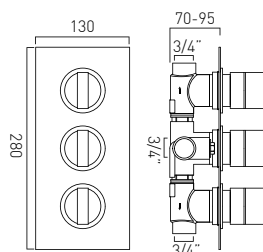
2 outlet 2 handle  
thermostatic cartridge V-704-34S  
diverter cartridge FL-804-33X/3X  
2 x 3/4" female inlets, 2 x 3/4" female outlets

chrome  
NOT-148D/2-C/P



1 outlet 2 handle  
thermostatic cartridge V-704-34S  
flow cartridge C-301-RTC  
2 x 3/4" female inlets, 1 x 3/4" female outlets

chrome  
NOT-148D-C/P



DX Notion  
2 outlet 3 handle  
concealed thermostatic shower valve  
with rectangular backplate  
thermostatic cartridge V-704-34S  
flow cartridge C-301-RTC  
2 x 3/4" female inlets  
2 x 3/4" female outlets  
includes 3/4" - 1/2" adaptors  
inc. bleed valve for system flush on installation  
min-max wall mount 70-95mm  
optimum installation depth 82mm  
minimum operating pressure  
0.2 bar LP (shower) 1.0 bar MP (bath)

chrome  
NOT-128D/2-C/P

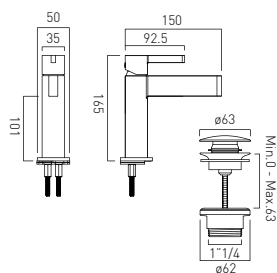


PLEASE SEE PAGE **171** FOR  
**SHOWERING SOLUTIONS**

PLEASE SEE PAGE **222** FOR  
**COORDINATING ACCESSORIES**







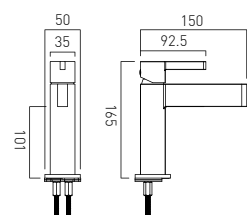
mono basin mixer  
single lever, deck mounted, smooth bodied  
with universal basin waste  
ceramic cartridge C-010-N25  
2 x 1/2" nut x 400mm flexipipe connection  
deck mount drill hole diameter 35mm  
minimum operating pressure 1.0 bar MP

chrome  
EDI-100/CC-C/P



**H2ECO™**

5 l/m flow regulator fitted as standard



mono basin mixer  
single lever, deck mounted, smooth bodied  
without universal basin waste  
ceramic cartridge C-010-N25  
2 x 1/2" nut x 400mm flexipipe connection  
deck mount drill hole diameter 35mm  
minimum operating pressure 1.0 bar MP

chrome  
EDI-100/SB-C/P



US hoses

EDI-100/SB/US-CP

**H2ECO™**

5 l/m flow regulator fitted as standard

brushed black

brushed nickel

IND-EDI100/SB-BLK

IND-EDI100/SB-BRN

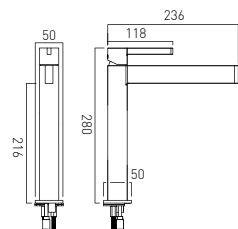
brushed gold

brushed bronze

IND-EDI100/SB-BRG

IND-EDI100/SB-BRZ

**INDIVIDUAL**  
by VADO



extended mono basin mixer  
single lever, deck mounted, smooth bodied  
without universal basin waste  
ceramic cartridge C-010-N25  
2 x 1/2" nut x 400mm flexipipe connection  
deck mount drill hole diameter 35mm  
minimum operating pressure 1.0 bar MP

chrome  
EDI-100E/SB-C/P



**H2ECO™**

5 l/m flow regulator fitted as standard

brushed black

brushed nickel

IND-EDI100E/SB-BLK

IND-EDI100E/SB-BRN

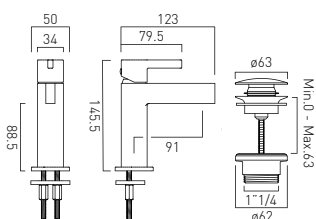
brushed gold

brushed bronze

IND-EDI100E/SB-BRG

IND-EDI100E/SB-BRZ

**INDIVIDUAL**  
by VADO



mini mono basin mixer  
single lever, deck mounted, smooth bodied  
with universal basin waste  
ceramic cartridge C-010-N25  
2 x 1/2" nut x 400mm flexipipe connection  
deck mount drill hole diameter 35mm  
minimum operating pressure 1.0 bar MP

chrome  
EDI-100M/CC-CP

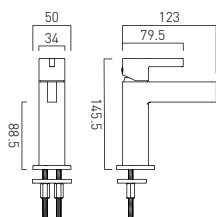


**H2ECO™**

6 l/m flow regulator fitted as standard



**INDIVIDUAL**  
by VADO



mini mono basin mixer  
single lever, deck mounted, smooth bodied  
without universal basin waste  
ceramic cartridge C-010-N25  
2 x 1/2" nut x 400mm flexipipe connection  
deck mount drill hole diameter 35mm  
minimum operating pressure 1.0 bar MP

chrome  
EDI-100M/SB-CP



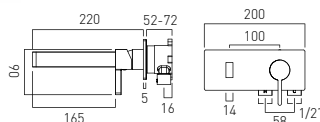
**H<sub>2</sub>ECO™**

6 l/m flow regulator fitted as standard

brushed black	brushed nickel
IND-EDI100M/SB-BLK	IND-EDI100M/SB-BRN
brushed gold	brushed bronze
IND-EDI100M/SB-BRG	IND-EDI100M/SB-BRZ



**INDIVIDUAL**  
by VADO



basin mixer  
single lever, wall mounted  
with rectangular back plate  
ceramic cartridge CAR-K35B  
2 x 1/2" inlets  
min-max wall mount 52-72mm  
minimum operating pressure 1.0 bar MP

chrome  
EDI-109S/A-C/P



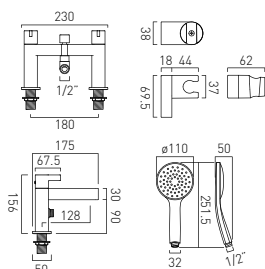
**H<sub>2</sub>ECO™**

5 l/m flow regulator fitted as standard

brushed black	brushed nickel
IND-EDI109S/A-BLK	IND-EDI109S/A-BRN
brushed gold	brushed bronze
IND-EDI109S/A-BRG	IND-EDI109S/A-BRZ



**INDIVIDUAL**  
by VADO



2 hole bath shower mixer  
deck mounted  
with Atmosphere single function air-injection  
shower kit  
cold ceramic cartridge C-302-RTC  
hot ceramic cartridge C-302-LTC  
2 x 3/4" nut x 55mm male threaded connections  
deck mount drill hole diameter 2 x 28-30mm  
minimum operating pressure 1.0 bar MP

chrome  
EDI-130+K-CP  
**H<sub>2</sub>ECO™**  
FR-SHOWER/9-C/P

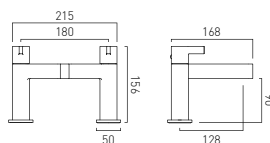


brushed black	brushed nickel
IND-EDI130+K-BLK	IND-EDI130+K-BRN
brushed gold	brushed bronze
IND-EDI130+K-BRG	IND-EDI130+K-BRZ

**NEW**



**INDIVIDUAL**  
by VADO

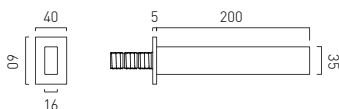


2 hole bath filler  
deck mounted  
cold ceramic cartridge C-302-RTC  
hot ceramic cartridge C-302-LTC  
2 x 3/4" 48mm fitted tails  
deck mount drill hole diameter 2 x 28-30mm  
minimum operating pressure 0.2 bar LP

chrome  
EDI-137-CP



brushed black	brushed nickel
IND-EDI137-BLK	IND-EDI137-BRN
brushed gold	brushed bronze
IND-EDI137-BRG	IND-EDI137-BRZ



bath spout  
wall mounted  
1/2" inlet  
minimum operating pressure 0.2 bar LP

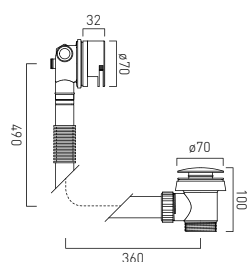
chrome  
EDI-140-C/P



brushed black  
IND-EDI140-BLK  
brushed gold  
IND-EDI140-BRG

brushed nickel  
IND-EDI140-BRN  
brushed bronze  
IND-EDI140-BRZ

**INDIVIDUAL**  
by VADO



clic-clac bath filler waste and overflow  
2 x 1/2" inlets (one is blanked off)  
1.1/2" x 10mm threaded outlet connection  
min-max overflow bath thickness 1mm-21mm  
minimum operating pressure 1.0 bar MP

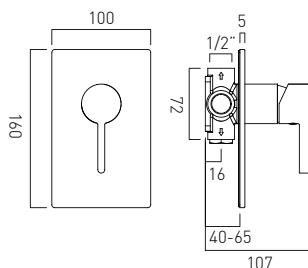
chrome  
WG-81389-C/P



brushed black  
IND-81389/RO-BLK  
brushed gold  
IND-81389/RO-BRG

brushed nickel  
IND-81389/RO-BRN  
brushed bronze  
IND-81389/RO-BRZ

**INDIVIDUAL**  
by VADO



concealed 1 outlet shower valve  
single lever, wall mounted  
with rectangular backplate  
ceramic cartridge CAR-K35A  
2 x 1/2" female inlets  
2 x 1/2" female outlets (one is blanked off)  
min-max wall mount 40-65mm  
minimum operating pressure  
0.2 bar LP (shower) 1.5 bar MP (bath)

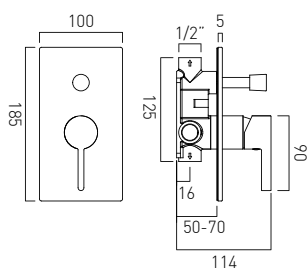

chrome  
EDI-145A-C/P



brushed black  
IND-EDI145A-BLK  
brushed gold  
IND-EDI145A-BRG

brushed nickel  
IND-EDI145A-BRN  
brushed bronze  
IND-EDI145A-BRZ

**INDIVIDUAL**  
by VADO



concealed 2 outlet shower valve with diverter  
single lever, wall mounted  
with rectangular backplate  
ceramic cartridge CAR-K35A  
2 x 1/2" female inlets  
2 x 1/2" female outlets  
min-max wall mount 50-70mm  
minimum operating pressure  
0.2 bar LP (shower) 1.5 bar MP (bath)

chrome  
EDI-147A-C/P



brushed black  
IND-EDI147A-BLK  
brushed gold  
IND-EDI147A-BRG

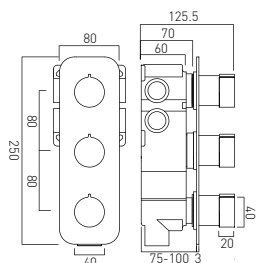
brushed nickel  
IND-EDI147A-BRN  
brushed bronze  
IND-EDI147A-BRZ

**INDIVIDUAL**  
by VADO



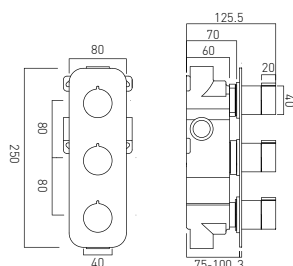


Tablet Altitude  
vertical concealed thermostatic shower valve  
includes 3/4" - 1/2" adaptors  
supplied with mortar/tile guard  
min-max wall mount 75-100mm  
optimum installation depth 87mm  
minimum operating pressure  
0.2 bar LP (shower) 1.0 bar MP (bath)



3 outlet 3 handle  
with all-flow function  
thermostatic cartridge V-704-34S  
diverter cartridge FL-802-33/2MX  
flow cartridge FL-301-RTC  
2 x 3/4" female inlets, 3 x 3/4" female outlets

chrome  
TAB-128/3-ALT-C/P



2 outlet 3 handle  
thermostatic cartridge V-704-34S  
2 x flow cartridge FL-301-RTC  
2 x 3/4" female inlets, 2 x 3/4" female outlets

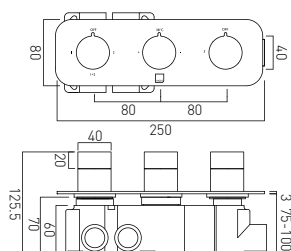
chrome  
TAB-128/2-ALT-C/P



#### TABLET iO

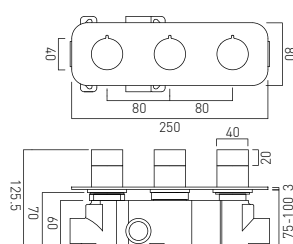
See Page 151

Tablet Altitude  
horizontal concealed thermostatic shower valve  
includes 3/4" - 1/2" adaptors  
supplied with mortar/tile guard  
min-max wall mount 75-100mm  
optimum installation depth 87mm  
minimum operating pressure  
0.2 bar LP (shower) 1.0 bar MP (bath)



3 outlet 3 handle  
with all-flow function  
thermostatic cartridge V-704-34S  
diverter cartridge FL-802-33/2MX  
flow cartridge FL-301-RTC  
2 x 3/4" female inlets, 3 x 3/4" female outlets

chrome  
TAB-128/3-H-ALT-C/P  
brushed black brushed nickel  
IND-T128/3-H-ALT-BLK IND-T128/3-H-ALT-BRN  
brushed gold brushed bronze  
IND-T128/3-H-ALT-BRG IND-T128/3-H-ALT-BRZ



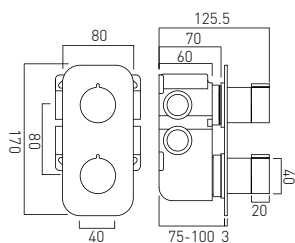
2 outlet 3 handle  
thermostatic cartridge V-704-34S  
2 x flow cartridge FL-301-RTC  
2 x 3/4" female inlets, 2 x 3/4" female outlets

chrome  
TAB-128/2-H-ALT-C/P



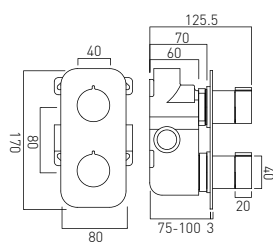


Tablet Altitude  
vertical concealed thermostatic shower valve  
includes 3/4" - 1/2" adaptors  
supplied with mortar/tile guard  
min-max wall mount 75-100mm  
optimum installation depth 87mm  
minimum operating pressure  
0.2 bar LP (shower) 1.0 bar MP (bath)



2 outlet 2 handle  
with all-flow function  
thermostatic cartridge V-704-34S  
diverter cartridge FL-802-33/2MX  
2 x 3/4" female inlets, 2 x 3/4" female outlets

chrome  
TAB-148/2-ALT-C/P  
brushed black brushed nickel  
IND-T148/2-ALT-BLK IND-T148/2-ALT-BRN  
brushed gold brushed bronze  
IND-T148/2-ALT-BRG IND-T148/2-ALT-BRZ



1 outlet 2 handle  
thermostatic cartridge V-704-34S  
flow cartridge FL-301-RTC  
2 x 3/4" female inlets, 1 x 3/4" female outlet

chrome  
TAB-148-ALT-C/P  
brushed black brushed nickel  
IND-T148-ALT-BLK IND-T148-ALT-BRN  
brushed gold brushed bronze  
IND-T148-ALT-BRG IND-T148-ALT-BRZ

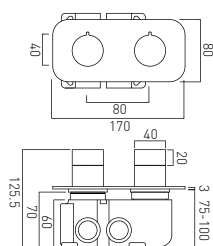


INDIVIDUAL  
by VADO

#### TABLET iO See Page 151

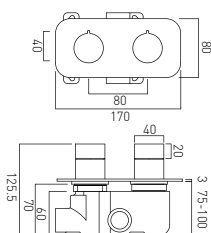


Tablet Altitude  
horizontal concealed thermostatic shower valve  
includes 3/4" - 1/2" adaptors  
supplied with mortar/tile guard  
min-max wall mount 75-100mm  
optimum installation depth 87mm  
minimum operating pressure  
0.2 bar LP (shower) 1.0 bar MP (bath)



2 outlet 2 handle  
with all-flow function  
thermostatic cartridge V-704-34S  
diverter cartridge FL-802-33/2MX  
2 x 3/4" female inlets, 2 x 3/4" female outlets

chrome  
TAB-148/2-H-ALT-C/P  
brushed black brushed nickel  
IND-T148/2-H-ALT-BLK IND-T148/2-H-ALT-BRN  
brushed gold brushed bronze  
IND-T148/2-H-ALT-BRG IND-T148/2-H-ALT-BRZ



1 outlet 2 handle  
thermostatic cartridge V-704-34S  
flow cartridge FL-301-RTC  
2 x 3/4" female inlets, 1 x 3/4" female outlet

chrome  
TAB-148-H-ALT-C/P

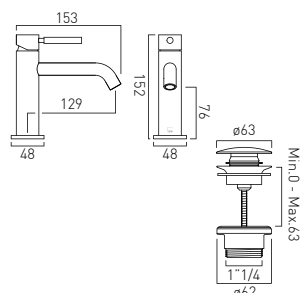


INDIVIDUAL  
by VADO

PLEASE SEE PAGE 171 FOR  
**SHOWERING SOLUTIONS**

PLEASE SEE PAGE 199 FOR  
**COORDINATING ACCESSORIES**





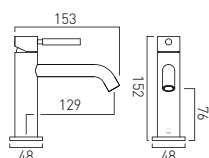
slimline mono basin mixer  
single lever, deck mounted, smooth bodied  
with universal basin waste  
with water flow aerator  
ceramic cartridge C-010-N25  
2 x 1/2" nut x 400mm flexipipe connections  
deck mount drill hole diameter 35mm  
minimum operating pressure 1.0 bar MP

chrome  
ORI-200/CC-C/P



**H<sub>2</sub>ECO™**

5 l/m flow regulator fitted as standard



slimline mono basin mixer  
single lever, deck mounted, smooth bodied  
without universal basin waste  
with water flow aerator  
ceramic cartridge C-010-N25  
2 x 1/2" nut x 400mm flexipipe connections  
deck mount drill hole diameter 35mm  
minimum operating pressure 1.0 bar MP

chrome  
ORI-200/SB-C/P  
US hoses  
ORI-200/SB/US-CP

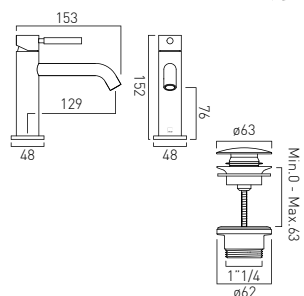


**H<sub>2</sub>ECO™**

5 l/m flow regulator fitted as standard

brushed black	brushed nickel
IND-ORI200/SB-BLK	IND-ORI200/SB-BRN
brushed gold	brushed bronze
IND-ORI200/SB-BRG	IND-ORI200/SB-BRZ

**INDIVIDUAL**  
by VADO



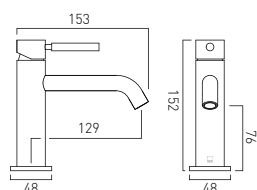
slimline Knurled Accents mono basin mixer  
single lever  
deck mounted  
smooth bodied  
with universal basin waste  
with water flow aerator  
ceramic cartridge C-010-N25  
2 x 1/2" nut x 400mm flexipipe connections  
deck mount drill hole diameter 35mm  
minimum operating pressure 1.0 bar MP

chrome  
ORI-200/CC-CPK



**H<sub>2</sub>ECO™**

5 l/m flow regulator fitted as standard



slimline Knurled Accents mono basin mixer  
single lever  
deck mounted  
smooth bodied  
without universal basin waste  
with water flow aerator  
ceramic cartridge C-010-N25  
2 x 1/2" nut x 400mm flexipipe connections  
deck mount drill hole diameter 35mm  
minimum operating pressure 1.0 bar MP

chrome  
ORI-200/SB-CPK



**H<sub>2</sub>ECO™**

5 l/m flow regulator fitted as standard

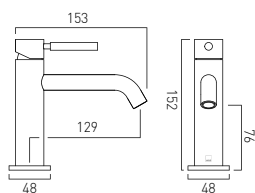
brushed black	brushed nickel
IND-ORI200/SB-BLKK	IND-ORI200/SB-BRNNK
brushed gold	brushed bronze
IND-ORI200/SB-BRGK	IND-ORI200/SB-BRZK

**INDIVIDUAL**  
by VADO





**INDIVIDUAL**  
by VADO

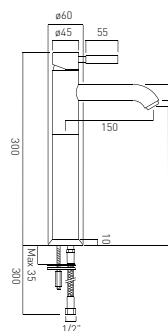


Knurled X Fusion slimline mono basin mixer  
single lever  
deck mounted  
smooth bodied  
without universal basin waste  
with water flow aerator  
ceramic cartridge C-010-N25  
2 x 1/2" 400mm flexipipe connections  
deck mount drill hole diameter 35mm  
minimum operating pressure 1.0 bar MP

knurled black / gold  
IND-ORI200/SB-XBGK  
knurled gold / black  
IND-ORI200/SB-XGBK  
knurled black / nickel  
IND-ORI200/SB-XBNK  
knurled nickel / black  
IND-ORI200/SB-XNBK  
knurled black / bronze  
IND-ORI200/SB-XBZK  
knurled bronze / black  
IND-ORI200/SB-XZBK

**H<sub>2</sub>ECO™**

5 l/m flow regulator fitted as standard



extended mono basin mixer  
single lever, deck mounted, smooth bodied  
without universal basin waste  
with water flow aerator  
ceramic cartridge CAR-K35A  
2 x 1/2" nut x 550mm flexipipe connections  
deck mount drill hole diameter 35mm  
minimum operating pressure 0.2 bar LP

chrome  
ORI-100EF/SB-C/P

US hoses

ORI-100EF/SB-US-C/P

**H<sub>2</sub>ECO™**

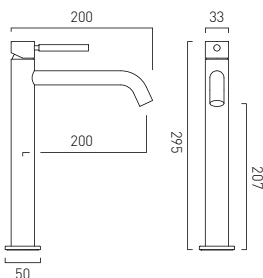
5 l/m flow regulator fitted as standard



**NEW**



**INDIVIDUAL**  
by VADO



slimline extended mono basin mixer  
single lever  
deck mounted  
smooth bodied  
without universal basin waste  
with water flow aerator  
ceramic cartridge C-010-N25  
2 x 1/2" 400mm flexipipe connections  
deck mount drill hole diameter 35mm  
minimum operating pressure 1.0 bar MP

chrome  
ORI-200E/SB-CP

**H<sub>2</sub>ECO™**

5 l/m flow regulator fitted as standard

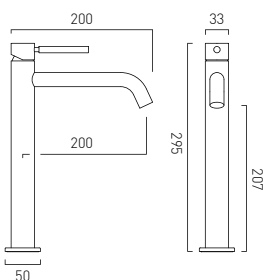


brushed black      brushed nickel  
IND-ORI200E/SB-BLK    IND-ORI200E/SB-BRN  
brushed gold      brushed bronze  
IND-ORI200E/SB-BRG    IND-ORI200E/SB-BRZ

**NEW**



**INDIVIDUAL**  
by VADO



slimline Knurled Accents  
extended mono basin mixer  
single lever  
deck mounted  
smooth bodied  
without universal basin waste  
with water flow aerator  
ceramic cartridge C-010-N25  
2 x 1/2" 400mm flexipipe connections  
deck mount drill hole diameter 35mm  
minimum operating pressure 1.0 bar MP

chrome  
ORI-200E/SB-CPK

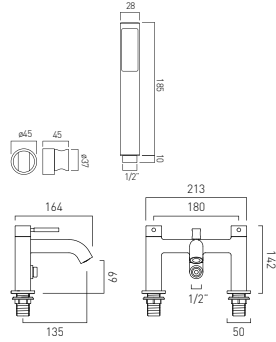
**H<sub>2</sub>ECO™**

5 l/m flow regulator fitted as standard



brushed black      brushed nickel  
IND-ORI200E/SB-BLK    IND-ORI200E/SB-BRNK  
brushed gold      brushed bronze  
IND-ORI200E/SB-BRGK    IND-ORI200E/SB-BRZK

NEW

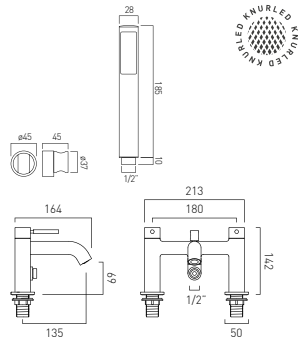


slimline 2 hole bath shower mixer  
deck mounted  
with Zoo single function shower kit  
includes 150cm smooth hose  
cold ceramic cartridge C-302-RTC  
hot ceramic cartridge C-302-LTC  
2 x 3/4" 48mm fitted tails  
deck mount drill hole diameter 2 x 28-30mm  
minimum operating pressure 1.0 bar MP

chrome  
ORI-230+K-CP



NEW

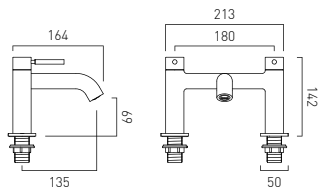


slimline Knurled Accents 2 hole bath shower mixer  
deck mounted  
with Zoo single function shower kit  
includes 150cm smooth hose  
cold ceramic cartridge C-302-RTC  
hot ceramic cartridge C-302-LTC  
2 x 3/4" 48mm fitted tails  
deck mount drill hole diameter 2 x 28-30mm  
minimum operating pressure 1.0 bar MP

chrome  
ORI-230+K-CPK



NEW



slimline 2 hole bath filler  
deck mounted  
cold ceramic cartridge C-302-RTC  
hot ceramic cartridge C-302-LTC  
2 x 3/4" 48mm fitted tails  
deck mount drill hole diameter 2 x 28-30mm  
minimum operating pressure 0.2 bar LP

chrome  
ORI-237-CP

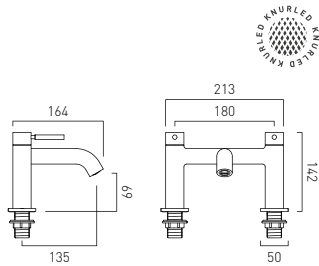


**INDIVIDUAL**  
by VADO

brushed black  
IND-ORI237-BLK  
brushed gold  
IND-ORI237-BRG

brushed nickel  
IND-ORI237-BRN  
brushed bronze  
IND-ORI237-BRZ

NEW



slimline Knurled Accents 2 hole bath filler  
deck mounted  
cold ceramic cartridge C-302-RTC  
hot ceramic cartridge C-302-LTC  
2 x 3/4" 48mm fitted tails  
deck mount drill hole diameter 2 x 28-30mm  
minimum operating pressure 0.2 bar LP

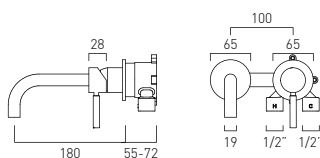
chrome  
ORI-237-CPK



**INDIVIDUAL**  
by VADO

brushed black  
IND-ORI237-BLK  
brushed gold  
IND-ORI237-BRG

brushed nickel  
IND-ORI237-BRN  
brushed bronze  
IND-ORI237-BRZ



slimline 2 hole basin mixer  
single lever, wall mounted  
with water flow aerator  
ceramic cartridge CAR-K35B  
2 x 1/2" inlets  
min-max wall mount 55-72mm  
tile-to mortar guard included  
wall mount drill hole diameters:  
spout 40-48mm handle 45-48mm  
minimum operating pressure 0.2 bar LP  
when installing below 1.0 bar pressure, removal of  
the flow regulator is required

chrome  
ORI-209S/A-CP



**H2ECO™**

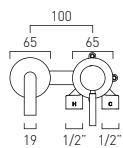
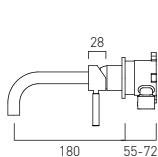
5 l/m flow regulator fitted as standard

brushed black  
IND-ORI209SA-BLK  
brushed gold  
IND-ORI209SA-BRG

brushed nickel  
IND-ORI209SA-BRN  
brushed bronze  
IND-ORI209SA-BRZ

**INDIVIDUAL**  
by VADO

**INDIVIDUAL**  
by VADO



slimline Knurled Accents 2 hole basin mixer  
single lever, wall mounted with water flow aerator  
ceramic cartridge CAR-K35B  
2 x 1/2" inlets  
min-max wall mount 53-70mm  
tile-to mortar guard included  
wall mount drill hole diameters:  
spout 40-48mm handle 45-48mm  
minimum operating pressure 0.2 bar LP  
when installing below 1.0 bar pressure, removal of  
the flow regulator is required

chrome  
ORI-209S/A-CPK

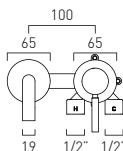
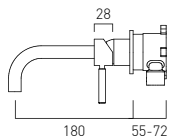


**H<sub>2</sub>ECO™**

5 l/m flow regulator fitted as standard

brushed black	brushed nickel
IND-ORI209SA-BLKK	IND-ORI200E/SB-BRNN
brushed gold	brushed bronze
IND-ORI200E/SB-BRGK	IND-ORI200E/SB-BRZK

**INDIVIDUAL**  
by VADO



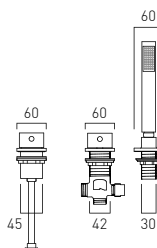
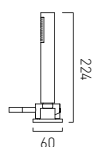
Knurled X Fusion slimline 2 hole basin mixer  
single lever, wall mounted  
with water flow aerator  
ceramic cartridge CAR-K35B  
2 x 1/2" inlets  
min-max wall mount 55-72mm  
tile-to mortar guard included  
wall mount drill hole diameters:  
spout 40-48mm handle 45-48mm  
minimum operating pressure 0.2 bar LP  
when installing below 1.0 bar pressure, removal of  
the flow regulator is required

knurled black / gold  
IND-ORI209SA-XGBK  
knurled gold / black  
IND-ORI209SA-XGBK  
knurled black / nickel  
IND-ORI209SA-XBNK  
knurled nickel / black  
IND-ORI209SA-XNBK  
knurled black / bronze  
IND-ORI209SA-XBZK  
knurled bronze / black  
IND-ORI209SA-XZBK



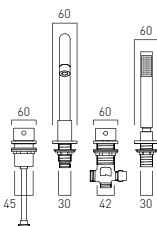
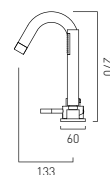
**H<sub>2</sub>ECO™**

5 l/m flow regulator fitted as standard



Zoo  
3 hole bath shower mixer  
single lever, deck mounted, without spout  
for use with bath filler waste and overflow  
diverter cartridge F-803-33/2X  
ceramic cartridge CAR-KN40  
2 x 3/4" x 3/4" 600mm flexipipe connectors  
1 x 2m shower hose  
2 x 400 1/2" female flexipipe connectors to valve  
valve deck mount drill hole 46mm  
spout deck mount drill hole 28mm  
diverter deck mount drill hole 44mm  
handset deck mount drill hole 32mm  
minimum operating pressure 3.0 bar HP

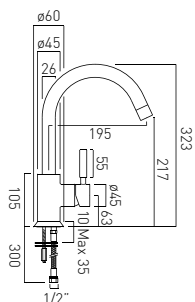
chrome  
ZOO-232NS-CP  
**H<sub>2</sub>ECO™**  
FR-FLEXI/8-PLA



Zoo  
4 hole bath shower mixer  
single lever, deck mounted  
spout can swivel or be fixed  
diverter cartridge F-803-33/2X  
ceramic cartridge CAR-KN40  
1 x 3/4" x 3/4" 600mm flexipipe connectors  
2 x 400 1/2" female flexipipe connectors to valve  
valve deck mount drill hole 46mm  
diverter deck mount drill hole 44mm  
handset deck mount drill hole 32mm  
minimum operating pressure 3.0 bar HP

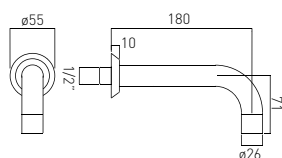
chrome  
ZOO-232-CP  
**H<sub>2</sub>ECO™**  
FR-FLEXI/8-PLA





mono kitchen mixer  
single lever, deck mounted  
with swivel spout  
with water flow straightener  
with water flow aerator  
ceramic cartridge CAR-K35B  
2 x 1/2" nut x 400mm flexipipe connections  
deck mount drill hole diameter 35mm  
minimum operating pressure 0.2 bar LP

chrome  
ORI-150S-C/P  
**H2ECO™**  
FR-100/8-PLA



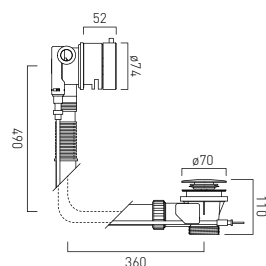
bath spout  
wall mounted  
1/2" x 12mm threaded connections  
sleeve slides entire length of spout  
minimum operating pressure 0.2 bar LP

chrome  
ORI-140-C/P



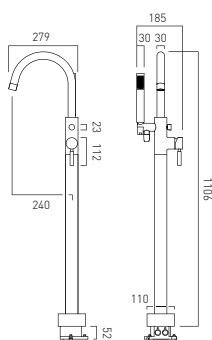
**INDIVIDUAL**  
by VADO

brushed black  
IND-ORI140-BLK  
brushed gold  
IND-ORI140-BRG  
brushed nickel  
IND-ORI140-BRN  
brushed bronze  
IND-ORI140-BRZ



pop-up bath filler waste and overflow  
2 x 1/2" inlets (one is blanked off)  
1.1/2" x 10mm threaded outlet connection  
min-max overflow bath thickness 1mm-11mm  
minimum operating pressure 1.0 bar MP  
  
maximum length 600mm with standard cable  
extension kit sold separately to achieve 1000mm  
WG-7/8-CABLEEXT

chrome  
WG-81552A-CP



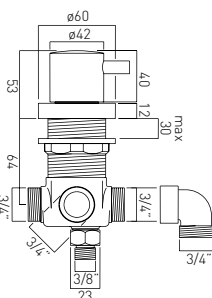
bath shower mixer  
single lever  
floor mounted  
with water flow straightener  
with Zoo single function shower kit  
ceramic cartridge C-013-N40  
2 x 1/2" female threaded connections  
minimum operating pressure 1.0 bar MP

chrome  
ORI-233-CP  
**H2ECO™**  
FR-FLEXI/8-PLA



**INDIVIDUAL**  
by VADO

brushed black  
IND-ORI233-BLK  
brushed gold  
IND-ORI233-BRG  
brushed nickel  
IND-ORI233-BRN  
brushed bronze  
IND-ORI233-BRZ



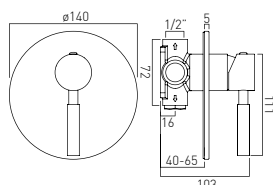
2 outlet diverter valve  
deck mounted  
ceramic cartridge ELE-DIVERTER/D-CART  
2 x 3/4" male inlets  
1 x 3/4" male outlet  
1 x 3/8" male outlet  
1 x 3/4" female to 3/4" male 90° elbow  
deck mount drill hole diameter 46mm  
minimum operating pressure 1.0 bar MP

chrome  
ELE-DIVERTER/D-C/P





**INDIVIDUAL**  
by VADO



concealed 1 outlet shower valve, single lever,  
wall mounted, with circular backplate  
ceramic cartridge CAR-K35A  
2 x 1/2\" female inlets  
2 x 1/2\" female outlets (one is blanked off)  
min-max wall mount 40-65mm  
minimum operating pressure  
0.2 bar LP (shower) 1.5 bar MP (bath)  
chrome handle supplied as standard  
stone and nuance handles may be  
purchased separately

chrome  
ORI-145A-C/P

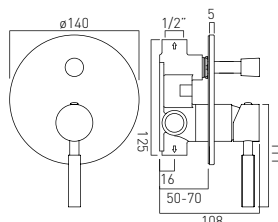


brushed black  
IND-ORI145A-BLK  
brushed gold  
IND-ORI145A-BRG

brushed nickel  
IND-ORI145A-BRN  
brushed bronze  
IND-ORI145A-BRZ



**INDIVIDUAL**  
by VADO



concealed 2 outlet shower valve with diverter  
single lever, wall mounted, with circular backplate  
ceramic cartridge CAR-K35A  
2 x 1/2\" female inlets  
2 x 1/2\" female outlets  
min-max wall mount 50-70mm  
minimum operating pressure  
0.2 bar LP (shower) 1.5 bar MP (bath)  
chrome handle supplied as standard  
stone and nuance handles may be  
purchased separately

chrome  
ORI-147A-C/P

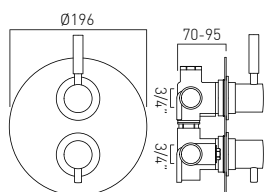


brushed black  
IND-ORI147A-BLK  
brushed gold  
IND-ORI147A-BRG

brushed nickel  
IND-ORI147A-BRN  
brushed bronze  
IND-ORI147A-BRZ

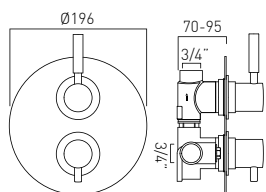


DX Origins  
concealed thermostatic shower valve  
with circular backplate  
includes 3/4\" - 1/2\" adaptors  
inc. bleed valve for system flush on installation  
min-max wall mount 70-95mm  
optimum installation depth 82mm  
minimum operating pressure  
0.2 bar LP (shower) 1.0 bar MP (bath)



2 outlet 2 handle  
thermostatic cartridge V-704-34S  
diverter cartridge FL-804-33X/3X  
2 x 3/4\" female inlets, 2 x 3/4\" female outlets

chrome  
ORI-148D/2-C/P



1 outlet 2 handle  
thermostatic cartridge V-704-34S  
flow cartridge C-301-RTC  
2 x 3/4\" female inlets, 1 x 3/4\" female outlets

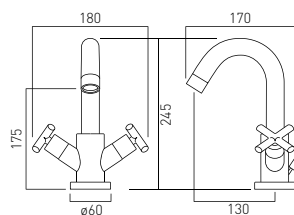
chrome  
ORI-148D-C/P



PLEASE SEE PAGE **171** FOR  
**SHOWERING SOLUTIONS**

PLEASE SEE PAGE **202** FOR  
**COORDINATING ACCESSORIES**



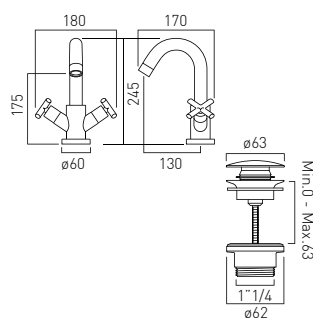


mono basin mixer  
deck mounted  
with swivel spout  
with pop-up waste  
with water flow aerator  
cold ceramic cartridge C-206-RTC  
hot ceramic cartridge C-206-LTC  
2 x 1/2" nut x 400mm flexipipe connections  
deck mount drill hole diameter 35mm  
minimum operating pressure 0.2 bar LP

chrome  
ELW-100F-C/P



**H<sub>2</sub>ECO™**  
5 l/m flow regulator fitted as standard

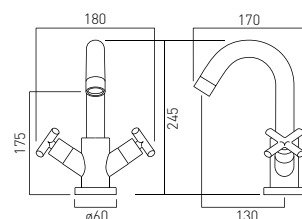


mono basin mixer  
deck mounted, smooth bodied  
with swivel spout  
with universal basin waste  
with water flow aerator  
cold ceramic cartridge C-206-RTC  
hot ceramic cartridge C-206-LTC  
2 x 1/2" nut x 400mm flexipipe connections  
deck mount drill hole diameter 35mm  
minimum operating pressure 0.2 bar LP

chrome  
ELW-100F/CC-C/P



**H<sub>2</sub>ECO™**  
5 l/m flow regulator fitted as standard



mono basin mixer  
deck mounted, smooth bodied  
with swivel spout  
without universal basin waste  
with water flow aerator  
cold ceramic cartridge C-206-RTC  
hot ceramic cartridge C-206-LTC  
2 x 1/2" nut x 400mm flexipipe connections  
deck mount drill hole diameter 35mm  
minimum operating pressure 0.2 bar LP

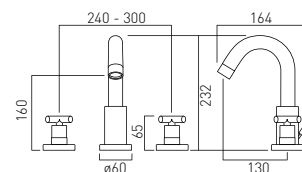
chrome  
ELW-100F/SB-C/P



**H<sub>2</sub>ECO™**  
5 l/m flow regulator fitted as standard

**INDIVIDUAL**  
by VADO

brushed black	brushed nickel
IND-ELW100F/SB-BLK	IND-ELW100F/SB-BRN
brushed gold	brushed bronze
IND-ELW100F/SB-BRG	IND-ELW100F/SB-BRZ



3 hole basin mixer  
deck mounted  
with swivel spout  
with pop-up waste  
with water flow aerator  
cold ceramic cartridge C-206-RTC  
hot ceramic cartridge C-206-LTC  
2 x 1/2" nut x 600mm flexipipe connections  
valve deck mount drill hole diameter 27mm  
spout deck mount drill hole diameter 30mm  
minimum operating pressure 0.2 bar LP

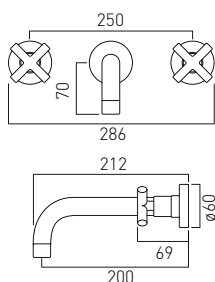
chrome  
ELW-101F-C/P



**H<sub>2</sub>ECO™**  
5 l/m flow regulator fitted as standard

**INDIVIDUAL**  
by VADO

brushed black	brushed nickel
IND-ELW101F-BLK	IND-ELW101F-BRN
brushed gold	brushed bronze
IND-ELW101F-BRG	IND-ELW101F-BRZ



3 hole basin mixer with 200mm spout  
wall mounted  
cold ceramic cartridge C-208-RTC  
hot ceramic cartridge C-208-LTC  
min-max wall mount 50-68mm  
minimum operating pressure 0.2 bar LP

chrome  
ELW-109FLA-C/P

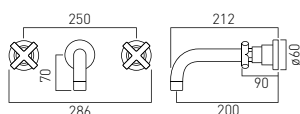


**H<sub>2</sub>ECO™**  
5 l/m flow regulator fitted as standard

brushed black	brushed nickel
IND-ELW109FLA-BLK	IND-ELW109FLA-BRN
brushed gold	brushed bronze
IND-ELW109FLA-BRG	IND-ELW109FLA-BRZ

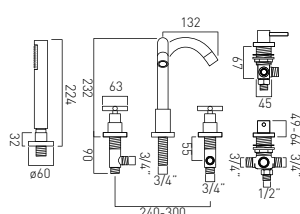
**INDIVIDUAL**  
by VADO





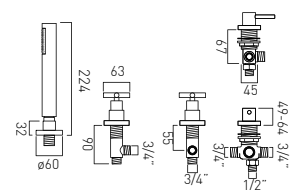
3 hole bath filler with 200mm spout  
wall mounted  
with water flow straightener  
with water flow aerator  
cold ceramic cartridge C-303-RTC  
hot ceramic cartridge C-303-LTC  
2 x 1/2" x 3/4" male 90mm straight connections  
1/2" x 1/2" x 1/2" female 50mm T-piece connection  
min-max wall mount 55-75mm  
minimum operating pressure 0.2 bar LP

chrome  
ELW-126L-3/4-C/P



5 hole bath shower mixer  
deck mounted  
with fixed spout  
with water flow straightener  
with water flow aerator  
cold ceramic cartridge C-303-RTC  
hot ceramic cartridge C-303-LTC  
3 x 3/4" x 3/4" 600mm flexipipe connections  
valve deck mount drill hole diameter 33mm  
spout deck mount drill hole diameter 28mm  
diverter deck mount drill hole diameter 46mm  
handset deck mount drill hole diameter 27mm  
minimum operating pressure 1.0 bar MP

chrome  
ELW-135-3/4-C/P  
**H2ECO™**  
FR-FLEXI/8-PLA



4 hole bath shower mixer  
deck mounted  
without spout  
for use with bath filler waste and overflow  
cold ceramic cartridge C-303-RTC  
hot ceramic cartridge C-303-LTC  
2 x 3/4" x 3/4" 600mm flexipipe connections  
valve deck mount drill hole diameter 33mm  
diverter deck mount drill hole diameter 46mm  
handset deck mount drill hole diameter 27mm  
minimum operating pressure 1.0 bar MP

chrome  
ELW-135/NS-3/4-C/P  
**H2ECO™**  
FR-FLEXI/8-PLA



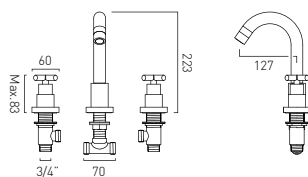
## IMPROVED INSTALLATION ELW-109FLA-C/P

- Updated to a single piece concealed body, making installation easier and quicker.
- Fixing holes are flush with the back of the body improving installation and stability of the product.
- The spout and handles are on the same centreline, for higher quality and precision.
- The inlet centres to the minimum depth tolerance on the product is now 35mm instead of 25mm further improving installation.





NEW



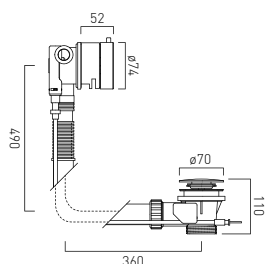
INDIVIDUAL  
by VADO

3 hole bath filler  
deck mounted  
with fixed spout  
with water flow straightener  
cold ceramic cartridge C-303-RTC  
hot ceramic cartridge C-303-LTC  
2 x 3/4" x 3/4" 600mm flexpipe connections  
3/4" male inlet connections  
spout deck mount drill hole diameter 30mm  
minimum operating pressure 0.2 bar LP

chrome  
ELW-135/NH-CP

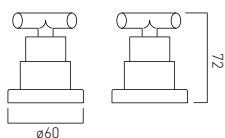


brushed black	brushed nickel
IND-ELW135/NH-BLK	IND-ELW135/NH-BRN
brushed gold	brushed bronze
IND-ELW135/NH-BRG	IND-ELW135/NH-BRZ



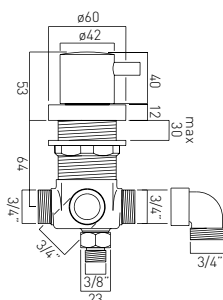
pop-up bath filler waste and overflow  
2 x 1/2" inlets (one is blanked off)  
1.1/2" x 10mm threaded outlet connection  
min-max overflow bath thickness 1mm-11mm  
minimum operating pressure 1.0 bar MP  
  
maximum length 600mm with standard cable  
extension kit sold separately to achieve 1000mm  
WG-7/8-CABLEEXT

chrome  
WG-81552A-CP



pair of stop valves, 3/4"  
deck mounted  
cold ceramic cartridge C-303-RTC  
hot ceramic cartridge C-303-LTC  
3/4" male inlet  
3/4" male outlet  
10mm thread length  
deck mount drill hole diameter 33mm  
minimum operating pressure 0.2 bar LP

chrome  
ELW-142/PR-3/4-C/P



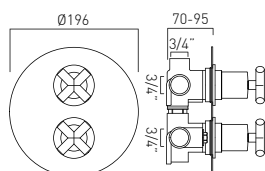
2 outlet diverter valve  
deck mounted  
ceramic cartridge ELE-DIVERTER/D-CART  
2 x 3/4" male inlets  
1 x 3/4" male outlet  
1 x 3/8" male outlet  
1 x 3/4" female to 3/4" male 90° elbow  
deck mount drill hole diameter 46mm  
minimum operating pressure 1.0 bar MP

chrome  
ELE-DIVERTER/D-C/P



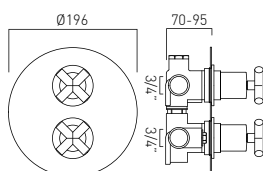


DX Elements  
concealed thermostatic shower valve  
with circular backplate  
includes 3/4" - 1/2" adaptors  
inc. bleed valve for system flush on installation  
min-max wall mount 70-95mm  
optimum installation depth 82mm  
minimum operating pressure  
0.2 bar LP (shower) 1.0 bar MP (bath)



3 outlet 2 handle  
thermostatic cartridge V-704-34S  
diverter cartridge FL-804-33X/3X  
2 x 3/4" female inlets, 3 x 3/4" female outlets

chrome  
ELE-148D/3-C/P

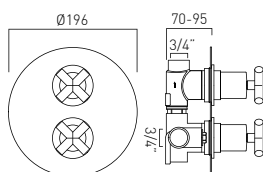


2 outlet 2 handle  
thermostatic cartridge V-704-34S  
diverter cartridge FL-804-33X/3X  
2 x 3/4" female inlets, 2 x 3/4" female outlets

chrome  
ELE-148D/2-C/P

brushed black  
IND-ELE148D/2-BLK  
brushed gold  
IND-ELE148D/2-BRG

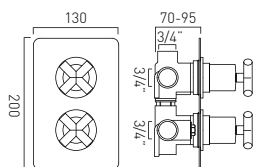
brushed nickel  
IND-ELE148D/2-BRN  
brushed bronze  
IND-ELE148D/2-BRZ



1 outlet 2 handle  
thermostatic cartridge V-704-34S  
flow cartridge C-301-RTC  
2 x 3/4" female inlets, 1 x 3/4" female outlets

chrome  
ELE-148D-C/P



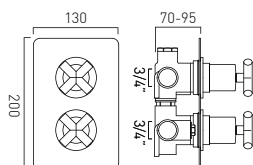


DX Elements  
concealed thermostatic shower valve  
with rectangular backplate  
includes 3/4" - 1/2" adaptors  
inc. bleed valve for system flush on installation  
min-max wall mount 70-95mm  
optimum installation depth 82mm  
minimum operating pressure  
0.2 bar LP (shower) 1.0 bar MP (bath)



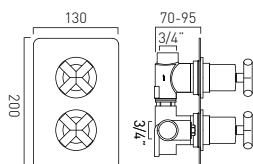
3 outlet 2 handle  
thermostatic cartridge V-704-34S  
diverter cartridge FL-804-33X/3X  
2 x 3/4" female inlets, 3 x 3/4" female outlets

chrome  
ELE-148D/3/SQ-CP



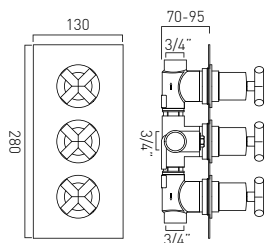
2 outlet 2 handle  
thermostatic cartridge V-704-34S  
diverter cartridge FL-804-33X/3X  
2 x 3/4" female inlets, 2 x 3/4" female outlets

chrome  
ELE-148D/2/SQ-CP



1 outlet 2 handle  
thermostatic cartridge V-704-34S  
flow cartridge C-301-RTC  
2 x 3/4" female inlets, 1 x 3/4" female outlets

chrome  
ELE-148D/SQ-CP



DX Elements  
2 outlet 3 handle  
concealed thermostatic shower valve  
with rectangular backplate  
thermostatic cartridge V-704-34S  
2 x flow cartridge C-301-RTC  
2 x 3/4" female inlets  
2 x 3/4" female outlets  
includes 3/4" - 1/2" adaptors  
inc. bleed valve for system flush on installation  
min-max wall mount 70-95mm  
optimum installation depth 82mm  
minimum operating pressure  
0.2 bar LP (shower) 1.0 bar MP (bath)

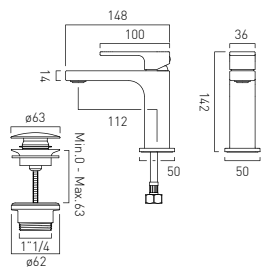
chrome  
ELE-128D/2-C/P



PLEASE SEE PAGE 171 FOR  
**SHOWERING SOLUTIONS**

PLEASE SEE PAGE 205 FOR  
**COORDINATING ACCESSORIES**



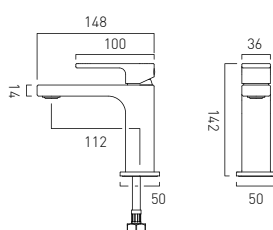


slimline mono basin mixer  
single lever, deck mounted, smooth bodied  
with universal basin waste  
with directional water flow aerator  
ceramic cartridge C010-N25  
2 x 1/2" nut x 400mm flexipipe connections  
deck mount drill hole diameter 35mm  
minimum operating pressure 1.0 bar MP

chrome  
LIF-200/CC-CP

**H<sub>2</sub>ECO™**

5 l/m flow regulator fitted as standard

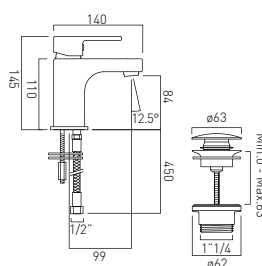


slimline mono basin mixer  
single lever, deck mounted, smooth bodied  
without universal basin waste  
with directional water flow aerator  
ceramic cartridge C010-N25  
2 x 1/2" nut x 400mm flexipipe connections  
deck mount drill hole diameter 35mm  
minimum operating pressure 1.0 bar MP

chrome  
LIF-200/SB-CP

**H<sub>2</sub>ECO™**

5 l/m flow regulator fitted as standard

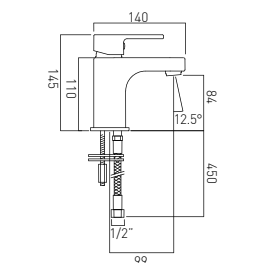


mono basin mixer  
single lever, deck mounted, smooth bodied  
with universal basin waste  
with directional water flow aerator  
with optional base ring  
ceramic cartridge CAR-K35B  
2 x 1/2" nut x 400mm flexipipe connections  
deck mount drill hole diameter 35mm  
minimum operating pressure 0.2 bar LP

chrome  
LIF-100/CC-C/P

**H<sub>2</sub>ECO™**

FR-100/5-B-PLA



mono basin mixer  
single lever, deck mounted, smooth bodied  
without universal basin waste  
with directional water flow aerator  
with optional base ring  
ceramic cartridge CAR-K35B  
2 x 1/2" nut x 400mm flexipipe connections  
deck mount drill hole diameter 35mm  
minimum operating pressure 0.2 bar LP

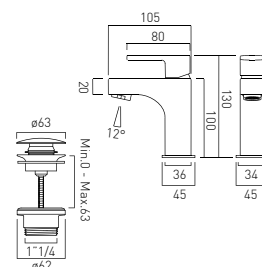
chrome  
LIF-100/SB-C/P

US hoses

LIF-100/SB/US-C/P

**H<sub>2</sub>ECO™**

FR-100/5-B-PLA

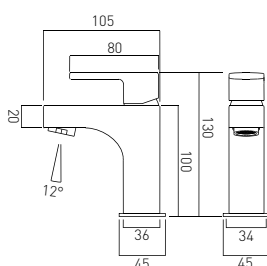


mini mono basin mixer  
single lever, deck mounted, smooth bodied  
with universal basin waste  
with directional water flow aerator  
ceramic cartridge LIF-100M-CAR  
2 x 1/2" nut x 400mm flexipipe connections  
deck mount drill hole diameter 35mm  
minimum operating pressure 0.5 bar LP

chrome  
LIF-100M/CC-C/P

**H<sub>2</sub>ECO™**

FR-100/5-B-PLA



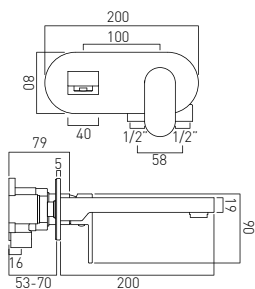
mini mono basin mixer  
single lever, deck mounted, smooth bodied  
without universal basin waste  
with directional water flow aerator  
ceramic cartridge LIF-100M-CAR  
2 x 1/2" nut x 400mm flexipipe connections  
deck mount drill hole diameter 35mm  
minimum operating pressure 0.5 bar LP

chrome  
LIF-100M/SB-C/P

**H<sub>2</sub>ECO™**

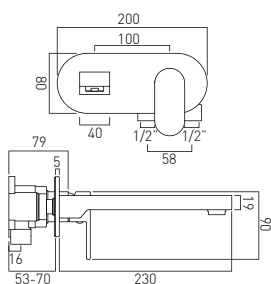
FR-100/5-B-PLA





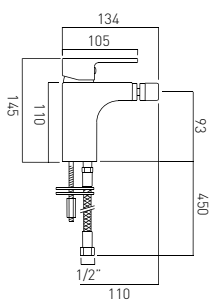
2 hole basin mixer  
single lever, wall mounted  
with 200mm spout  
with oval backplate  
with water flow aerator  
ceramic cartridge CAR-K35B  
2 x 1/2" inlets  
min-max wall mount 53-70mm  
minimum operating pressure 0.2 bar LP

chrome  
LIF-109S/A-200-C/P  
**H<sub>2</sub>ECO™**  
FR-106/5-PLA



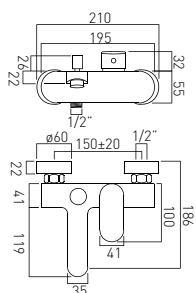
2 hole basin mixer  
single lever, wall mounted  
with 230mm spout  
with oval backplate  
with water flow aerator  
ceramic cartridge CAR-K35B  
2 x 1/2" inlets  
min-max wall mount 53-70mm  
minimum operating pressure 0.2 bar LP

chrome  
LIF-109S/A-C/P  
**H<sub>2</sub>ECO™**  
FR-106/5-PLA



mono bidet mixer  
single lever, deck mounted  
smooth bodied  
without pop-up waste  
with water flow aerator  
ceramic cartridge CAR-K35B  
2 x 1/2" nut x 400mm flexipipe connections  
deck mount drill hole diameter 35mm  
minimum operating pressure 1.0 bar MP

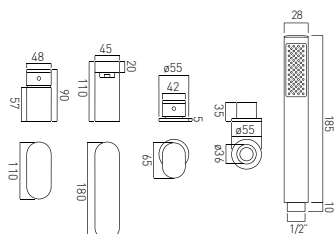
chrome  
LIF-110/SB-C/P  
**H<sub>2</sub>ECO™**  
FR-100/5-PLA



exposed bath shower mixer  
single lever, wall mounted  
ceramic cartridge CAR-K35B  
1/2" x 3/4 x 50mm eccentric threaded connections  
minimum operating pressure 1.5 bar MP

chrome  
LIF-123-C/P

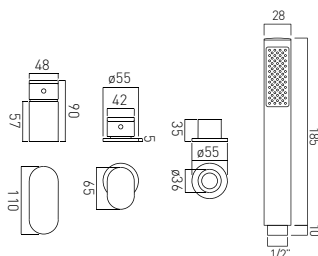




4 hole bath shower mixer  
single lever, deck mounted  
with water flow straightener  
ceramic cartridge CAR-K40A  
2 x 10mm (1/2") flexpipe connection on valve  
2 x 1/2"x1/2" flexpipe  
1 x 1/2"x1/2" x 150cm shower hose  
4 x 600mm flexpipe connections  
valve deck mount drill hole diameter 32mm  
spout deck mount drill hole diameter 28mm  
diverter deck mount drill hole diameter 28mm  
handset deck mount drill hole diameter 28mm  
minimum operating pressure 3.0 bar HP

chrome  
LIF-132-C/P

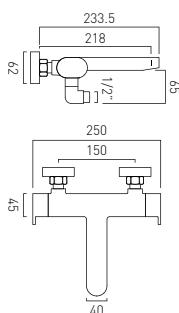
**H<sub>2</sub>ECO™**  
FR-FLEXI/8-PLA



3 hole bath shower mixer  
single lever, deck mounted  
without spout  
for use with bath filler waste and overflow  
ceramic cartridge CAR-K40A  
2 x 10mm (1/2") flexpipe connection on valve  
1 x 1/2"x1/2" flexpipe  
1 x 1/2"x1/2" x 150cm shower hose  
3 x 600mm flexpipe connections  
valve deck mount drill hole diameter 32mm  
diverter deck mount drill hole diameter 28mm  
handset deck mount drill hole diameter 28mm  
minimum operating pressure 3.0 bar HP

chrome  
LIF-132/NS-C/P

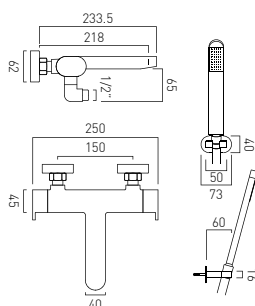

**H<sub>2</sub>ECO™**  
FR-FLEXI/8-PLA



exposed thermostatic bath shower mixer  
wall mounted  
with water flow straightener  
thermostatic cartridge V-001E-PLA  
1/2" x 3/4" x 50mm eccentric threaded connection  
minimum operating pressure 1.0 bar MP

chrome  
LIF-123T-CP

**H<sub>2</sub>ECO™**  
FR-SHOWER/9-C/P

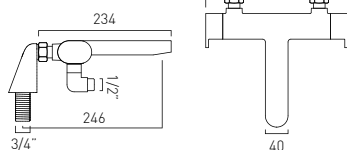


exposed thermostatic bath shower mixer  
wall mounted  
with water flow straightener  
with Life single function shower kit  
thermostatic cartridge V-001E-PLA  
1/2" x 3/4" x 50mm eccentric threaded connection  
minimum operating pressure 1.0 bar MP

chrome  
LIF-123T+K-CP

**H<sub>2</sub>ECO™**  
FR-SHOWER/9-C/P

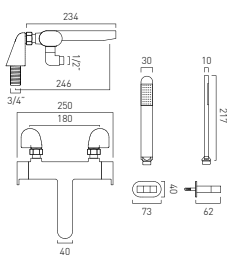





2 hole exposed thermostatic bath shower mixer  
deck mounted  
with water flow straightener  
thermostatic cartridge V-001E-PLA  
3/4" x 50mm threaded connection on legs  
deck mount drill hole diameter 28mm  
minimum operating pressure 1.0 bar MP

chrome  
LIF-131T-CP

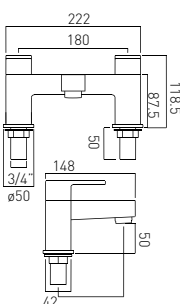
**H<sub>2</sub>ECO™**  
FR-SHOWER/9-C/P



2 hole exposed thermostatic bath shower mixer  
deck mounted  
with water flow straightener  
with Life single function shower kit  
thermostatic cartridge V-001E-PLA  
3/4" x 50mm threaded connection on legs  
deck mount drill hole diameter 28mm  
minimum operating pressure 1.0 bar MP

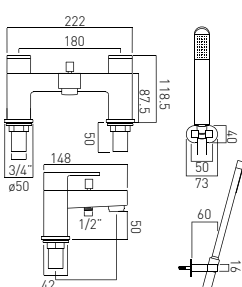
chrome  
LIF-131T+K-CP

**H<sub>2</sub>ECO™**  
FR-SHOWER/9-C/P



2 hole bath filler  
deck mounted  
cold ceramic cartridge C-302-RTC  
hot ceramic cartridge C-302-LTC  
2 x 3/4" x 50mm male threaded connections  
deck mount drill hole diameter 28-30mm  
minimum operating pressure 0.2 bar LP

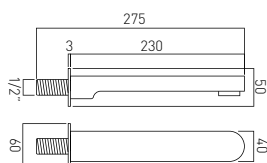
chrome  
LIF-137-C/P



2 hole bath shower mixer  
deck mounted  
with Life single function shower kit  
cold ceramic cartridge C-302-RTC  
hot ceramic cartridge C-302-LTC  
2 x 3/4" male threaded connections  
deck mount drill hole diameter 28-30mm  
minimum operating pressure 0.2 bar LP

chrome  
LIF-130+K-C/P

**H<sub>2</sub>ECO™**  
FR-SHOWER/9-C/P

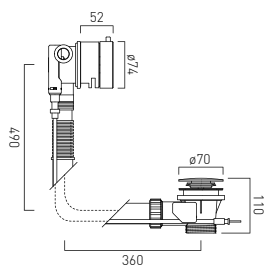


bath spout  
wall mounted  
with water flow aerator  
1/2" x 45mm male threaded connection  
easy cut thread at 20mm and 40mm  
wall mount drill hole diameter 22mm  
minimum operating pressure 0.2 bar LP

chrome  
LIF-140-C/P



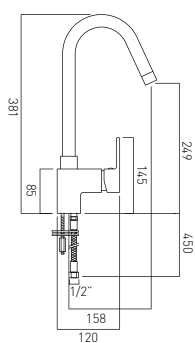




pop-up bath filler waste and overflow  
2 x 1/2" inlets (one is blanked off)  
1.1/2" x 10mm threaded outlet connection  
min-max overflow bath thickness 1mm-11mm  
minimum operating pressure 1.0 bar MP

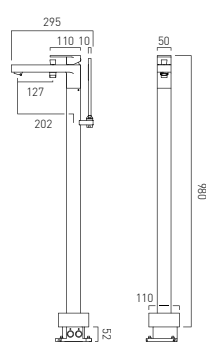
maximum length 600mm with standard cable  
extension kit sold separately to achieve 1000mm  
WG-7/8-CABLEEXT

chrome  
WG-81552A-CP



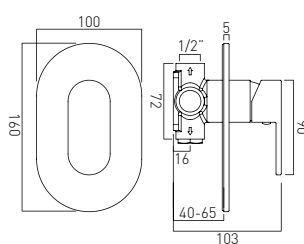
mono sink mixer  
single lever, deck mounted  
with swivel spout  
with water flow aerator  
ceramic cartridge CAR-K35A  
2 x 1/2" nut x 400mm flexipipe connections  
deck mount drill hole diameter 35mm  
minimum operating pressure 0.2 bar LP

chrome  
LIF-150S-C/P  
**H<sub>2</sub>ECO™**  
FR-100/8-PLA



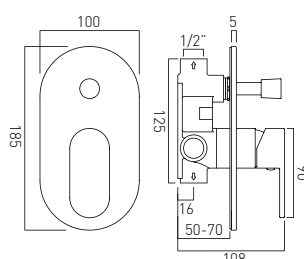
bath shower mixer  
single lever, floor mounted  
with water flow aerator  
with Life single function shower kit  
ceramic cartridge C-011-N40  
2 x 1/2" female threaded connections  
clearance 920mm from floor to spout  
minimum operating pressure 1.0 bar MP

chrome  
LIF-233-CP  
**H<sub>2</sub>ECO™**  
FR-FLEXI/8-PLA



concealed 1 outlet shower valve  
single lever, wall mounted  
with oval backplate  
ceramic cartridge CAR-K35A  
2 x 1/2" female inlets  
2 x 1/2" female outlets (one is blanked off)  
min-max wall mount 40-65mm  
minimum operating pressure  
0.2 bar LP (shower) 1.5 bar MP (bath)

chrome  
LIF-145A-C/P



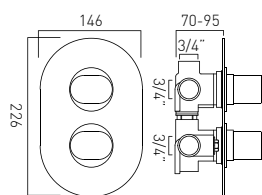
concealed 2 outlet shower valve with diverter  
single lever, wall mounted  
with oval backplate  
ceramic cartridge CAR-K35A  
2 x 1/2" female inlets  
2 x 1/2" female outlets  
min-max wall mount 50-70mm  
minimum operating pressure  
0.2 bar LP (shower) 1.5 bar MP (bath)

chrome  
LIF-147A-C/P



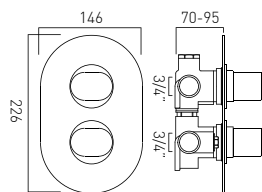


DX Life  
concealed thermostatic shower valve  
with oval backplate  
includes 3/4" - 1/2" adaptors  
inc. bleed valve for system flush on installation  
min-max wall mount 70-95mm  
optimum installation depth 82mm  
minimum operating pressure  
0.2 bar LP (shower) 1.0 bar MP (bath)



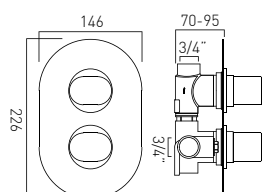
3 outlet 2 handle  
thermostatic cartridge V-704-34S  
diverter cartridge FL-804-33X/3X  
2 x 3/4" female inlets, 3 x 3/4" female outlets

chrome  
LIF-1480/3-C/P



2 outlet 2 handle  
thermostatic cartridge V-704-34S  
diverter cartridge FL-804-33X/3X  
2 x 3/4" female inlets, 2 x 3/4" female outlets

chrome  
LIF-1480/2-C/P



1 outlet 2 handle  
thermostatic cartridge V-704-34S  
flow cartridge C-301-RTC  
2 x 3/4" female inlets, 1 x 3/4" female outlets

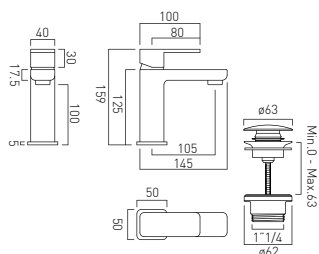
chrome  
LIF-1480-C/P



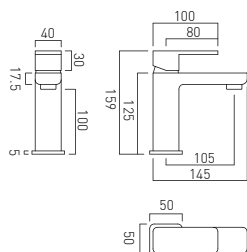
PLEASE SEE PAGE **171** FOR  
**SHOWERING SOLUTIONS**

PLEASE SEE PAGE **209** FOR  
**COORDINATING ACCESSORIES**

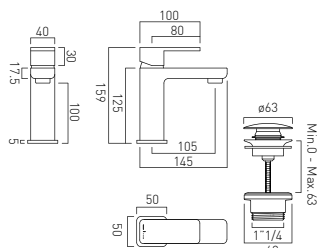


chrome  
PHA-200F/CC-C/P

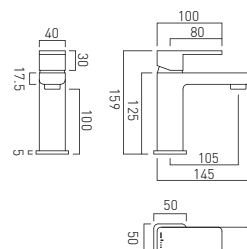
5 l/m flow regulator fitted as standard

chrome  
PHA-200F/SB-C/PUS hoses  
PHA-200F/SB/US-C/P

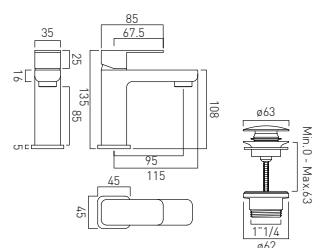
5 l/m flow regulator fitted as standard

chrome  
PHA-200FW/CC-CP

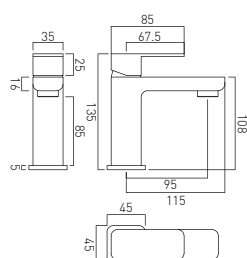
5 l/m flow regulator fitted as standard

chrome  
PHA-200FW/SB-CP

5 l/m flow regulator fitted as standard

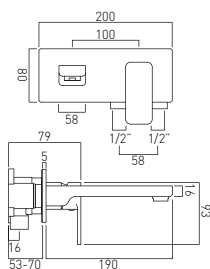
chrome  
PHA-200MF/CC-C/P

5 l/m flow regulator fitted as standard

chrome  
PHA-200ME/SB-C/P

5 l/m flow regulator fitted as standard



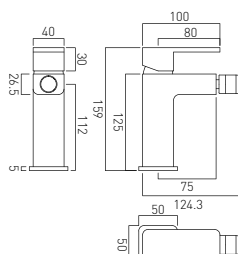


2 hole basin mixer  
single lever, wall mounted  
with rectangular backplate  
with water flow aerator  
ceramic cartridge CAR-K35B  
2 x 1/2" female inlets  
min-max wall mount 53-70mm  
minimum operating pressure 0.2 bar LP

chrome  
PHA-109FS/A-C/P

**H<sub>2</sub>ECO™**

5 l/m flow regulator fitted as standard

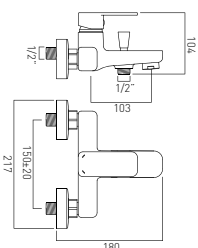


mono bidet mixer  
single lever, deck mounted  
with pop-up waste  
with water flow aerator  
ceramic cartridge C-009-N35R  
2 x 1/2" nut x 400mm flexipipe connections  
deck mount drill hole diameter 35mm  
minimum operating pressure 1.0 bar MP

chrome  
PHA-210-C/P

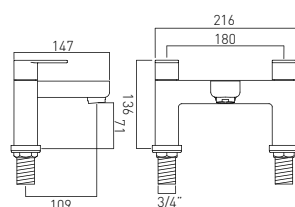
**H<sub>2</sub>ECO™**

FR-100/5-PLA



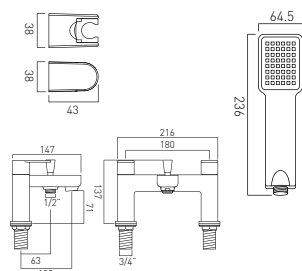
exposed bath shower mixer  
single lever, wall mounted  
with water flow aerator  
ceramic cartridge C-002-N35  
1/2" x 3/4" x 50mm eccentric threaded connection  
minimum operating pressure 1.5 bar MP

chrome  
PHA-123-C/P



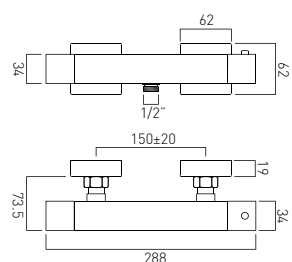
2 hole bath filler  
deck mounted  
cold ceramic cartridge C-302-RTC  
hot ceramic cartridge C-302-LTC  
2 x 3/4" x 52.5mm male threaded connections  
deck mount drill hole diameter 28-30mm  
minimum operating pressure 0.2 bar LP

chrome  
PHA-137-C/P



2 hole bath shower mixer  
deck mounted  
with V2 single function shower kit  
cold ceramic cartridge C-302-RTC  
hot ceramic cartridge C-302-LTC  
2 x 3/4" x 52.5mm male threaded connections  
deck mount drill hole diameter 28-30mm  
minimum operating pressure 0.2 bar LP

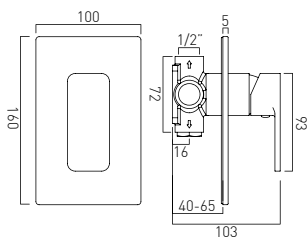
chrome  
PHA-130+K-C/P  
**H<sub>2</sub>ECO™**  
FR-SHOWER/9-C/P



Té  
exposed thermostatic shower valve 1/2"  
wall mounted  
thermostatic cartridge V-001A-PLA  
flow cartridge TE-002B-1/2  
3/4" x 1/2" x 50mm male eccentrics  
minimum operating pressure 0.2 bar LP

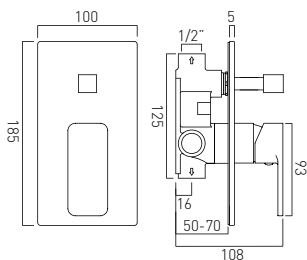
chrome  
TE-149T-C/P  
**H<sub>2</sub>ECO™**  
FR-SHOWER/9-C/P





concealed 1 outlet shower valve  
single lever, wall mounted  
with rectangular backplate  
ceramic cartridge CAR-K35A  
2 x 1/2" female inlets  
2 x 1/2" female outlets (one is blanked off)  
min-max wall mount 40-65mm  
minimum operating pressure  
0.2 bar LP (shower) 1.5 bar MP (bath)

chrome  
PHA-145A-C/P

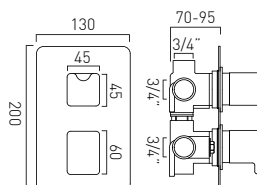


concealed 2 outlet shower valve with diverter  
single lever, wall mounted  
with rectangular backplate  
ceramic cartridge CAR-K35A  
2 x 1/2" female inlets  
2 x 1/2" female outlets  
min-max wall mount 50-70mm  
minimum operating pressure  
0.2 bar LP (shower) 1.5 bar MP (bath)

chrome  
PHA-147A-C/P

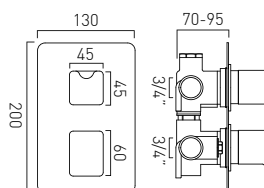


DX Phase  
concealed thermostatic shower valve  
with rectangular backplate  
includes 3/4" - 1/2" adaptors  
inc. bleed valve for system flush on installation  
min-max wall mount 70-95mm  
optimum installation depth 82mm  
minimum operating pressure  
0.2 bar LP (shower) 1.0 bar MP (bath)



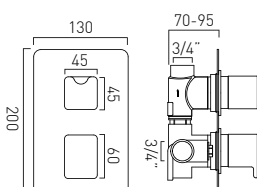
3 outlet 2 handle  
thermostatic cartridge V-704-34S  
diverter cartridge FL-804-33X/3X  
2 x 3/4" female inlets, 3 x 3/4" female outlets

chrome  
PHA-148D/3-C/P



2 outlet 2 handle  
thermostatic cartridge V-704-34S  
diverter cartridge FL-804-33X/3X  
2 x 3/4" female inlets, 2 x 3/4" female outlets

chrome  
PHA-148D/2-C/P



1 outlet 2 handle  
thermostatic cartridge V-704-34S  
flow cartridge C-301-RTC  
2 x 3/4" female inlets, 1 x 3/4" female outlets

chrome  
PHA-148D-C/P

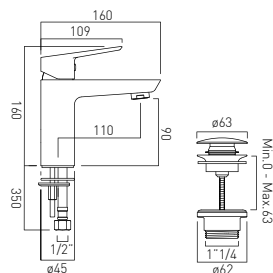


PLEASE SEE PAGE **171** FOR  
**SHOWERING SOLUTIONS**

PLEASE SEE PAGE **215** FOR  
**COORDINATING ACCESSORIES**







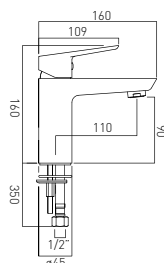
mono basin mixer  
single lever, deck mounted, smooth bodied  
with universal basin waste  
with water flow aerator  
ceramic cartridge C-009-N35R  
2 x 1/2" nut x 400mm flexipipe connections  
deck mount drill hole diameter 35mm  
minimum operating pressure 0.2 bar LP

chrome  
PHO-100F/CC-C/P



**H<sub>2</sub>ECO™**

5 l/m flow regulator fitted as standard



mono basin mixer  
single lever, deck mounted, smooth bodied  
without universal basin waste  
with water flow aerator  
ceramic cartridge C-009-N35R  
2 x 1/2" nut x 400mm flexipipe connections  
deck mount drill hole diameter 35mm  
minimum operating pressure 0.2 bar LP

chrome  
PHO-100F/SB-C/P

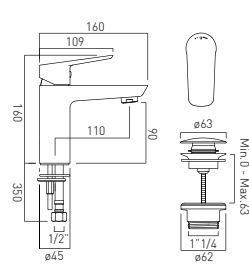


US hoses

PHO-100F/SB/US-CP

**H<sub>2</sub>ECO™**

5 l/m flow regulator fitted as standard



mono basin mixer  
single lever, deck mounted, smooth bodied  
with EcoTurn cold start cartridge  
with universal basin waste  
with water flow aerator  
ceramic cartridge C-001-C35  
2 x 1/2" 400mm flexipipe connections  
deck mount drill hole diameter 35mm  
minimum operating pressure 0.2 bar LP

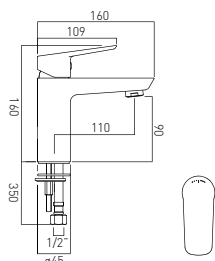
chrome  
PHO-100FW/CC-CP



**H<sub>2</sub>ECO™**

5 l/m flow regulator fitted as standard

**ecoturn™**



mono basin mixer  
single lever, deck mounted, smooth bodied  
with EcoTurn cold start cartridge  
without universal basin waste  
with water flow aerator  
ceramic cartridge C-001-C35  
2 x 1/2" 400mm flexipipe connections  
deck mount drill hole diameter 35mm  
minimum operating pressure 0.2 bar LP

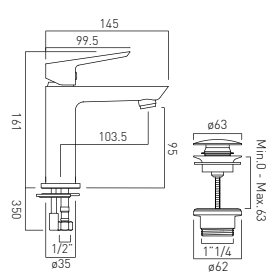
chrome  
PHO-100FW/SB-CP



**H<sub>2</sub>ECO™**

5 l/m flow regulator fitted as standard

**ecoturn™**



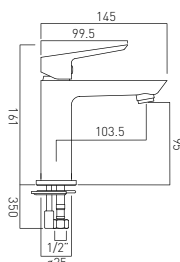
mini mono basin mixer  
single lever, deck mounted, smooth bodied  
with universal basin waste  
with water flow aerator  
ceramic cartridge C-010-N25  
2 x 1/2" nut x 400mm flexipipe connections  
deck mount drill hole diameter 35mm  
minimum operating pressure 0.5 bar LP

chrome  
PHO-100M/CC-C/P



**H<sub>2</sub>ECO™**

5 l/m flow regulator fitted as standard



mini mono basin mixer  
single lever, deck mounted, smooth bodied  
without universal basin waste  
with water flow aerator  
ceramic cartridge C-010-N25  
2 x 1/2" nut x 400mm flexipipe connections  
deck mount drill hole diameter 35mm  
minimum operating pressure 0.5 bar LP

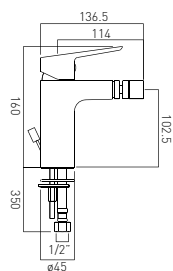
chrome  
PHO-100M/SB-C/P



**H<sub>2</sub>ECO™**

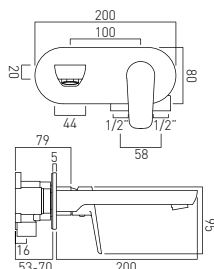
5 l/m flow regulator fitted as standard





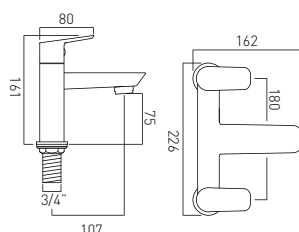
mono bidet mixer  
single lever, deck mounted  
with pop-up waste  
with water flow aerator  
ceramic cartridge CAR-S35/PHO  
2 x 1/2" nut x 425mm flexipipe connections  
deck mount drill hole diameter 34mm  
minimum operating pressure 1.0 bar MP

chrome  
PHO-110-C/P  
**H<sub>2</sub>ECO™**  
FR-100/5-PLA



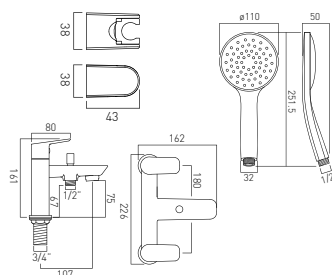
2 hole basin mixer  
single lever, wall mounted  
with oval backplate  
with water flow aerator  
2 x 1/2" female inlets  
ceramic cartridge CAR-K35B  
min-max wall mount 53-70mm  
minimum operating pressure 0.2 bar LP

chrome  
PHO-109FS/A-C/P  
**H<sub>2</sub>ECO™**  
5 l/m flow regulator fitted as standard



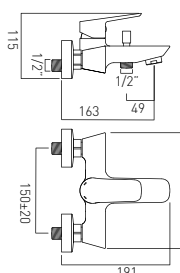
2 hole bath filler  
deck mounted  
cold ceramic cartridge C-302-RTC  
hot ceramic cartridge C-302-LTC  
2 x 3/4" x 59mm male threaded connections  
deck mount drill hole diameter 28-30mm  
minimum operating pressure 0.2 bar LP

chrome  
PHO-137-C/P



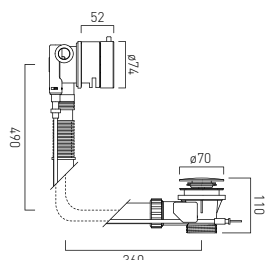
2 hole bath shower mixer  
deck mounted  
with Atmosphere single function air-injection  
shower kit  
cold ceramic cartridge C-302-RTC  
hot ceramic cartridge C-302-LTC  
2 x 3/4" x 59mm male threaded connections  
deck mount drill hole diameter 28-30mm  
minimum operating pressure 0.2 bar LP

chrome  
PHO-130+K-C/P  
**H<sub>2</sub>ECO™**  
FR-SHOWER/9-C/P



2 hole exposed bath shower mixer  
single lever, wall mounted  
with water flow aerator  
ceramic cartridge CAR-K35B  
2 x 1/2" inlets  
1 x 1/2" shower outlet  
minimum operating pressure 1.5 bar MP

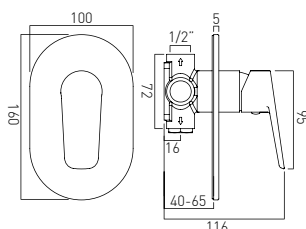
chrome  
PHO-123-C/P  
**H<sub>2</sub>ECO™**  
FR-SHOWER/9-C/P



pop-up bath filler waste and overflow  
2 x 1/2" inlets (one is blanked off)  
1.1/2" x 10mm threaded outlet connection  
min-max overflow bath thickness 1mm-11mm  
minimum operating pressure 1.0 bar MP  
  
maximum length 600mm with standard cable  
extension kit sold separately to achieve 1000mm  
WG-7/8-CABLEEXT

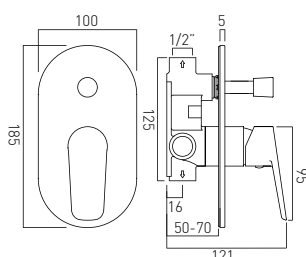
chrome  
WG-81552A-CP





concealed 1 outlet shower valve  
single lever, wall mounted  
with oval backplate  
ceramic cartridge CAR-K35A  
2 x 1/2" female inlets  
2 x 1/2" female outlets (one is blanked off)  
min-max wall mount 40-65mm  
minimum operating pressure  
0.2 bar LP (shower) 1.5 bar MP (bath)

chrome  
PHO-145A-C/P

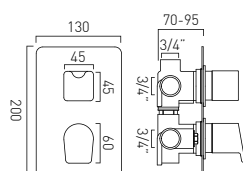


concealed 2 outlet shower valve with diverter  
single lever, wall mounted  
with oval backplate  
ceramic cartridge CAR-K35A  
2 x 1/2" female inlets  
2 x 1/2" female outlets  
min-max wall mount 50-70mm  
minimum operating pressure  
0.2 bar LP (shower) 1.5 bar MP (bath)

chrome  
PHO-147A-C/P

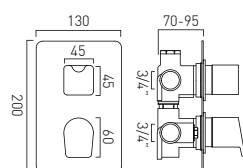


DX Photon  
concealed thermostatic shower valve  
with rectangular backplate  
includes 3/4" - 1/2" adaptors  
inc. bleed valve for system flush on installation  
min-max wall mount 70-95mm  
optimum installation depth 82mm  
minimum operating pressure  
0.2 bar LP (shower) 1.0 bar MP (bath)



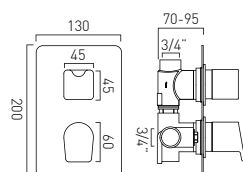
3 outlet 2 handle  
thermostatic cartridge V-704-34S  
diverter cartridge FL-804-33X/3X  
2 x 3/4" female inlets, 3 x 3/4" female outlets

chrome  
PHO-148D/3-C/P



2 outlet 2 handle  
thermostatic cartridge V-704-34S  
diverter cartridge FL-804-33X/3X  
2 x 3/4" female inlets, 2 x 3/4" female outlets

chrome  
PHO-148D/2-C/P



1 outlet 2 handle  
thermostatic cartridge V-704-34S  
flow cartridge C-301-RTC  
2 x 3/4" female inlets, 1 x 3/4" female outlets

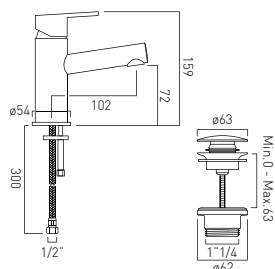
chrome  
PHO-148D-C/P



PLEASE SEE PAGE **171** FOR  
**SHOWERING SOLUTIONS**

PLEASE SEE PAGE **218** FOR  
**COORDINATING ACCESSORIES**





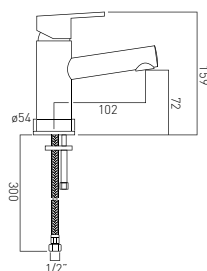
mono basin mixer  
single lever, deck mounted, smooth bodied  
with universal basin waste  
with water flow aerator  
ceramic cartridge CAR-K40A  
2 x 1/2" nut x 400mm flexipipe connection  
deck mount drill hole diameter 35mm  
minimum operating pressure 0.2 bar LP

chrome  
SEN-100F/CC-C/P



**H<sub>2</sub>ECO™**

5 l/m flow regulator fitted as standard



mono basin mixer  
single lever, deck mounted, smooth bodied  
without universal basin waste  
with water flow aerator  
ceramic cartridge CAR-K40A  
2 x 1/2" nut x 400mm flexipipe connection  
deck mount drill hole diameter 35mm  
minimum operating pressure 0.2 bar LP

chrome  
SEN-100F/SB-C/P

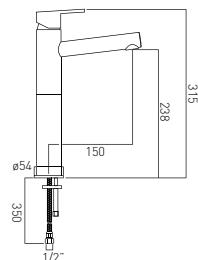


US hoses

SEN-100F/SB/US-CP

**H<sub>2</sub>ECO™**

5 l/m flow regulator fitted as standard



extended mono basin mixer  
single lever, deck mounted, smooth bodied  
without universal basin waste  
with water flow aerator  
ceramic cartridge CAR-K40A  
2 x 1/2" nut x 550mm flexipipe connections  
deck mount drill hole diameter 35mm  
minimum operating pressure 0.2 bar LP

chrome  
SEN-100EF/SB-C/P

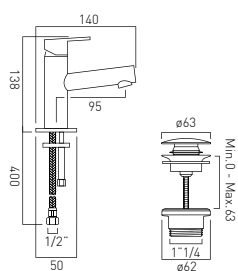


US hoses

SEN-100EF/SB/US-C/P

**H<sub>2</sub>ECO™**

5 l/m flow regulator fitted as standard



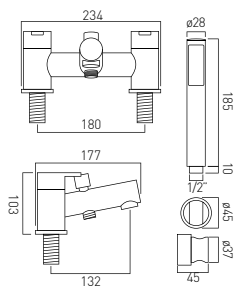
mini mono basin mixer  
single lever, deck mounted, smooth bodied  
with universal basin waste  
with water flow aerator  
ceramic cartridge C-005-N25  
2 x 1/2" nut x 400mm flexipipe connections  
deck mount drill hole diameter 35mm  
minimum operating pressure 0.5 bar LP

chrome  
SEN-100M/CC-C/P



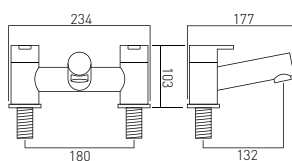
**H<sub>2</sub>ECO™**

FR-FLEX/5-PLA  
(2 are required)



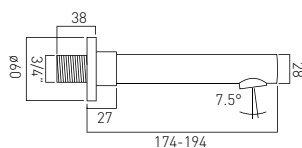
2 hole bath shower mixer  
deck mounted  
with water flow straightener  
with Zoo single function shower kit  
cold ceramic cartridge C-302-RTC  
hot ceramic cartridge C-302-LTC  
3/4" x 50mm male threaded connections  
deck mount drill hole diameter 28mm  
minimum operating pressure 0.2 bar LP

chrome  
SEN-130+K-C/P  
H<sub>2</sub>ECO™  
FR-SHOWER/9-C/P



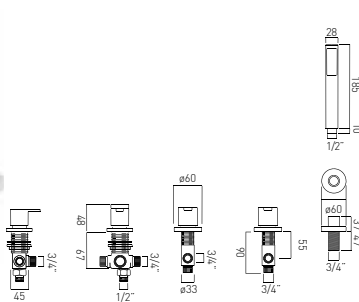
2 hole bath filler  
deck mounted  
with water flow straightener  
cold ceramic cartridge C-302-RTC  
hot ceramic cartridge C-302-LTC  
2 x 3/4" x 50mm male threaded connections  
deck mount drill hole diameter 28mm  
minimum operating pressure 0.2 bar LP

chrome  
SEN-137-C/P



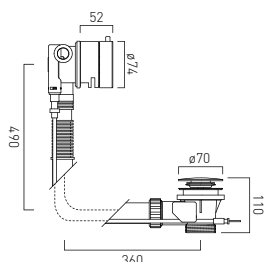
Zoo  
bath spout  
wall mounted  
3/4" inlet  
minimum operating pressure 0.2 bar LP

chrome  
ZOO-140-C/P



4 hole bath shower mixer  
deck mounted, with shower kit  
without spout  
for use with bath filler waste and overflow  
cold ceramic cartridge C-303-RTC  
hot ceramic cartridge C-303-LTC  
diverter cartridge ELE-DIVERTER/D-CART  
2 x 3/4" x 3/4" x 600mm flexipipe connections  
valve deck mount drill hole diameter 33mm  
diverter deck mount drill hole diameter 46mm  
handset deck mount drill hole diameter 27mm  
minimum operating pressure 1.0 bar MP

chrome  
SEN-135/NS-C/P  
H<sub>2</sub>eCO™  
FR-FLEXI/8-PLA

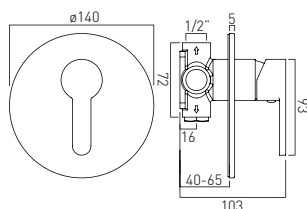


pop-up bath filler waste and overflow  
2 x 1/2" inlets (one is blanked off)  
1.1/2" x 10mm threaded outlet connection  
min-max overflow bath thickness 1mm-11mm  
minimum operating pressure 1.0 bar MP

maximum length 600mm with standard cable  
extension kit sold separately to achieve 1000mm  
WG-7/8-CABLEEXT

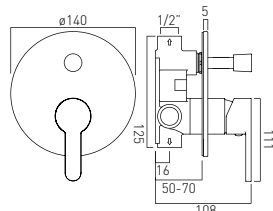
chrome  
WG-81552A-CP





concealed 1 outlet shower valve  
single lever, wall mounted  
with circular backplate  
ceramic cartridge CAR-K35A  
2 x 1/2" female inlets  
2 x 1/2" female outlets (one is blanked off)  
min-max wall mount 40-65mm  
minimum operating pressure  
0.2 bar LP (shower) 1.5 bar MP (bath)

chrome  
SEN-145A-C/P

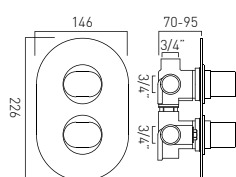


concealed 2 outlet shower valve with diverter  
single lever, wall mounted  
with circular backplate  
ceramic cartridge CAR-K35A  
2 x 1/2" female inlets  
2 x 1/2" female outlets  
min-max wall mount 50-70mm  
minimum operating pressure  
0.2 bar LP (shower) 1.5 bar MP (bath)

chrome  
SEN-147A-C/P

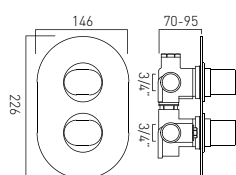


DX Life  
concealed thermostatic shower valve  
with oval backplate  
includes 3/4" - 1/2" adaptors  
inc. bleed valve for system flush on installation  
min-max wall mount 70-95mm  
optimum installation depth 82mm  
minimum operating pressure  
0.2 bar LP (shower) 1.0 bar MP (bath)



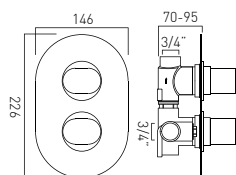
3 outlet 2 handle  
thermostatic cartridge V-704-34S  
diverter cartridge FL-804-33X/3X  
2 x 3/4" female inlets, 3 x 3/4" female outlets

chrome  
LIF-148D/3-C/P



2 outlet 2 handle  
thermostatic cartridge V-704-34S  
diverter cartridge FL-804-33X/3X  
2 x 3/4" female inlets, 2 x 3/4" female outlets

chrome  
LIF-148D/2-C/P



1 outlet 2 handle  
thermostatic cartridge V-704-34S  
flow cartridge C-301-RTC  
2 x 3/4" female inlets, 1 x 3/4" female outlets

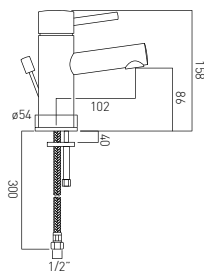
chrome  
LIF-148D-C/P



PLEASE SEE PAGE **171** FOR  
**SHOWERING SOLUTIONS**

PLEASE SEE PAGE **209** FOR  
**COORDINATING ACCESSORIES**





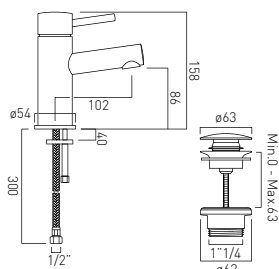
mono basin mixer  
single lever, deck mounted, with pop-up waste  
with water flow aerator  
ceramic cartridge CAR-K40A  
2 x 1/2" nut x 400mm flexipipe connection  
deck mount drill hole diameter 35mm  
minimum operating pressure 0.2 bar LP

chrome  
ZOO-100F-C/P

US hoses  
ZOO-100F/US-CP

**H<sub>2</sub>ECO™**

5 l/m flow regulator fitted as standard

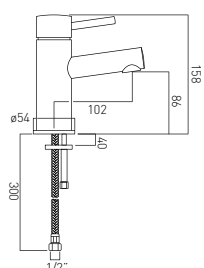


mono basin mixer  
single lever, deck mounted, smooth bodied  
with universal basin waste  
with water flow aerator  
ceramic cartridge CAR-K40A  
2 x 1/2" nut x 400mm flexipipe connection  
deck mount drill hole diameter 35mm  
minimum operating pressure 0.2 bar LP

chrome  
ZOO-100F/CC-C/P

**H<sub>2</sub>ECO™**

5 l/m flow regulator fitted as standard

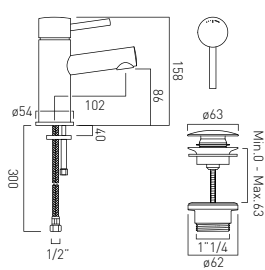


mono basin mixer  
single lever, deck mounted, smooth bodied  
without universal basin waste  
with water flow aerator  
ceramic cartridge CAR-K40A  
2 x 1/2" nut x 400mm flexipipe connection  
deck mount drill hole diameter 35mm  
minimum operating pressure 0.2 bar LP

chrome  
ZOO-100F/SB-C/P

**H<sub>2</sub>ECO™**

5 l/m flow regulator fitted as standard



mono basin mixer  
single lever, deck mounted, smooth bodied  
with EcoTurn cold start cartridge  
with universal basin waste  
with water flow aerator  
ceramic cartridge C-0010-C40  
2 x 1/2" 400mm flexipipe connection  
deck mount drill hole diameter 35mm  
minimum operating pressure 0.2 bar LP

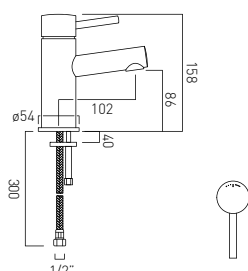
chrome  
ZOO-100FW/CC-CP

**H<sub>2</sub>ECO™**

5 l/m flow regulator fitted as standard



**ecoturn™**



mono basin mixer  
single lever, deck mounted, smooth bodied  
with EcoTurn cold start cartridge  
without universal basin waste  
with water flow aerator  
ceramic cartridge C-0010-C40  
2 x 1/2" 400mm flexipipe connection  
deck mount drill hole diameter 35mm  
minimum operating pressure 0.2 bar LP

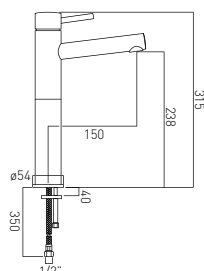
chrome  
ZOO-100FW/SB-CP

**H<sub>2</sub>ECO™**

5 l/m flow regulator fitted as standard



**ecoturn™**



extended mono basin mixer  
single lever, deck mounted, smooth bodied  
without universal basin waste  
with water flow aerator  
ceramic cartridge CAR-K40A  
2 x 1/2" nut x 550mm flexipipe connections  
deck mount drill hole diameter 35mm  
minimum operating pressure 0.2 bar LP

chrome  
ZOO-100EF/SB-C/P

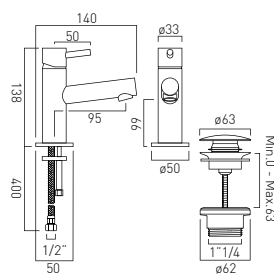
US hoses  
ZOO-100EF/SB/US-CP

**H<sub>2</sub>ECO™**

5 l/m flow regulator fitted as standard



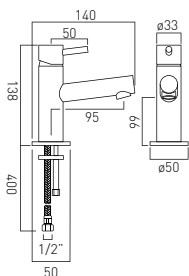




mini mono basin mixer  
single lever, deck mounted, smooth bodied  
with universal basin waste  
with water flow aerator  
ceramic cartridge C-005-N25  
2 x 1/2" nut x 400mm flexipipe connections  
deck mount drill hole diameter 35mm  
minimum operating pressure 0.5 bar LP

chrome  
Z00-100M/CC-C/P

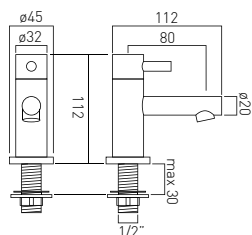
**H<sub>2</sub>ECO™**  
FR-FLEXI/5-PLA  
(2 are required)



mini mono basin mixer  
single lever, deck mounted, smooth bodied  
without universal basin waste  
with water flow aerator  
ceramic cartridge C-005-N25  
2 x 1/2" nut x 400mm flexipipe connections  
deck mount drill hole diameter 35mm  
minimum operating pressure 0.5 bar LP

chrome  
Z00-100M/SB-C/P

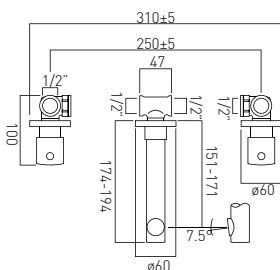
**H<sub>2</sub>ECO™**  
FR-FLEXI/5-PLA  
(2 are required)



basin pillar taps  
deck mounted  
with water flow straightener  
cold ceramic cartridge C-501-RTC  
hot ceramic cartridge C-501-LTC  
1/2" x 50mm fitted tail connections  
deck mount drill hole diameter 22mm  
minimum operating pressure 0.2 bar LP

chrome  
Z00-106-C/P

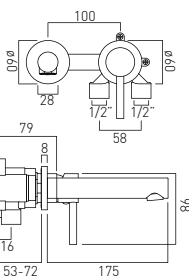
**H<sub>2</sub>ECO™**  
FR-106/4-PLA  
(2 are required)



3 hole basin mixer, wall mounted  
with water flow aerator  
cold ceramic cartridge C-206-RTC  
hot ceramic cartridge C-206-LTC  
2 x 1/2" x 1/2" (male) x 90mm straight connections  
1 x 1/2" x 1/2" x 1/2" (female) x 47mm  
T-piece connection  
min-max wall mount 45-62mm  
minimum operating pressure 0.2 bar LP

chrome  
Z00-109-C/P

**H<sub>2</sub>ECO™**  
FR-100/5-PLA

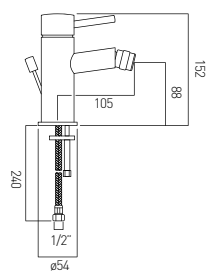


2 hole basin mixer  
single lever, wall mounted  
with water flow aerator  
ceramic cartridge CAR-K35B  
2 x 1/2" inlets  
1 x 1/2" outlet  
min-max wall mount 53-70mm  
minimum operating pressure 0.2 bar LP

chrome  
Z00-109S/A-C/P

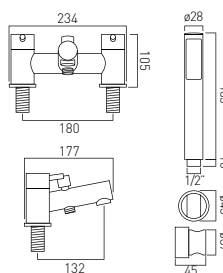
**H<sub>2</sub>ECO™**  
FR-100/5-PLA





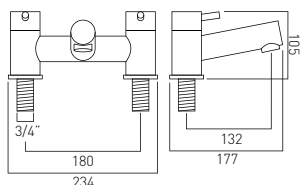
mono bidet mixer  
single lever, deck mounted  
with pop-up waste  
with water flow aerator  
ceramic cartridge CAR-K40A  
2 x 1/2" nut x 400mm flexipipe connections  
deck mount drill hole diameter 35mm  
minimum operating pressure 1.0 bar MP

chrome  
ZOO-110-C/P  
**H<sub>2</sub>ECO™**  
FR-100/5-PLA



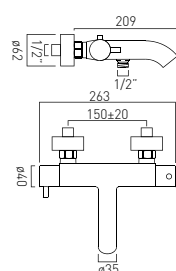
2 hole bath shower mixer  
deck mounted  
with water flow straightener  
with Zoo single function shower kit  
cold ceramic cartridge C-302-RTC  
hot ceramic cartridge C-302-LTC  
3/4" x 50mm male threaded connections  
deck mount drill hole diameter 28mm  
minimum operating pressure 0.2 bar LP

chrome  
ZOO-130-K-C/P  
**H<sub>2</sub>ECO™**  
FR-SHOWER/9-C/P



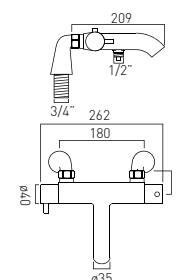
2 hole bath filler  
deck mounted  
with water flow straighteners  
cold ceramic cartridge C-302-RTC  
hot ceramic cartridge C-302-LTC  
2 x 3/4" x 50mm male threaded connections  
deck mount drill hole diameter 28mm  
minimum operating pressure 0.2 bar LP

chrome  
ZOO-137-C/P



Celsius  
exposed thermostatic bath shower mixer  
wall mounted  
with water flow aerator  
with integrated diverter  
thermostatic cartridge V-704-34S  
diverter cartridge C-801-33/2SX  
1/2" x 3/4" x 50mm eccentric threaded connections  
minimum operating pressure 1.5 bar MP

chrome  
CEL-123T-C/P  
**H<sub>2</sub>ECO™**  
FR-SHOWER/9-C/P



Celsius  
2 hole thermostatic bath shower mixer  
deck mounted  
with water flow aerator  
with integrated diverter  
thermostatic cartridge V-704-34S  
diverter cartridge C-801-33/2SX  
3/4" x 50mm threaded connection on legs  
deck mount drill hole diameter 28mm  
minimum operating pressure 1.5 bar MP

chrome  
CEL-131T-C/P  
**H<sub>2</sub>ECO™**  
FR-SHOWER/9-C/P





chrome  
CEL-131T+K-C/P  
**H<sub>2</sub>ECO™**  
FR-SHOWER/9-C/P



chrome  
Z00-135/NS-3/4-C/P  
H<sub>2</sub>ECO™  
FR-FLEXI/8-PLA

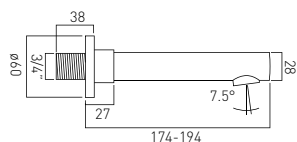


chrome  
ZOO-232NS-CP  
H<sub>2</sub>ECO™  
FR-FLEXI/8-PLA



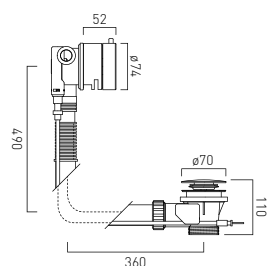
chrome  
ZOO-232-CP  
H<sub>2</sub>ECO™  
FR-FLEXI/8-PLA





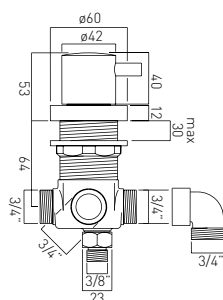
bath spout  
wall mounted  
3/4" inlet  
minimum operating pressure 0.2 bar LP

chrome  
Z00-140-C/P



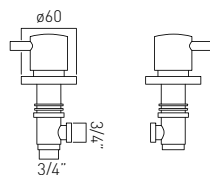
pop-up bath filler waste and overflow  
2 x 1/2" inlets (one is blanked off)  
1.1/2" x 10mm threaded outlet connection  
min-max overflow bath thickness 1mm-11mm  
minimum operating pressure 1.0 bar MP  
  
maximum length 600mm with standard cable  
extension kit sold separately to achieve 1000mm  
WG-7/8-CABLEEXT

chrome  
WG-81552A-CP



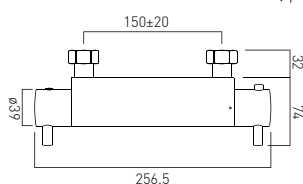
Elements  
2 outlet diverter valve, deck mounted  
ceramic cartridge ELE-DIVERTER/D-CART  
2 x 3/4" male inlets  
1 x 3/4" male outlet  
1 x 3/8" male outlet  
1 x 3/4" female to 3/4" male 90° elbow  
deck mount drill hole diameter 46mm  
minimum operating pressure 1.0 bar MP

chrome  
ELE-DIVERTER/D-C/P



pair of valves 3/4", deck mounted  
cold ceramic cartridge C-303-RTC  
hot ceramic cartridge C-303-LTC  
3/4" x 10mm thread length male inlet  
3/4" x 10mm thread length male outlet  
10mm thread length  
max bath thickness 25mm  
deck mount drill hole diameter 33mm  
minimum operating pressure 0.2 bar LP

chrome  
Z00-142/PR-3/4-C/P



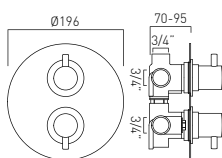
Celsius  
exposed thermostatic shower valve 1/2"  
wall mounted  
thermostatic cartridge V-001C-PLA  
flow cartridge C-202-RTC  
3/4" x 1/2" x 50mm male eccentrics  
minimum operating pressure 0.2 bar LP  
  
Compatible easy-fit brackets available page 131

chrome  
CEL-149-1/2-C/P  
  
**H2ECO™**  
FR-SHOWER/9-C/P



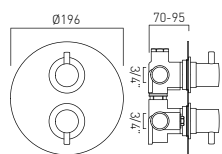


DX Celsius Round  
concealed thermostatic shower valve  
with circular backplate  
includes 3/4" - 1/2" adaptors  
inc. bleed valve for system flush on installation  
min-max wall mount 70-95mm  
optimum installation depth 82mm  
minimum operating pressure  
0.2 bar LP (shower) 1.0 bar MP (bath)



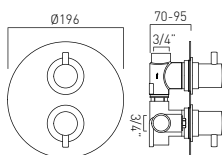
3 outlet 2 handle  
thermostatic cartridge V-704-34S  
diverter cartridge FL-804-33X/3X  
2 x 3/4" female inlets, 3 x 3/4" female outlets

chrome  
CEL-148D/3/RO-C/P



2 outlet 2 handle  
thermostatic cartridge V-704-34S  
diverter cartridge FL-804-33X/3X  
2 x 3/4" female inlets, 2 x 3/4" female outlets

chrome  
CEL-148D/2/RO-C/P

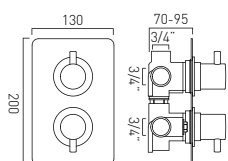


1 outlet 2 handle  
thermostatic cartridge V-704-34S  
flow cartridge C-301-RTC  
2 x 3/4" female inlets, 1 x 3/4" female outlets

chrome  
CEL-148D/RO-C/P

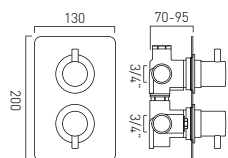


DX Celsius Square  
concealed thermostatic shower valve  
with rectangular backplate  
includes 3/4" - 1/2" adaptors  
inc. bleed valve for system flush on installation  
min-max wall mount 70-95mm  
optimum installation depth 82mm  
minimum operating pressure  
0.2 bar LP (shower) 1.0 bar MP (bath)



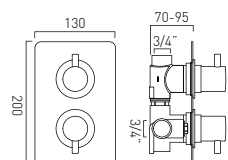
3 outlet 2 handle  
thermostatic cartridge V-704-34S  
diverter cartridge FL-804-33X/3X  
2 x 3/4" female inlets, 3 x 3/4" female outlets

chrome  
CEL-148D/3/SQ-C/P



2 outlet 2 handle  
thermostatic cartridge V-704-34S  
diverter cartridge FL-804-33X/3X  
2 x 3/4" female inlets, 2 x 3/4" female outlets

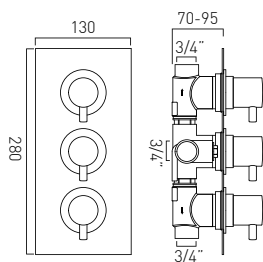
chrome  
CEL-148D/2/SQ-C/P



1 outlet 2 handle  
thermostatic cartridge V-704-34S  
flow cartridge C-301-RTC  
2 x 3/4" female inlets, 1 x 3/4" female outlets

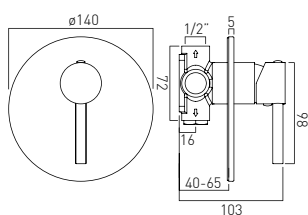
chrome  
CEL-148D/SQ-C/P





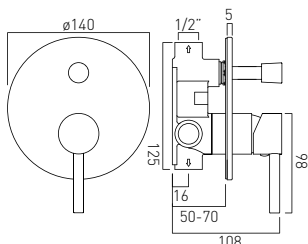
DX Celsius  
2 outlet 3 handle  
concealed thermostatic shower valve  
with rectangular backplate  
thermostatic cartridge V-704-34S  
flow cartridge C-301-RTC  
2 x 3/4" female inlets  
2 x 3/4" female outlets  
includes 3/4" - 1/2" adaptors  
inc. bleed valve for system flush on installation  
min-max wall mount 70-95mm  
optimum installation depth 82mm  
minimum operating pressure  
0.2 bar LP (shower) 1.0 bar MP (bath)

chrome  
CEL-128D/2-C/P



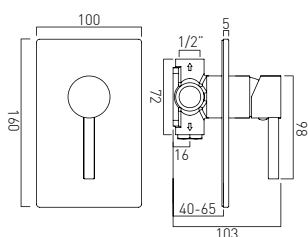
concealed 1 outlet shower valve  
single lever, wall mounted  
with circular backplate  
ceramic cartridge CAR-K35A  
2 x 1/2" female inlets  
2 x 1/2" female outlets (one is blanked off)  
min-max wall mount 40-65mm  
minimum operating pressure  
0.2 bar LP (shower) 1.5 bar MP (bath)

chrome  
Z00-145A/RO-C/P



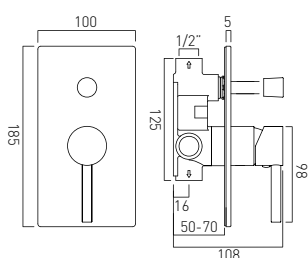
concealed 2 outlet shower valve with diverter  
single lever, wall mounted  
with circular backplate  
ceramic cartridge CAR-K35A  
2 x 1/2" female inlets  
2 x 1/2" female outlets  
min-max wall mount 50-70mm  
minimum operating pressure  
0.2 bar LP (shower) 1.5 bar MP (bath)

chrome  
Z00-147A/RO-C/P



concealed 1 outlet shower valve  
single lever, wall mounted  
with rectangular backplate  
ceramic cartridge CAR-K35A  
2 x 1/2" female inlets  
2 x 1/2" female outlets (one is blanked off)  
min-max wall mount 40-65mm  
minimum operating pressure  
0.2 bar LP (shower) 1.5 bar MP (bath)

chrome  
Z00-145A/SQ-C/P



concealed 2 outlet shower valve with diverter  
single lever, wall mounted  
with rectangular backplate  
ceramic cartridge CAR-K35A  
2 x 1/2" female inlets  
2 x 1/2" female outlets  
min-max wall mount 50-70mm  
minimum operating pressure  
0.2 bar LP (shower) 1.5 bar MP (bath)

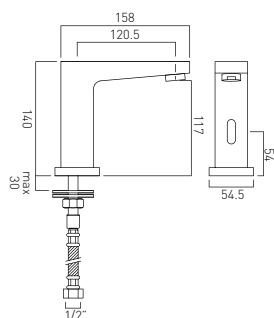
chrome  
Z00-147A/SQ-C/P



PLEASE SEE PAGE 171 FOR  
**SHOWERING SOLUTIONS**

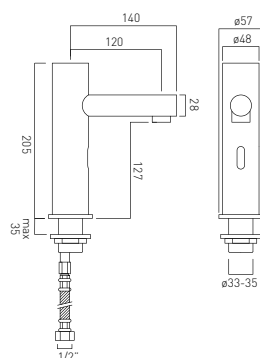
PLEASE SEE PAGE 202 FOR  
**COORDINATING ACCESSORIES**





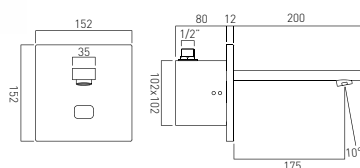
Life  
infra-red mono basin tap  
deck mounted  
with rub clean aerator  
mains or battery operated  
takes standard AA batteries  
central processing unit: IR-100/CONTROL  
minimum operating pressure 1.0 bar MP

chrome  
IR-100/LIF-C/P  
**H<sub>2</sub>ECO™**  
FR-100/5-PLA



Zoo  
infra-red mono basin tap  
deck mounted  
with rub clean aerator  
mains or battery operated  
takes standard AA batteries  
central processing unit: IR-100/CONTROL  
minimum operating pressure 1.0 bar MP

chrome  
IR-100/ZOO-C/P  
**H<sub>2</sub>ECO™**  
FR-100/5-PLA



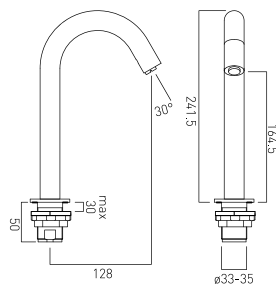
Notion  
infra-red basin tap  
with rub clean aerator  
wall mounted  
with square backplate  
mains or battery operated  
takes standard AA batteries  
central processing unit: IR-109/CONTROL  
minimum operating pressure 1.0 bar MP

chrome  
IR-109/NOT-C/P  
**H<sub>2</sub>ECO™**  
FR-100/5-PLA





**INDIVIDUAL**  
by VADO



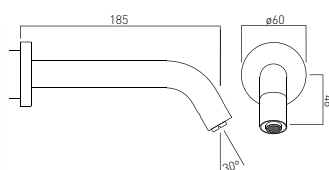
infra-red spout  
deck mounted  
mains or battery operated  
takes standard AA batteries  
minimum operating pressure 1.0 bar MP

chrome  
IR-DSPOUT-C/P



brushed black	brushed nickel
IND-IRDSPOUT-BLK	IND-IRDSPOUT-BRN
brushed gold	brushed bronze
IND-IRDSPOUT-BRG	IND-IRDSPOUT-BRZ

**INDIVIDUAL**  
by VADO



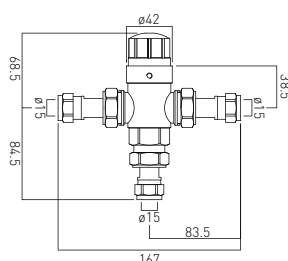
infra-red spout  
wall mounted  
with round shroud  
mains or battery operated  
takes standard AA batteries  
minimum operating pressure 1.0 bar MP

chrome  
IR-WSPOUT-C/P



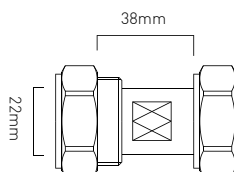
**H<sub>2</sub>ECO™**  
4 l/m flow regulator fitted as standard

brushed black	brushed nickel
IND-IRWSPOUT-BLK	IND-IRWSPOUT-BRN
brushed gold	brushed bronze
IND-IRWSPOUT-BRG	IND-IRWSPOUT-BRZ



protherm in-line thermostatic valve  
supplied with 15mm compression fittings  
22mm compression fittings available separately  
thermostatic ceramic cartridge  
minimum operating pressure 0.2 bar LP

nickel / white  
PRO-5001-N/P

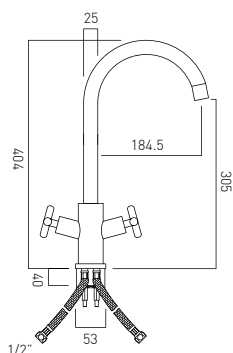


22mm compression fittings  
for use with protherm in-line thermostatic valve

chrome  
PRO-5001/C-22MM

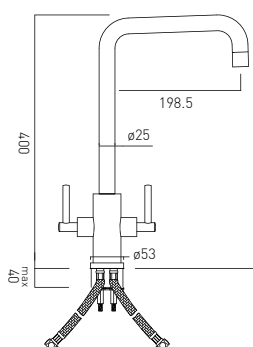






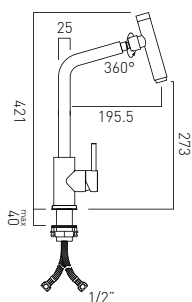
Elements  
mono kitchen mixer  
deck mounted  
with swivel spout  
cold ceramic cartridge C-207-RTC  
hot ceramic cartridge C-207-LTC  
minimum operating pressure 0.2 bar LP

stainless steel  
CUC-1063-S/S  
  
US hoses  
CUC-1063/US-SS  
  
**H<sub>2</sub>ECO™**  
FR-100/8-PLA



Spirit  
mono kitchen mixer  
deck mounted  
with swivel spout  
cold ceramic cartridge C-207-RTC  
hot ceramic cartridge C-207-LTC  
minimum operating pressure 0.2 bar LP

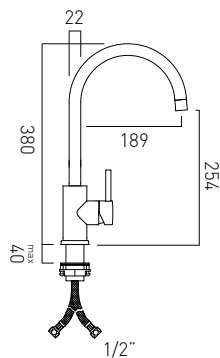
stainless steel  
CUC-1062-S/S  
  
**H<sub>2</sub>ECO™**  
FR-100/8-PLA



Accent  
mono kitchen mixer  
single lever, deck mounted  
with swivel spout  
and directional flow  
ceramic cartridge C-008-A35  
minimum operating pressure 1.0 bar MP

stainless steel  
CUC-1010-S/S  
  
US hoses  
CUC-1010/US-S/S  
  
**H<sub>2</sub>ECO™**  
FR-100/8-PLA



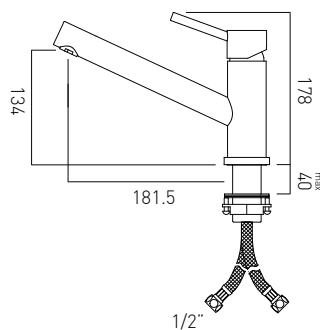


Bahr  
mono kitchen mixer  
single lever, deck mounted  
with swivel spout  
ceramic cartridge C-008-A35  
minimum operating pressure 1.0 bar MP

stainless steel  
CUC-1008-S/S



**H2ECO™**  
FR-FLEXI/3-PLA (2 are required)

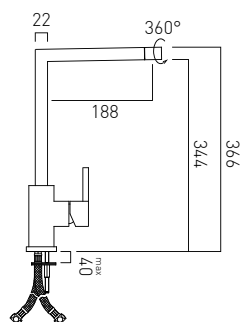



Urban  
mono kitchen mixer  
single lever, deck mounted  
with swivel spout  
ceramic cartridge C-003-N35  
minimum operating pressure 1.0 bar MP

stainless steel  
CUC-1009-S/S



**H2ECO™**  
FR-100/8-PLA



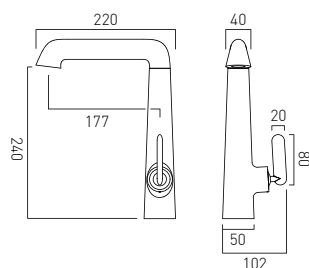
Tetra  
mono kitchen mixer  
single lever, deck mounted  
with swivel spout  
and directional flow  
ceramic cartridge C-008-A35  
minimum operating pressure 1.0 bar MP

stainless steel  
CUC-1011-S/S



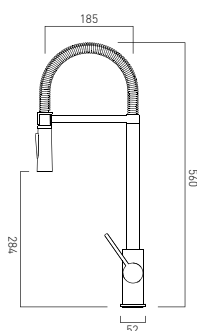
US hoses  
CUC-1011/US-SS  
**H2ECO™**  
FR-100/8-PLA

NEW



mono kitchen mixer  
single lever  
deck mounted  
with swivel spout  
with water flow aerator  
ceramic cartridge K-001-N25  
2 x 1/2" x 400mm flexpipe connections  
deck mount drill hole diameter 35mm  
minimum operating pressure 1.0 bar MP

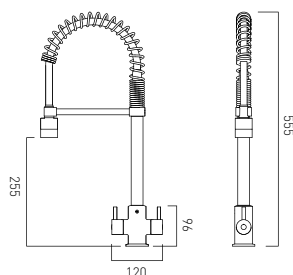
chrome  
ARR-150-CP



Zoo Professional  
mono kitchen mixer  
single lever, deck mounted  
with swivel spout  
with two function pull-out spout  
minimum operating pressure 1.0 bar MP

chrome  
CUC-3003-C/P

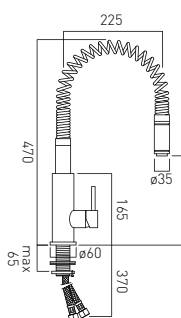
**H<sub>2</sub>ECO™**  
FR-100/8-PLA



Vibe Professional  
mono kitchen mixer  
deck mounted  
with swivel spout  
with two function pull-out spout  
cold ceramic cartridge C-502-RTC  
hot ceramic cartridge C-502-LTC  
deck mount drill hole diameter 35mm  
minimum operating pressure 1.0 bar MP

chrome  
CUC-1061-C/P

US hoses  
CUC-1061/US-C/P

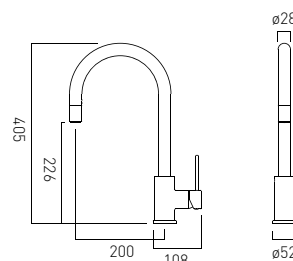


Eli  
mono kitchen mixer  
single lever, deck mounted  
with swivel spout  
with pull-out spout  
ceramic cartridge CAR-NKS-40A  
deck mount drill hole diameter 37mm  
minimum operating pressure 1.0 bar MP

chrome  
CUC-3001-C/P

US hoses  
CUC-3001/US-C/P

**H<sub>2</sub>ECO™**  
FR-100/8-PLA

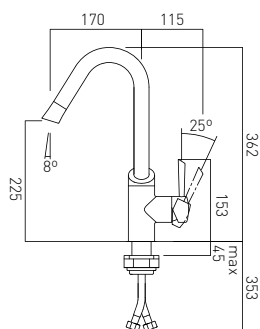


Zoo Curve  
mono kitchen mixer  
single lever, deck mounted  
with swivel spout  
with pull-out spout  
minimum operating pressure 1.0 bar MP

chrome  
CUC-3002-C/P

**H<sub>2</sub>ECO™**  
FR-100/8-PLA



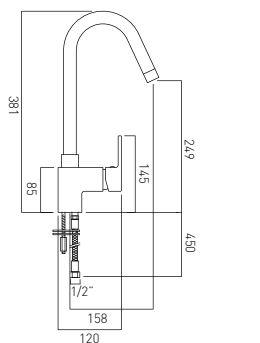


Kori  
mono kitchen mixer  
single lever, deck mounted  
with swivel spout  
ceramic cartridge CAR-NKS-40B  
deck mount drill hole diameter 34mm  
minimum operating pressure 0.2 bar LP

chrome  
CUC-1004-C/P

US hoses  
CUC-1004/US-C/P

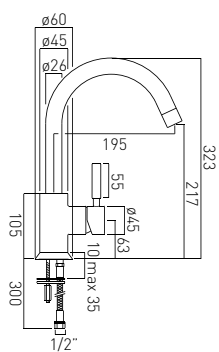
**H2ECO™**  
FR-100/8-PLA



Life  
mono kitchen mixer  
single lever, deck mounted  
with swivel spout  
with water flow aerator  
deck mount drill hole diameter 35mm  
minimum operating pressure 0.2 bar LP

chrome  
LIF-150S-C/P

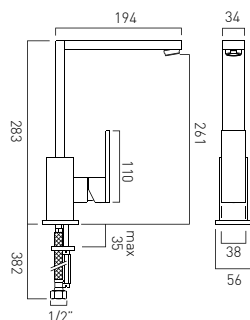
**H2ECO™**  
FR-100/8-PLA



Origins  
mono kitchen mixer  
single lever, deck mounted  
with swivel spout  
with water flow straightener  
with water flow aerator  
deck mount drill hole diameter 33mm  
minimum operating pressure 0.2 bar LP

chrome  
ORI-150S-C/P

**H2ECO™**  
FR-100/8-PLA



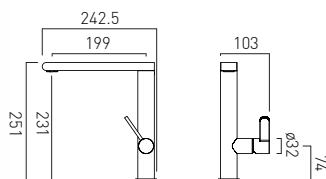
Notion  
mono kitchen mixer  
single lever, deck mounted  
spout can swivel or be fixed  
ceramic cartridge CAR-K28A  
deck mount drill hole diameter 34mm  
minimum operating pressure 1.0 bar MP

chrome  
NOT-150S-C/P

US hoses  
NOT-150S/US-C/P

**H2ECO™**  
FR-100/8-PLA

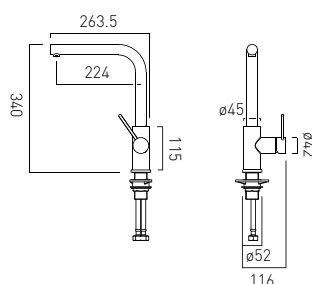




Ion  
mono kitchen mixer  
single lever, deck mounted  
with swivel spout  
ceramic cartridge C-005-N25  
minimum operating pressure 1.0 bar MP

chrome  
CUC-1006-C/P

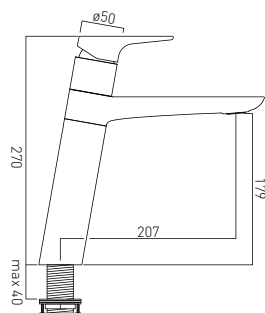
**H<sub>2</sub>ECO™**  
FR-100/8-PLA



Camber  
mono kitchen mixer  
single lever, deck mounted  
with swivel spout  
ceramic cartridge CAR-K35B  
minimum operating pressure 1.0 bar MP

chrome  
CUC-1007-C/P

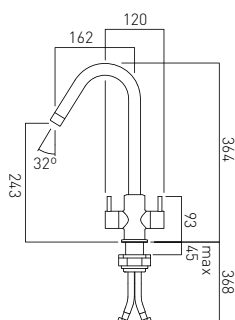
US hoses  
CUC-1007/US-CP  
**H<sub>2</sub>ECO™**  
FR-FLEXI/4-PLA  
(2 are required)



Ascent  
mono kitchen mixer  
single lever, deck mounted  
with swivel spout  
with directional aerator  
ceramic cartridge CAR-K35A  
minimum operating pressure 0.5 bar MP

chrome  
ASC-150-C/P

**H<sub>2</sub>ECO™**  
FR-100/5-B-PLA

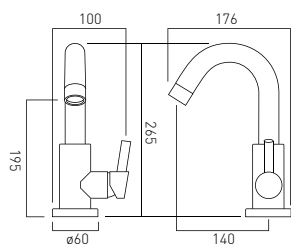


Sky  
mono kitchen mixer  
deck mounted  
with swivel spout  
cold ceramic cartridge C-502-RTC  
hot ceramic cartridge C-502-LTC  
deck mount drill hole diameter 32mm  
minimum operating pressure 0.2 bar LP

chrome  
CUC-1060-C/P

US hoses  
CUC-1060/US-C/P  
**H<sub>2</sub>ECO™**  
FR-100/8-PLA

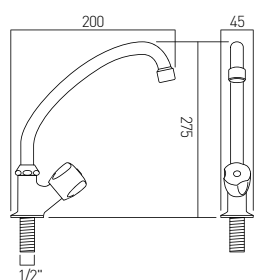




Elements Air  
mono kitchen mixer  
single lever, deck mounted  
with swivel spout  
with water flow aerator  
ceramic cartridge CAR-K35B  
2 x 1/2" nut x 400mm flexipipe connections  
deck mount drill hole diameter 32mm  
minimum operating pressure 1.0 bar MP

chrome  
ELA-150S-C/P

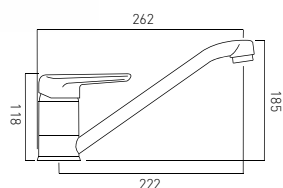
**H<sub>2</sub>ECO™**  
FR-100/8-PLA



Warwick  
sink pillar cock  
deck mounted with swivel spout  
supplied with hot and cold indices  
cold ceramic cartridge C-201-RTC  
hot ceramic cartridge C-201-LTC  
1/2" inlet  
minimum operating pressure 0.5 bar LP

chrome  
WAR-256C/CD-C/P

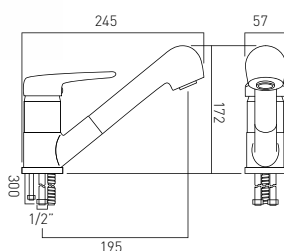
**H<sub>2</sub>ECO™**  
FR-106/4-PLA



Chelsea  
mono sink mixer  
single lever, deck mounted  
with swivel spout  
with water flow aerator  
with water flow straightener  
ceramic cartridge CAR-K40A  
2 x 1/2" nut x 300mm flexipipe connections  
deck mount drill hole diameter 35mm  
minimum operating pressure 0.2 bar LP

chrome  
CHE-150-C/P

US hoses  
CHE-150/US-C/P  
**H<sub>2</sub>ECO™**  
FR-100/5-PLA



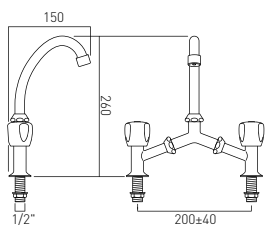
Chelsea  
mono sink mixer  
single lever, deck mounted  
with swivel spout  
with pull out hand spray  
with shower spray type head aerator  
ceramic cartridge CAR-K40A  
2 x 1/2" nut x 300mm flexipipe connections  
deck mount drill hole diameter 38mm  
minimum operating pressure 1.0 bar MP

chrome  
CHE-152-C/P

US hoses  
CHE-152/US-C/P  
**H<sub>2</sub>ECO™**  
FR-FLEXI/5-PLA  
(2 are required)



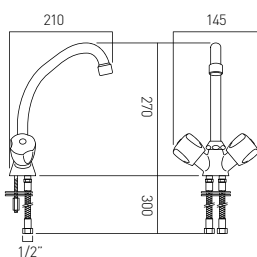




Warwick  
adjustable bridge mixer  
deck mounted with swivel spout  
with water flow straightener  
cold ceramic cartridge C-201-RTC  
hot ceramic cartridge C-201-LTC  
1/2" x 40mm threaded tail connections  
deck mount drill hole diameter 22mm  
minimum operating pressure 0.2 bar LP

chrome  
WAR-207/CD-C/P

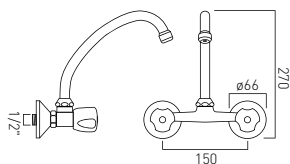
**H<sub>2</sub>ECO™**  
FR-106/4-PLA  
(2 are required)



Warwick  
mono sink mixer  
deck mounted with swivel spout  
with water flow straightener  
cold ceramic cartridge C-201-RTC  
hot ceramic cartridge C-201-LTC  
2 x 1/2" nut x 300mm flexipipe connections  
deck mount drill hole diameter 33mm  
minimum operating pressure 0.2 bar LP

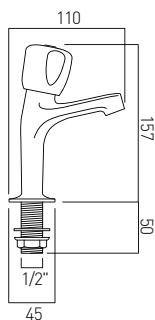
chrome  
WAR-251/CD-C/P

**H<sub>2</sub>ECO™**  
FR-FLEXI/5-PLA  
(2 are required)



Warwick  
2 hole sink mixer  
wall mounted with swivel spout  
cold ceramic cartridge C-201-RTC  
hot ceramic cartridge C-201-LTC  
1/2" x 3/4" x 40mm eccentrics  
minimum operating pressure 0.2 bar LP

chrome  
WAR-254G/CD-C/P



Warwick  
high neck sink pillar taps  
deck mounted with water flow straightener  
cold ceramic cartridge C-201-RTC  
hot ceramic cartridge C-201-LTC  
1/2" x 50mm threaded connections  
deck mount drill hole diameter 22mm  
minimum operating pressure 0.2 bar LP

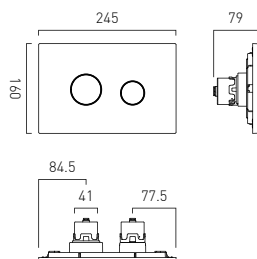
chrome  
WAR-256/CD-C/P

**H<sub>2</sub>ECO™**  
FR-106/4-PLA  
(2 are required)





NEW



horizontal round dual flush trim kit  
2 x pneumatic flush actuation controls  
easy to use push-fit pneumatic hose connections  
rectangle backplate

chrome  
WG-195-RQ-CP

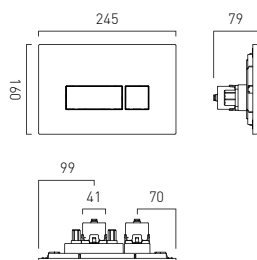


(for use with VADO flush cistern)

brushed black IND-195-RQ-BLK	brushed nickel IND-195-RQ-BRN
brushed gold IND-195-RQ-BRG	brushed bronze IND-195-RQ-BRZ

INDIVIDUAL  
by VADO

NEW



horizontal square dual flush trim kit  
2 x pneumatic flush actuation controls  
easy to use push-fit pneumatic hose connections  
rectangle backplate

chrome  
WG-195-SQ-CP

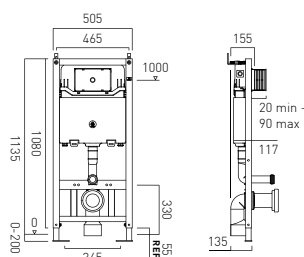


(for use with VADO flush cistern)

brushed black IND-195-SQ-BLK	brushed nickel IND-195-SQ-BRN
brushed gold IND-195-SQ-BRG	brushed bronze IND-195-SQ-BRZ

INDIVIDUAL  
by VADO

NEW

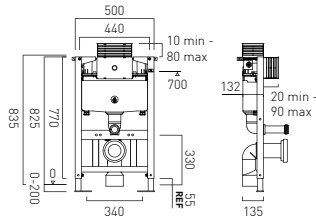


concealed standard frame cistern  
dual flush  
180mm & 230mm width centres to support wall  
hung toilet  
250mm leg height adjustment  
frame supports 400kg weight  
30mm soil pipe height adjustment  
block wall and stud frame fixing brackets  
included  
top mounted 1/2" inlet  
integral internal 1/4 turn lever isolation valve  
integral internal debris filter  
finished height fixing location marking  
flush plate depth tolerance of 70mm  
pre-set flush volume 6ltr & 3ltr  
flush volume adjustable to 4ltr & 2.6ltr  
front actuation

WG-095-F/C



NEW

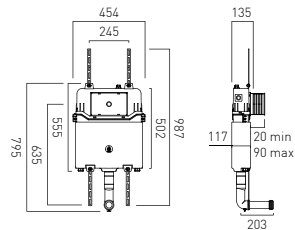


concealed short frame cistern  
dual flush  
180mm & 230mm width centres to support wall hung toilet  
250mm leg height adjustment  
frame supports 400kg weight  
30mm soil pipe height adjustment  
block wall and stud frame fixing brackets included  
side mounted 1/2" inlet  
integral internal 1/4 turn lever isolation valve  
integral internal debris filter  
finished height fixing location marking  
flush plate depth tolerance of 70mm  
pre-set flush volume 6ltr & 3ltr  
flush volume adjustable to 4ltr & 2.6ltr  
front or top actuation

WG-095S-F/C



NEW

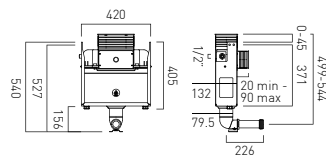


concealed standard cistern  
to suit back-to-wall type toilet pan  
dual flush  
mounting kit included  
top mounted 1/2" inlet  
integral internal 1/4 turn lever isolation valve  
integral internal debris filter  
flush plate depth tolerance of 70mm  
front actuation

WG-095-C



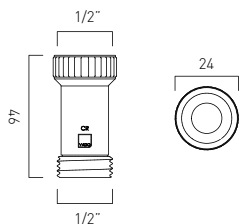
NEW



concealed short cistern  
to suit back-to-wall type toilet pan  
dual flush  
mounting kit included  
top mounted 1/2" inlet  
integral internal 1/4 turn lever isolation valve  
integral internal debris filter  
front actuation flush plate depth tolerance of 70mm  
top actuation flush plate depth tolerance of 45mm  
pre-set flush volume 6ltr & 3ltr  
flush volume adjustable to 4ltr & 2.6ltr  
front or top actuation

WG-095S-C





INDIVIDUAL  
by VADO

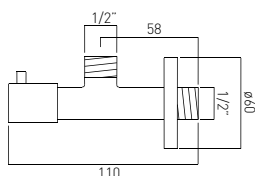
Exposed 1/2" Double Check Valve  
1/2" BSP female inlet connection  
1/2" BSP Male outlet connection  
knurled grip to aid installation  
type ED double check valve  
suitable for Fluid Category 3 risks

chrome  
WG-DCV-1/2-CP



brushed black  
IND-DCV-1/2-BLK  
brushed gold  
IND-DCV-1/2-BRG

brushed nickel  
IND-DCV-1/2-BRN  
brushed bronze  
IND-DCV-1/2-BRZ



INDIVIDUAL  
by VADO

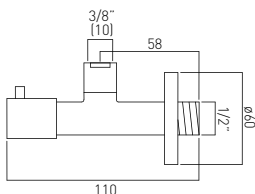
contemporary 1/4 turn angle valve  
wall mounted  
with integrated filter  
ceramic cartridge  
1/2" inlet  
1/2" outlet

chrome  
PEX-230-C/P



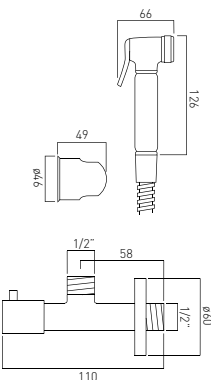
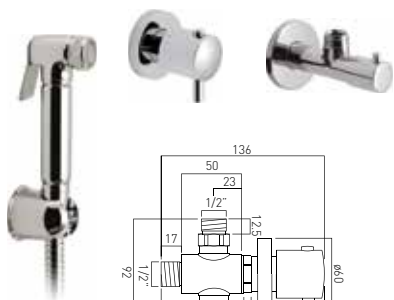
brushed black  
IND-230-BLK  
brushed gold  
IND-230-BRG

brushed nickel  
IND-230-BRN  
brushed bronze  
IND-230-BRZ



contemporary 1/4 turn angle valve  
wall mounted  
with integrated filter  
ceramic cartridge  
1/2" inlet  
10mm compression outlet  
or 3/8" threaded male outlet

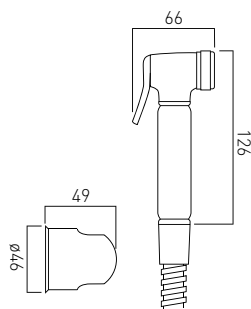
chrome  
PEX-221-C/P



luxury shattaf kit  
with concealed thermostatic mixing valve  
and angle valve  
with 150cm hose and wall bracket  
wall mounted  
mixing valve thermostatic cartridge V-0010-PLA  
minimum operating pressure 1.0 bar MP

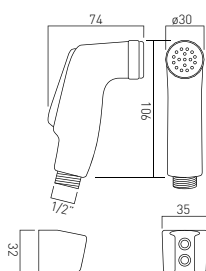
chrome  
XSH-SHATTAF/163-C/P





luxury brass shattaf handset  
100cm hose and wall bracket  
wall mounted  
minimum operating pressure 1.0 bar MP

chrome  
XSH-LUXSHATTAF100-CP



shattaf kit  
wall mounted  
120cm hose  
minimum operating pressure 1.0 bar MP

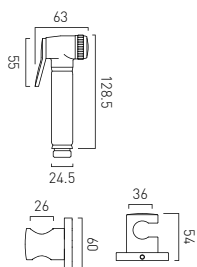
chrome  
PEX-SHATTAF-C/P

black / chrome  
PEX-SHATTAF-B/C

white / chrome  
PEX-SHATTAF-W/C

H<sub>2</sub>ECO™  
FR-SHOWER/9-C/P

NEW



luxury brass shattaf handset  
wall mounted  
with 100cm hose and wall bracket  
minimum operating pressure 0.2 LP

brushed black  
IND-SHATTAF-BLK

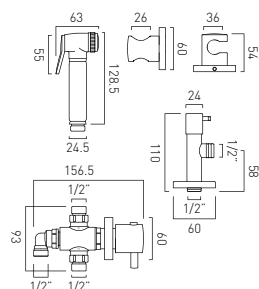


brushed gold  
IND-SHATTA-F-BRG

brushed nickel  
IND-SHATTAF-BRN

brushed bronze  
IND-SHATTAF-BRZ

**INDIVIDUAL**  
by VADO



luxury shattaf kit  
wall mounted  
with concealed thermostatic mixing valve  
and angle valve  
with 100cm hose and wall bracket  
mixing valve thermostatic cartridge V-001D-PLA  
minimum operating pressure 0.2 LP

brushed black  
IND-SHATTAF/163-BLK



brushed gold  
IND-SHATTAF/163-BRG

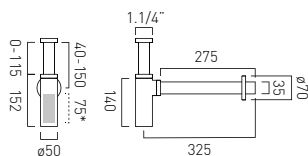
brushed nickel  
IND-SHATTAF/163-BRN

brushed bronze  
IND-SHATTAFF/163-BRZ



INDIVIDUAL  
by VADO

INDIVIDUAL  
by VADO



\*75mm water trap seal

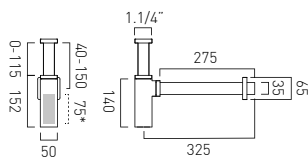
contemporary round bottle trap  
35mm x 300mm pipe connections  
min-max vertical adjustment 40-150mm to  
outlet centre

chrome  
WG-461/RO-CP



polished black  
IND-461/RO-PB  
brushed black  
IND-461/RO-BLK  
brushed gold  
IND-461/RO-BRG


brushed nickel  
IND-461/RO-BRN  
brushed bronze  
IND-461/RO-BRZ



\*75mm water trap seal

contemporary square bottle trap  
35mm x 300mm pipe connections  
min-max vertical adjustment 40-150mm to  
outlet centre

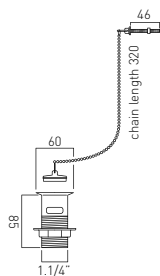
chrome  
WG-461/SQ-CP



bottle trap  
32mm x 400mm pipe connections  
min-max vertical adjustment 60-140mm to  
outlet centre

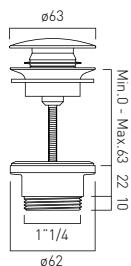
chrome  
PEX-460-1.1/4-C/P





basin waste, metal plug and chain  
1.1/4" x 55mm threaded connections

chrome  
PEX-KITA-C/P



universal basin waste  
easily converts into a slotted or unslotted waste  
clac-clac or free-flow

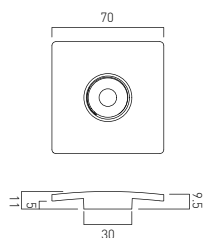
chrome  
WG-395-C/P



polished black  
IND-395-PB  
brushed black  
IND-395-BLK  
brushed gold  
IND-395-BRG

brushed nickel  
IND-395-BRN  
brushed bronze  
IND-395-BRZ

INDIVIDUAL  
by VADO



square  
basin waste cover  
to suit WG-395-C/P

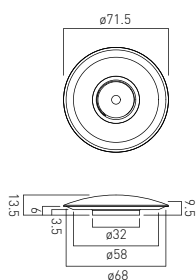
chrome  
WG-395-CAP/SQ-C/P



brushed black  
IND-395CAP/SQ-BLK  
brushed gold  
IND-395CAP/SQ-BRG

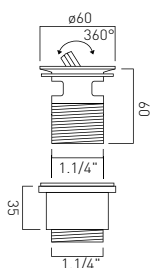
brushed nickel  
IND-395CAP/SQ-BRN  
brushed bronze  
IND-395CAP/SQ-BRZ

INDIVIDUAL  
by VADO



white ceramic  
basin waste cover  
to suit WG-395-C/P

ceramic  
WG-395-CAP/RO-WHT

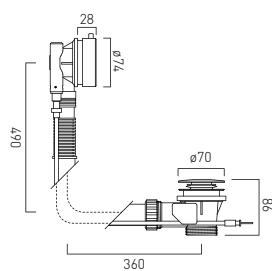


slotted captive basin waste  
flip top waste  
1.1/4" x 10mm threaded connections

chrome  
PEX-392-S-C/P



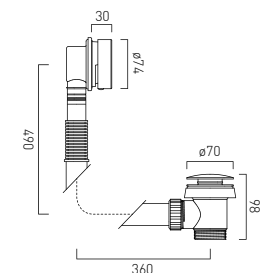




pop-up bath waste and overflow  
1.1/2" x 10mm threaded outlet connection  
min-max overflow bath thickness 1mm-11mm

maximum length 600mm with standard cable  
extension kit sold separately to achieve 1000mm  
WG-7/8-CABLEEXT

chrome  
WG-71552A-CP



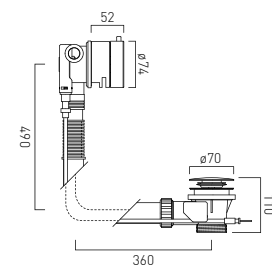
clic-clac bath waste and overflow  
1.1/2" x 10mm threaded outlet connection  
min-max overflow bath thickness 1mm-14mm

chrome  
WG-71389-C/P



polished black  
IND-71389/RO-PB  
brushed black  
IND-71389/RO-BLK  
brushed gold  
IND-71389/RO-BRG  
brushed nickel  
IND-71389/RO-BRN  
brushed bronze  
IND-71389/RO-BRZ

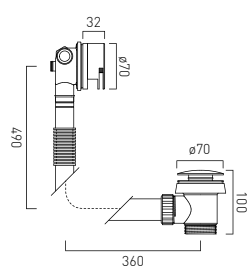
INDIVIDUAL  
by VADO



pop-up bath filler waste and overflow  
2 x 1/2" inlets (one is blanked off)  
1.1/2" x 10mm threaded outlet connection  
min-max overflow bath thickness 1mm-11mm  
minimum operating pressure 1.0 bar MP

maximum length 600mm with standard cable  
extension kit sold separately to achieve 1000mm  
WG-7/8-CABLEEXT

chrome  
WG-81552A-CP



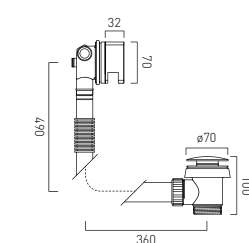
clic-clac bath filler waste and overflow  
2 x 1/2" inlets (one is blanked off)  
1.1/2" x 10mm threaded outlet connection  
min-max overflow bath thickness 1mm-21mm  
minimum operating pressure 1.0 bar MP

chrome  
WG-81389-C/P



brushed black  
IND-81389/RO-BLK  
brushed gold  
IND-81389/RO-BRG  
brushed nickel  
IND-81389/RO-BRN  
brushed bronze  
IND-81389/RO-BRZ

INDIVIDUAL  
by VADO



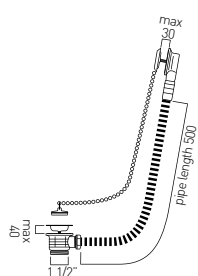
clic-clac bath filler waste and overflow  
2 x 1/2" inlets (one is blanked off)  
1.1/2" x 10mm threaded outlet connection  
min-max overflow bath thickness 1mm-21mm  
minimum operating pressure 1.0 bar MP

chrome  
WG-81389/SQ-C/P



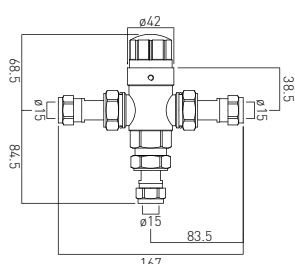
polished black  
IND-81389/SQ-PB

INDIVIDUAL  
by VADO



stowaway bath waste  
metal plug and chain  
1.1/2" x 15mm threaded connections

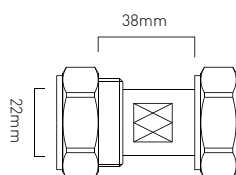
chrome  
PEX-KITB-STOW-C/P



protherm in-line thermostatic valve  
supplied with 15mm compression fittings  
22mm compression fittings available separately  
thermostatic ceramic cartridge

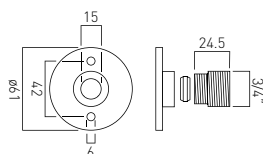
minimum operating pressure 0.2 bar LP

nickel / white  
PRO-5001-N/P



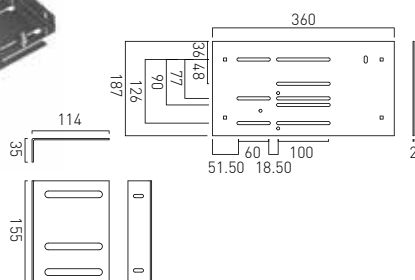
22mm compression fittings  
for use with protherm in-line thermostatic valve

chrome  
PRO-5001/C-22MM



pair of easy-fix shower brackets with shrouds  
wall mounted  
15mm compression connection

chrome  
WG-049BRACK+SHR-C/P



concealed wall bracket  
for mounting VADO thermostatic  
shower valves in stud walls  
min-max span 360-523  
see page 305 for more information

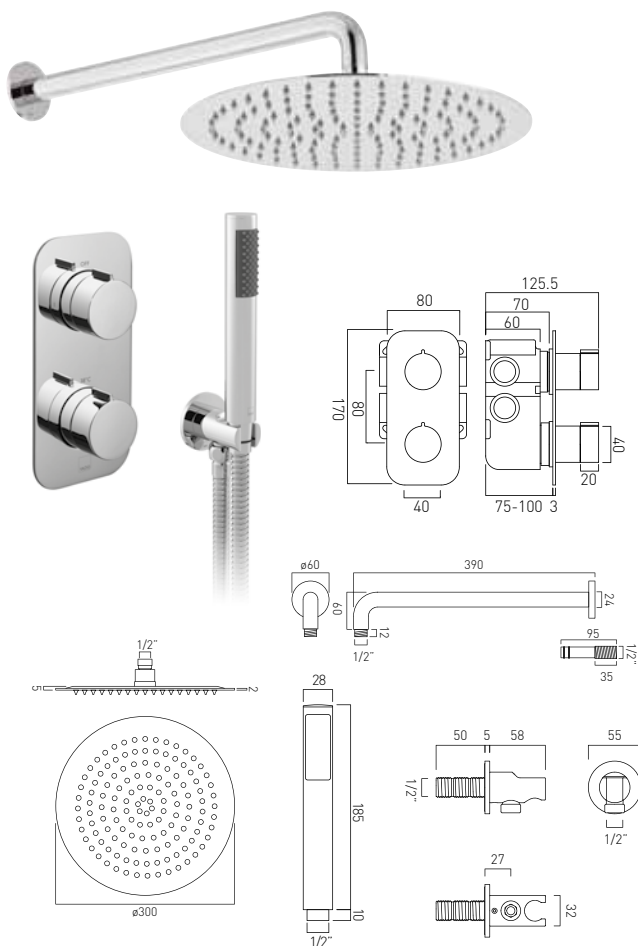
nickel  
WG-STUDFAST-C-S/S





Showering Packages

VADO



## Tablet Altitude Vertical

thermostatic cartridge V-704-34S  
diverter cartridge FL-802-33/2MX  
minimum operating pressure 1.0 bar MP

TAB-148/2-ALT-C/P  
AQB-RO/30/SA-C/P  
ZOO-SFMKWQ-C/P

chrome  
TAB-1721/ALT-CP

**H<sub>2</sub>Eco™**  
FR-SHOWER/9-PLA  
(fixed head)



## Tablet Notion Vertical

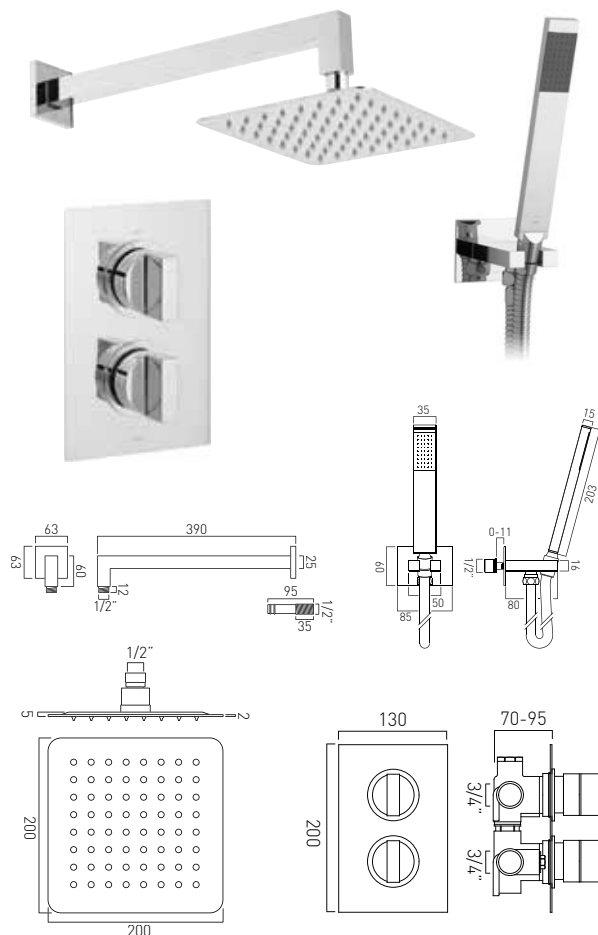
thermostatic cartridge V-704-34S  
diverter cartridge FL-802-33/2MX  
minimum operating pressure 1.0 bar MP

TAB-148/2-NOT-C/P  
AQB-20X30/SA/A-C/P  
INS-SFMKWO-C/P

chrome  
TAB-1721/NOT-CP

**H<sub>2</sub>ECO™**  
FR-SHOWER/9-PLA  
(fixed head)





## Notion

- 2 outlet thermostatic shower valve
- Aquablade 200mm square head with shower arm
- Instinct single function mini shower kit with integrated outlet

thermostatic cartridge V-704-34S  
diverter cartridge FL-804-33X/3X  
minimum operating pressure 0.2 bar LP

kit comprises:

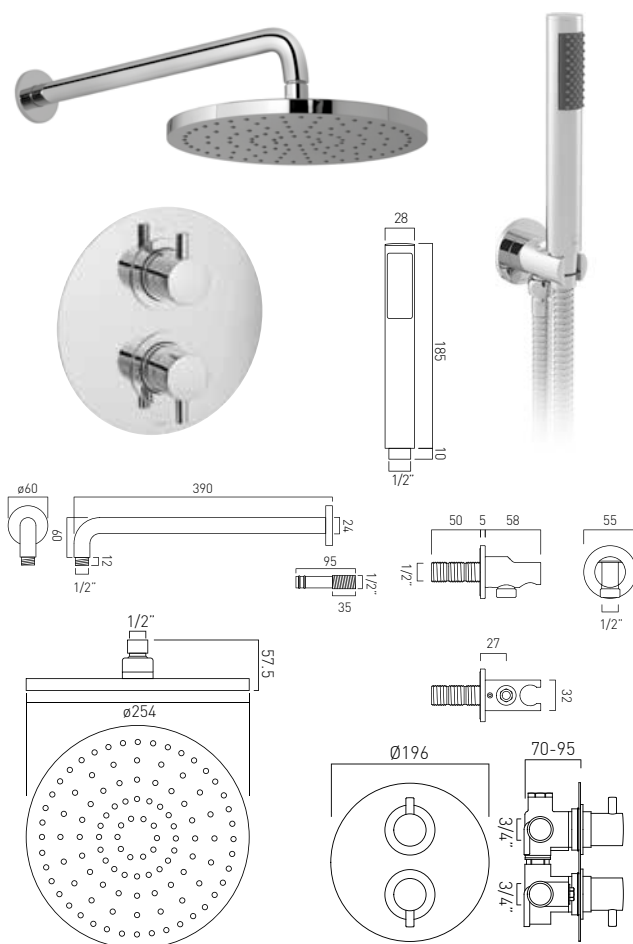
**NOT-148D/2-C/P**  
**AQB-SQ/20/SA/A-C/P**  
**INS-SFMKW0-C/P**

2 x 3/4" female inlets  
2 x 3/4" female outlets  
includes 3/4" - 1/2" adaptors  
inc. bleed valve for system flush on installation  
min-max wall mount 70-95mm  
optimum installation depth 82mm

chrome  
DX-172251-NOT-CP

**H2ECO™**  
FR-SHOWER/9-C/P  
(handset)

**H2ECO™**  
FR-SHOWER/9-PLA  
(fixed head)



## Celsius

- 2 outlet thermostatic shower valve
- Saturn 254mm head with shower arm
- Zoo single function mini shower kit with integrated outlet

thermostatic cartridge V-704-34S  
diverter cartridge FL-804-33X/3X  
minimum operating pressure 0.2 bar LP

kit comprises:

**CEL-148D/2/RO-C/P**  
**WG-SATURN2/SA-C/P**  
**ZOO-SFMKW0-C/P**

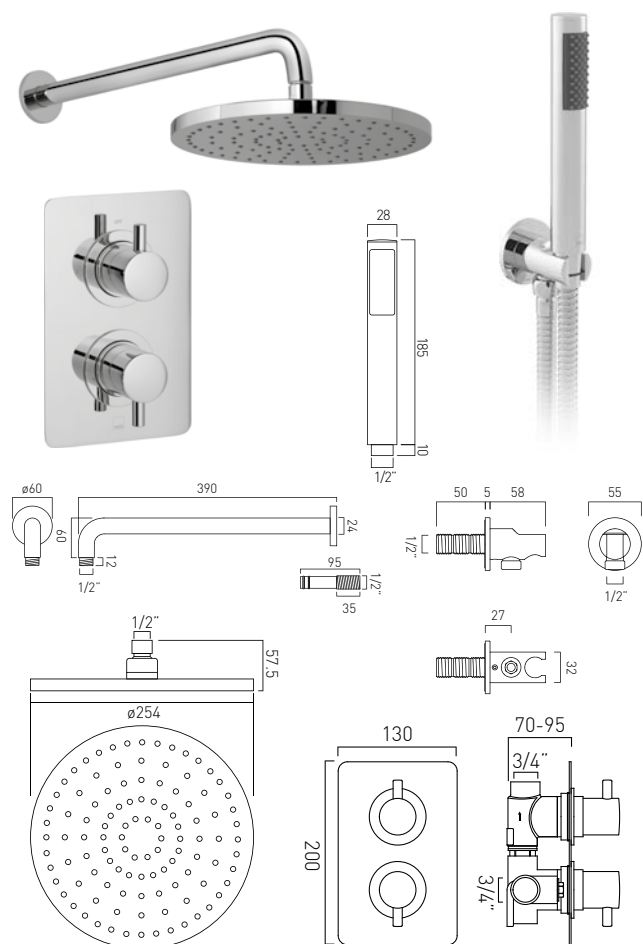
2 x 3/4" female inlets  
2 x 3/4" female outlets  
includes 3/4" - 1/2" adaptors  
inc. bleed valve for system flush on installation  
min-max wall mount 70-95mm  
optimum installation depth 82mm

chrome  
DX-172251-CELRO-CP

**H2ECO™**  
FR-SHOWER/9-C/P  
(handset)

**H2ECO™**  
FR-SHOWER/9-PLA  
(fixed head)





Celsius

- 2 outlet thermostatic shower valve
- Saturn 254mm head with shower arm
- Zoo single function mini shower kit with integrated outlet

thermostatic cartridge V-704-34S  
diverter cartridge FL-804-33X/3X  
minimum operating pressure 0.2 bar LP

Kit comprises:

**CEL-148D/2/SQ-C/P**  
**WG-SATURN2/SA-C/P**  
**ZOO-SFMKW0-C/P**

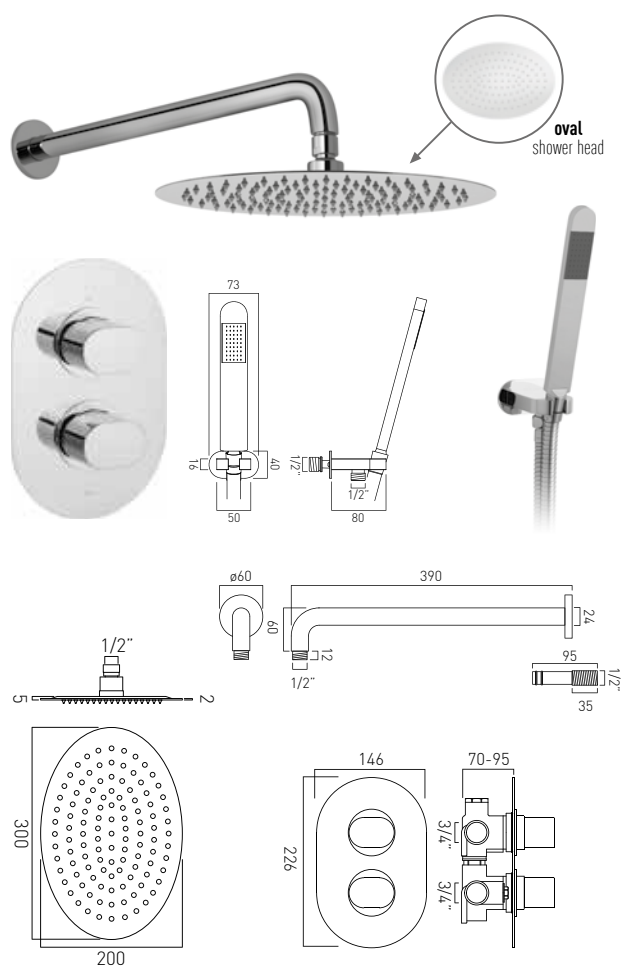
2 x 3/4" female inlets  
2 x 3/4" female outlets  
includes 3/4" - 1/2" adaptors  
inc. bleed valve for system flush on installation  
min-max wall mount 70-95mm  
optimum installation depth 82mm

chrome  
DX-172251-CELSQ-CP



**H2ECO™**  
FR-SHOWER/9-C/P  
(handset)

**H2ECO™**  
FR-SHOWER/9-PLA  
(fixed head)



Life

- 2 outlet thermostatic shower valve
- Aquablade 200mm x 300mm oval head with shower arm
- Life single function mini shower kit with integrated outlet

thermostatic cartridge V-704-34S  
diverter cartridge FL-804-33X/3X  
minimum operating pressure 1.0 bar MP

Kit comprises:

**LIF-148D/2-C/P**  
**AQB-0V/30/SA-C/P**  
**LIF-SFMKW0-C/P**

2 x 3/4" female inlets  
2 x 3/4" female outlets  
includes 3/4" - 1/2" adaptors  
inc. bleed valve for system flush on installation  
min-max wall mount 70-95mm  
optimum installation depth 82mm

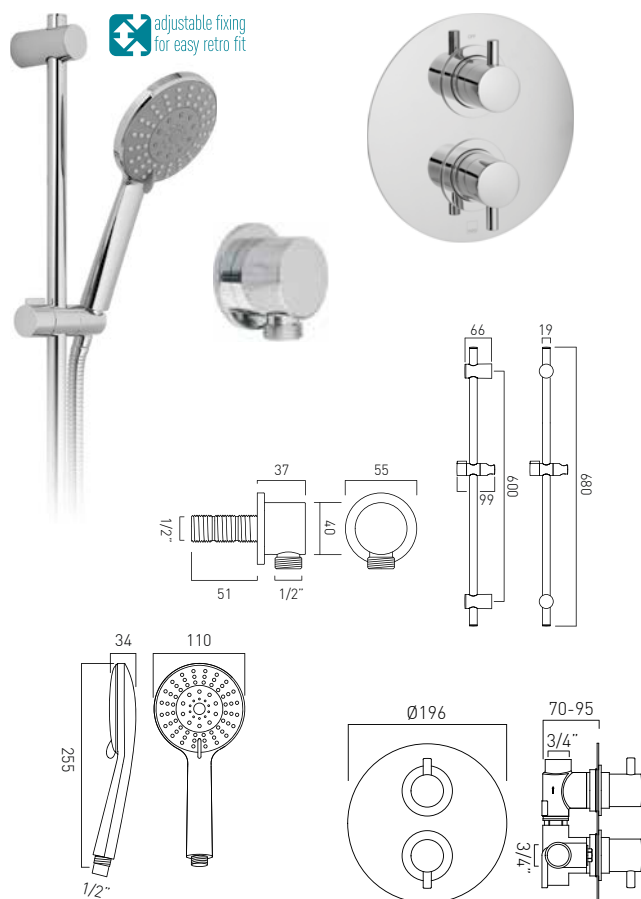
chrome  
DX-172251-LIF-CP



**H2ECO™**  
FR-SHOWER/9-C/P  
(handset)

**H2ECO™**  
FR-SHOWER/9-PLA  
(fixed head)





Celsius

- 1 outlet thermostatic shower valve
- Evolve 4 function slide rail shower kit
- Elements wall outlet

thermostatic cartridge V-704-34S  
flow cartridge C-301-RTC  
minimum operating pressure 0.2 bar LP

kit comprises:

CEL-148D/RO-C/P

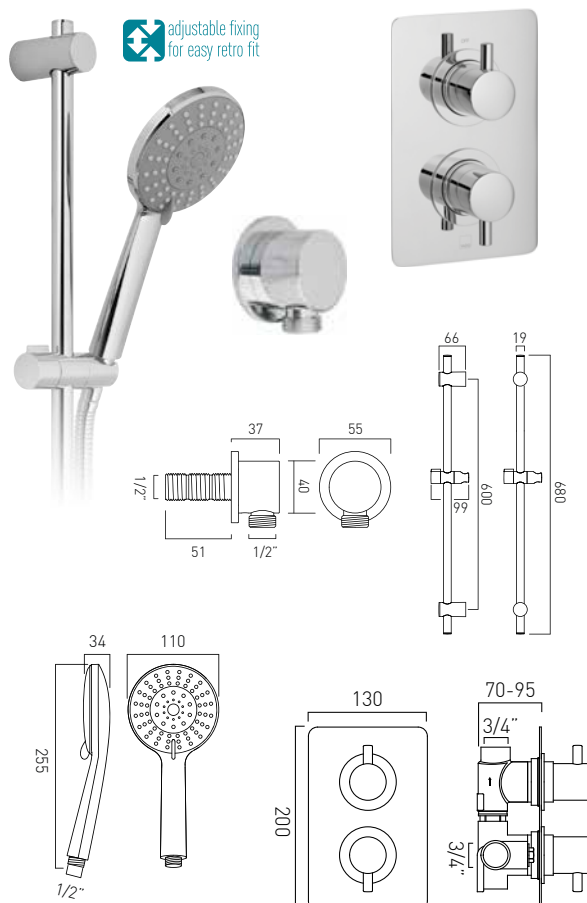
EVO-MFSRK-DB-C/P

ELE-OUTLET2-CP

2 x 3/4" female inlets  
1 x 3/4" female outlets  
includes 3/4" - 1/2" adaptors  
inc. bleed valve for system flush on installation  
min-max wall mount 70-95mm  
optimum installation depth 82mm

chrome  
DX-17120-CELRO-CP

FR-SHOWER/9-C/P



Celsius

- 1 outlet thermostatic shower valve
- Evolve 4 function slide rail shower kit
- Elements wall outlet

thermostatic cartridge V-704-34S  
flow cartridge C-301-RTC  
minimum operating pressure 0.2 bar LP

kit comprises:

CEL-148D/SQ-C/P

EVO-MFSRK-DB-C/P

ELE-OUTLET2-CP

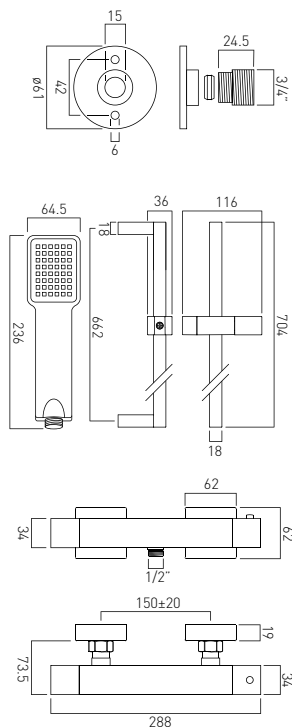
2 x 3/4" female inlets  
1 x 3/4" female outlets  
includes 3/4" - 1/2" adaptors  
inc. bleed valve for system flush on installation  
min-max wall mount 70-95mm  
optimum installation depth 82mm

chrome  
DX-17120-CELSQ-CPH<sub>2</sub>eCO™

FR-SHOWER/9-C/P







Té

- Exposed square thermostatic 1/2" shower valve
- V2 single function slide rail shower kit
- easy-fit wall mounting brackets

thermostatic cartridge V-703-34S  
flow cartridge TE-002B-1/2  
minimum operating pressure 0.2 bar LP

kit comprises:

**WG-V2KIT-C/P**

**TE-149T-C/P**

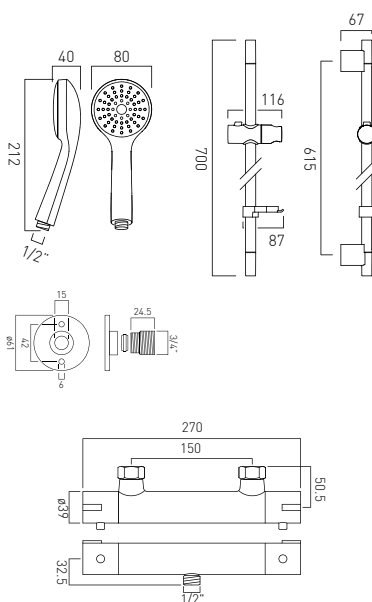
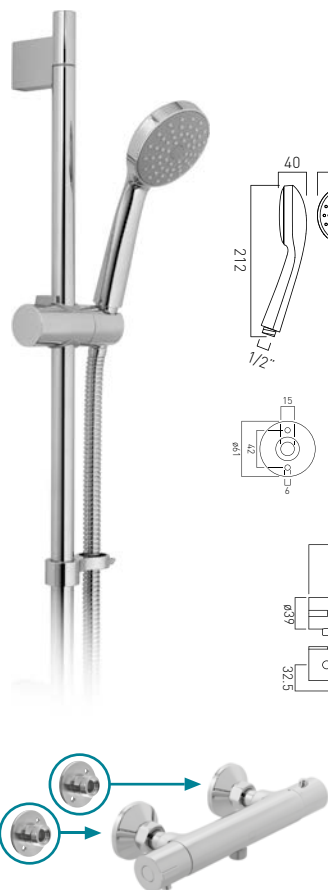
**WG-049BRACK+SHR-C/P**

chrome

WG-TEBOX149/B-1/2-CP

**H2ECO™**

FR-SHOWER/9-C/P



Prima

- exposed round thermostatic 1/2" shower valve
- Eris single function slide rail shower kit
- wall mounting brackets

thermostatic cartridge V-703-34S  
flow cartridge C-203-RTC  
minimum operating pressure 0.2 bar LP

kit comprises:

**ERI-SFSRK-DB-C/P**

**DGS-149-1/2-C/P**

**WG-049BRACK+SHR-C/P**

chrome


PRIMABOX4/B-SF-C/P

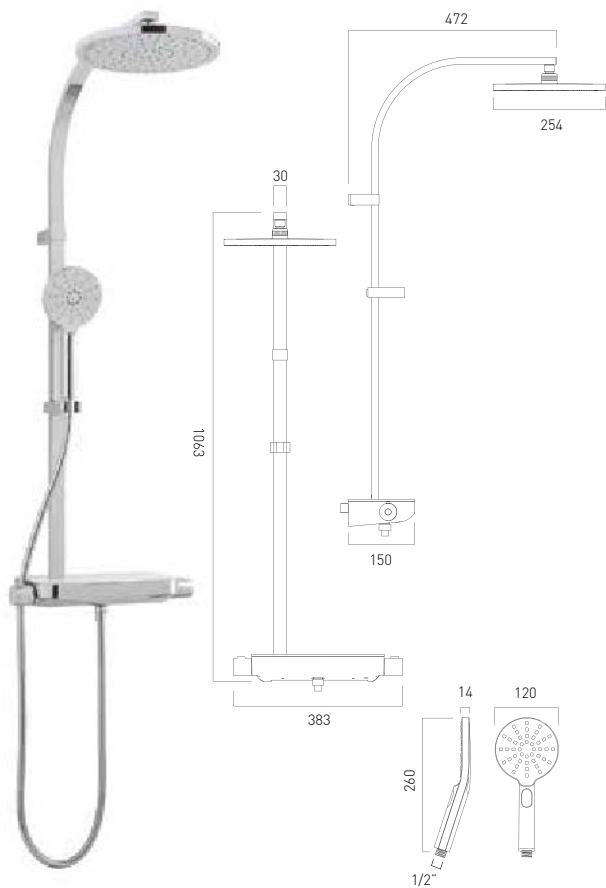
**H2ECO™**

FR-SHOWER/9-C/P









#### Strata

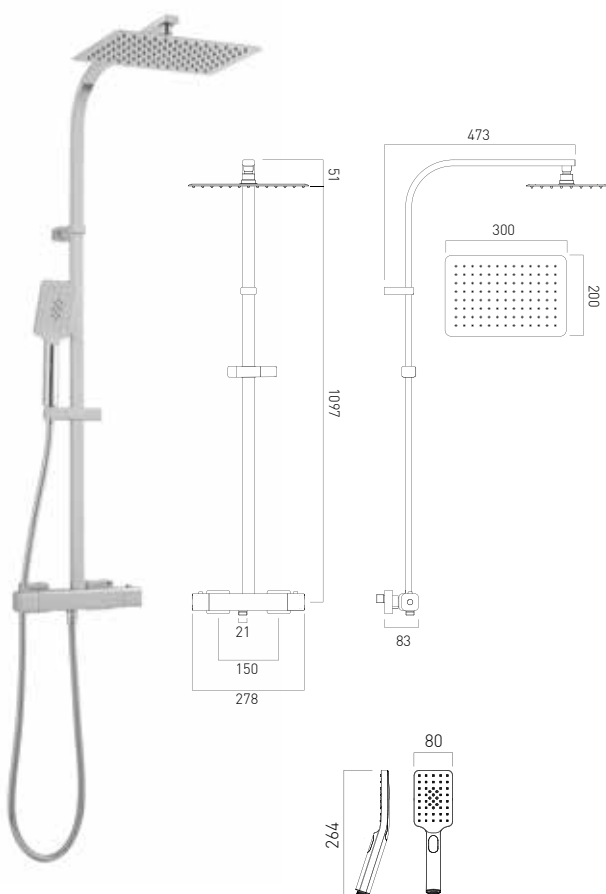
- thermostatic shower valve with integrated diverter and rigid riser
- glass topped valve doubles as a shelf
- Saturn 254mm (10") round shower head
- Nebula round 3 function shower handset
- easy-fit brackets included

thermostatic cartridge V-703-34S  
flow cartridge STRA-002A-PLA  
minimum operating pressure 1.0 bar MP

chrome  
STRA-149RRK-CP

**H2ECO™**  
FR-SHOWER/9-C/P  
(handset)

**H2ECO™**  
FR-SHOWER/9-PLA  
(fixed head)



#### Phase

- square thermostatic shower valve with integrated diverter and rigid riser
- Aquablade 300mm x 200mm rectangular shower head
- Nebula square 3 function shower handset
- 15mm depth adjustment tolerance:  
min 65mm – max 80mm
- offset connectors and easy-fit bracket included

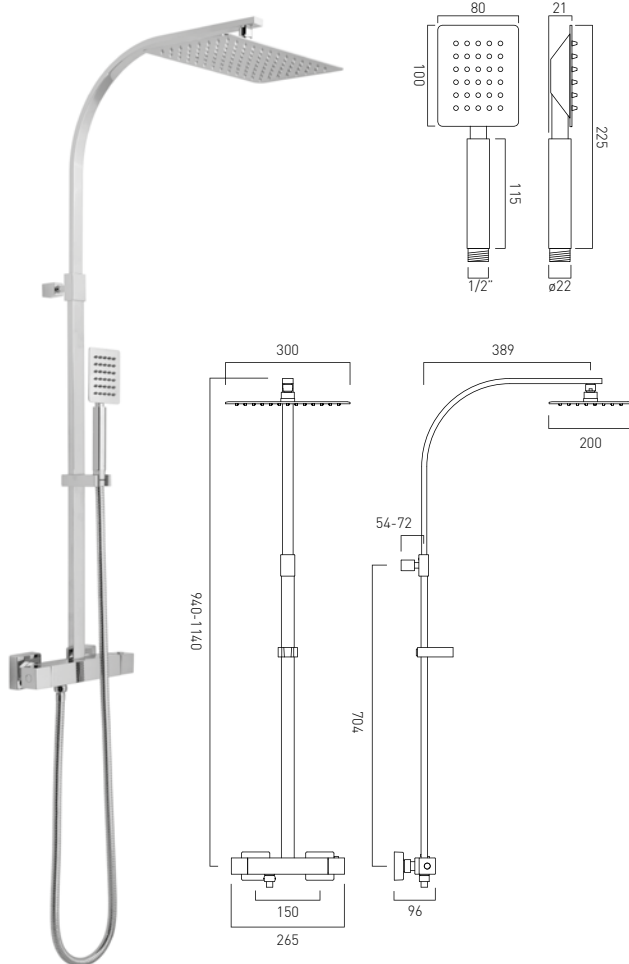
thermostatic cartridge V-703-34S  
flow cartridge VEL-002A-C/P  
minimum operating pressure 1.0 bar MP

chrome  
PHA-149RRK-CP

**H2ECO™**  
FR-SHOWER/9-C/P  
(handset)

**H2ECO™**  
FR-SHOWER/9-PLA  
(fixed head)





#### Aquablade

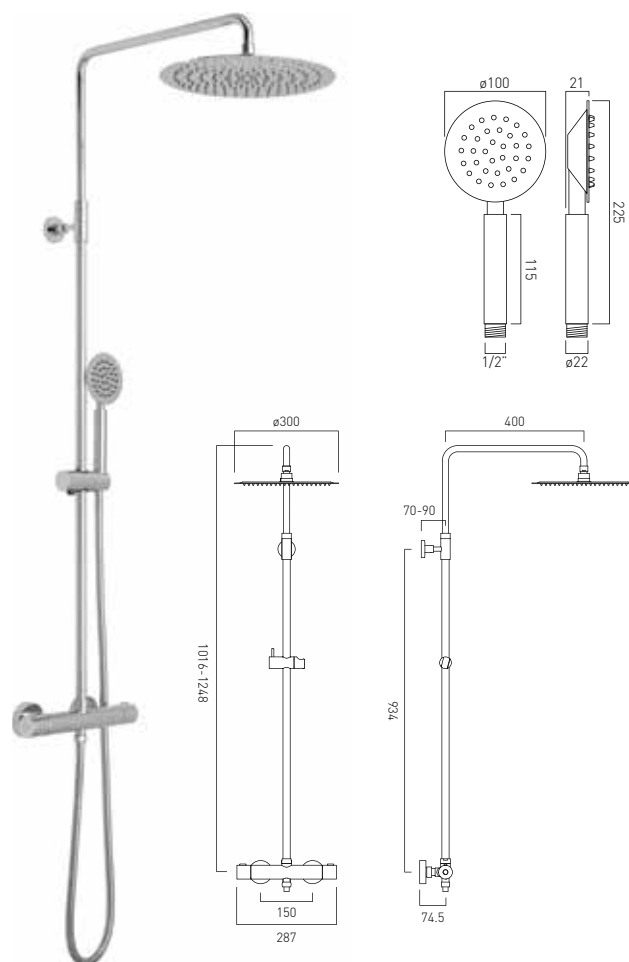
- square thermostatic shower valve with integrated diverter and rigid riser
- Aquablade 300mm x 200mm rectangular shower head
- Aquablade square single function shower handset
- 200mm height adjustment tolerance: min 940mm – max 1140mm
- 18mm depth adjustment tolerance: min 54mm – max 72mm
- offset connectors and easy-fit brackets included

thermostatic cartridge V-703-34S  
flow cartridge VEL-002A-C/P  
minimum operating pressure 1.0 bar MP

chrome  
AQB-149RRK-SQ-CP

**H<sub>2</sub>ECO™**  
FR-SHOWER/9-C/P  
(handset)

**H<sub>2</sub>ECO™**  
FR-SHOWER/9-PLA  
(fixed head)



#### Aquablade

- round thermostatic shower valve with integrated diverter and rigid riser
- Aquablade 300mm (12") round shower head
- Aquablade round single function shower handset
- 232mm height adjustment tolerance: min 1016mm – max 1248mm
- 20mm depth adjustment tolerance: min 70mm – max 90mm
- offset connectors and easy-fit brackets included

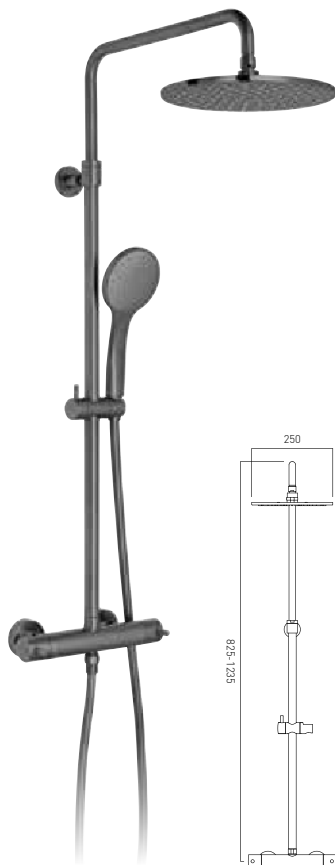
thermostatic cartridge V-001B-PLA  
flow cartridge VEL-002A-C/P  
minimum operating pressure 1.0 bar MP

chrome  
AQB-149RRK-RO-CP

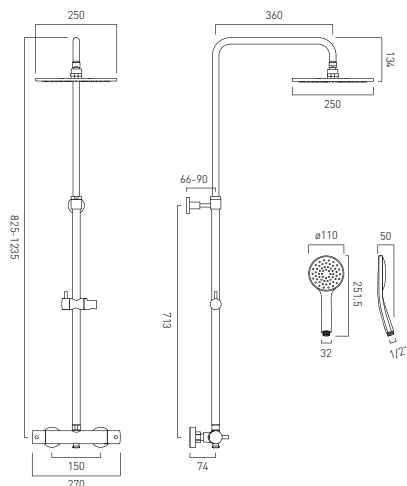
**H<sub>2</sub>ECO™**  
FR-SHOWER/9-C/P  
(handset)

**H<sub>2</sub>ECO™**  
FR-SHOWER/9-PLA  
(fixed head)





**INDIVIDUAL**  
by VADO



round thermostatic shower valve with integrated diverter  
rigid riser with single function shower head and shower handset  
250mm round shower head  
410mm height adjustment tolerance:  
min 825mm – max 1235mm  
21mm depth adjustment tolerance:  
min 69mm – max 90mm  
offset connectors and easy-fit brackets included

flow cartridge C-801-33/2P  
thermostatic cartridge V-704-34S  
minimum operating pressure 1.0 bar MP

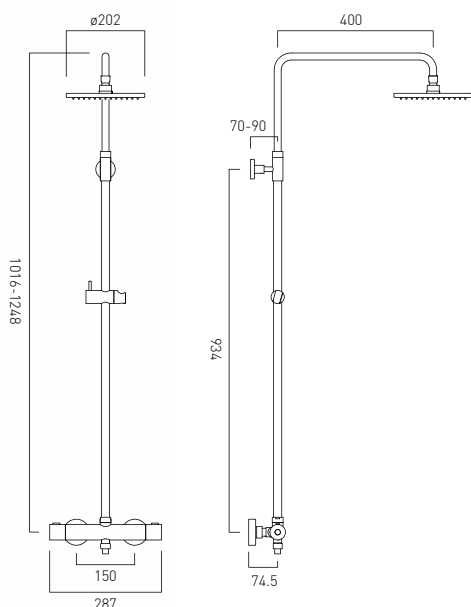
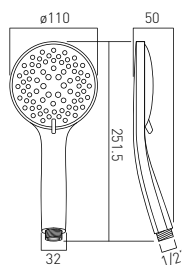
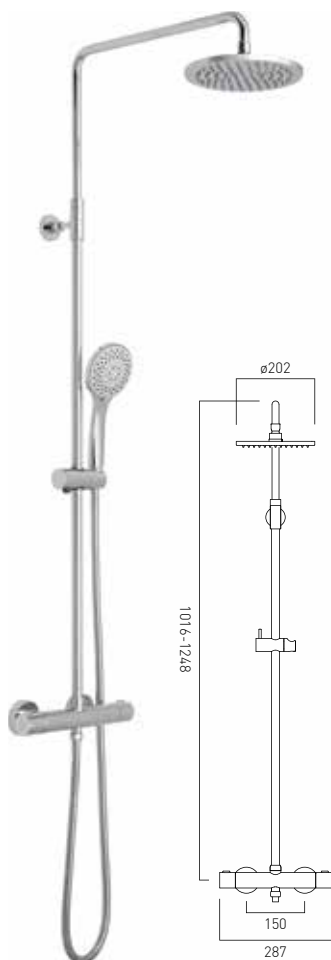
brushed black  
IND-149RRK-RO-BLK

brushed gold  
IND-149RRK-RO-BRG

brushed nickel  
IND-149RRK-RO-BRN

brushed bronze  
IND-149RRK-RO-BRZ

**H2ECO™**  
FR-SHOWER/9-PLA  
(fixed head)



Atmosphere

- round thermostatic shower valve with integrated diverter and rigid riser
- Atmosphere 200mm (8") round shower head
- Atmosphere 5 function shower handset
- 232mm height adjustment tolerance:  
min 1016mm – max 1248mm
- 20mm depth adjustment tolerance:  
min 70mm – max 90mm
- offset connectors and easy-fit brackets included

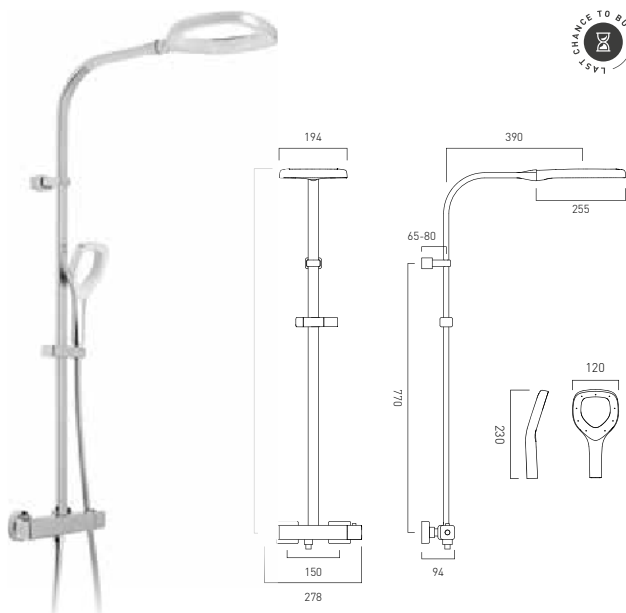
thermostatic cartridge V-001B-PLA  
flow cartridge VEL-002A-C/P  
minimum operating pressure 1.0 bar MP

chrome  
ATM-149RRK-RO-CP

**H2ECO™**  
FR-SHOWER/9-C/P  
(handset)

**H2ECO™**  
FR-SHOWER/9-PLA  
(fixed head)





#### Horizon

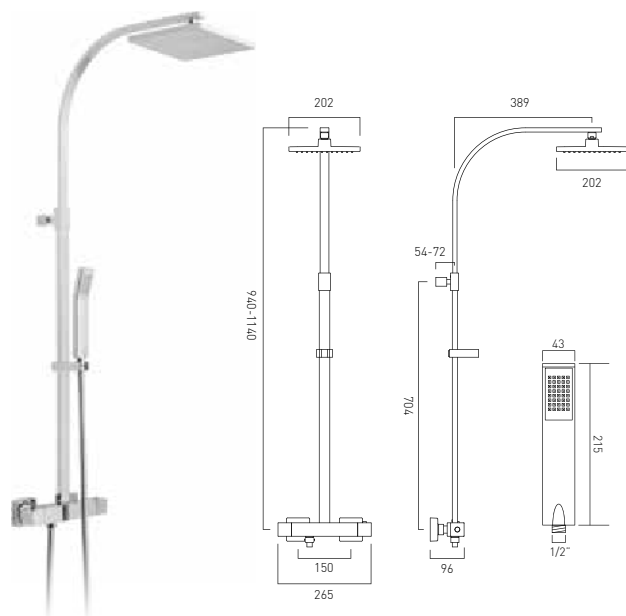
- square thermostatic shower valve with integrated diverter and rigid riser
- Horizon 194mm (8") cross-spray shower head
- Horizon single function cross-spray shower handset
- 15mm depth adjustment tolerance: min 65mm – max 80mm
- offset connectors and easy-fit brackets included

thermostatic cartridge V-001B-PLA  
flow cartridge VEL-002A-C/P  
minimum operating pressure 1.0 bar MP

chrome  
HOR-149RRK-CP

**H<sub>2</sub>ECO™**  
FR-SHOWER/9-C/P  
(handset)

**H<sub>2</sub>ECO™**  
FR-SHOWER/9-PLA  
(fixed head)



#### Velo

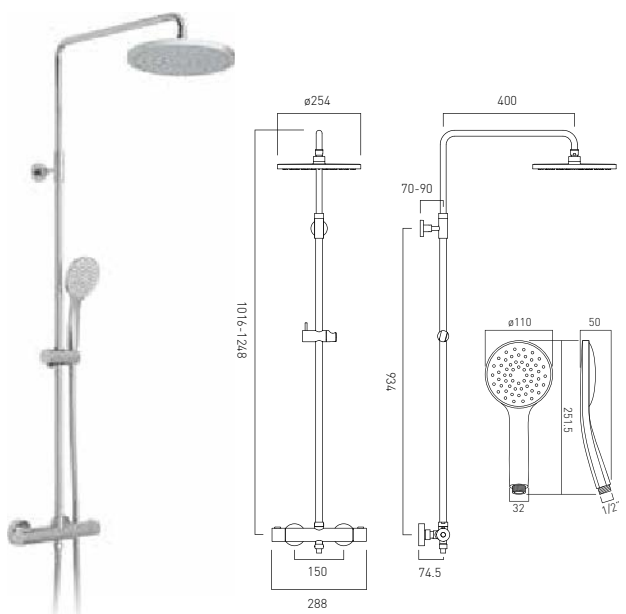
- square thermostatic shower valve with integrated diverter
- rigid riser with single function shower head and shower handset
- 200mm square shower head
- 200mm height adjustment tolerance: min 940mm – max 1140mm
- 18mm depth adjustment tolerance: min 54mm – max 72mm
- offset connectors and easy-fit brackets included

thermostatic cartridge V-703-34S  
flow cartridge VEL-002A-C/P  
minimum operating pressure 1.0 bar MP

chrome  
VEL-149RRK-SQ-CP

**H<sub>2</sub>ECO™**  
FR-SHOWER/9-C/P  
(handset)

**H<sub>2</sub>ECO™**  
FR-SHOWER/9-PLA  
(fixed head)



#### Velo

- round thermostatic shower valve with integrated diverter
- rigid riser with single function shower head and shower handset
- 254mm round shower head
- 232mm height adjustment tolerance: min 1016mm – max 1248mm
- 20mm depth adjustment tolerance: min 70mm – max 90mm
- offset connectors and easy-fit brackets included

thermostatic cartridge V-001B-PLA  
flow cartridge VEL-002A-C/P  
minimum operating pressure 1.0 bar MP

chrome  
VEL-149RRK-RO-CP

**H<sub>2</sub>ECO™**  
FR-SHOWER/9-C/P  
(handset)

**H<sub>2</sub>ECO™**  
FR-SHOWER/9-PLA  
(fixed head)



air injection  
technology





TABLET iO

Tablet iO

VADO





## I IMMERSE YOURSELF IN SHOWERING LUXURY.

**Tablet iO is the perfect choice for adding a style statement to your bathroom, uniting the best in British design engineering with a wealth of features.**

**With all the performance benefits of our popular Tablet valve collection, the new Tablet iO includes a sleek integrated shower kit to provide the ultimate showering experience the whole family can enjoy.**

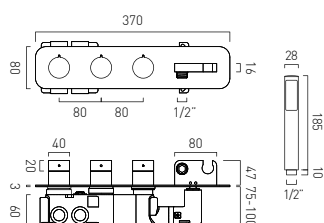
Available in 3 outlet or 2 outlet options, with a choice of round or square trim.

This collection is not just sleek, it is practical too with a compact design and exceptional functionality, as standard:

- Luxurious soft-turn handles
- Exceptional safety from temperature fluctuations
- Excellent flow rates, even at low pressure
- 'All-Flow' function
- Bath fill with a combi boiler at 1.0 bar



# TABLET iO

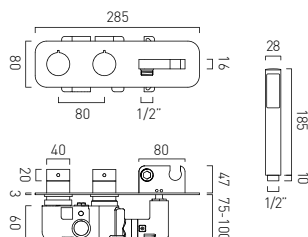


Tablet iO Altitude 3 outlet thermostatic valve  
with all-flow + integrated mini kit  
horizontal concealed thermostatic shower valve  
with all-flow function - 1.0 bar MOP  
thermostatic cartridge V-704-34S  
diverter cartridge FL-802-33/2MX  
flow cartridge FL-301-RTC  
2 x 3/4" female inlets  
2 x 3/4" female outlets, 1 x 1/2" male outlet  
includes 3/4" - 1/2" adaptors  
supplied with mortar/tile guard  
min-max wall mount 75-100mm  
optimum installation depth 87mm  
minimum operating pressure  
0.2 bar LP (shower) 1.0 bar MP (bath)

chrome  
TAB-128/3WO-ALT-CP



**H2ECO™**  
FR-SHOWER/9-PLA



Tablet iO Altitude 2 outlet thermostatic valve  
with all-flow + integrated mini kit  
vertical concealed thermostatic shower valve  
with all-flow function - 1.0 bar MOP  
thermostatic cartridge V-704-34S  
diverter cartridge FL-802-33/2MX  
2 x 3/4" female inlets  
1 x 3/4" female outlet, 1 x 1/2" male outlet  
includes 3/4" - 1/2" adaptors  
supplied with mortar/tile guard  
min-max wall mount 75-100mm  
optimum installation depth 87mm  
minimum operating pressure  
0.2 bar LP (shower) 1.0 bar MP (bath)

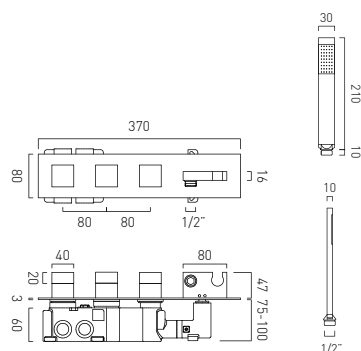
chrome  
TAB-148/2WO-ALT-CP



**H2ECO™**  
FR-SHOWER/9-PLA





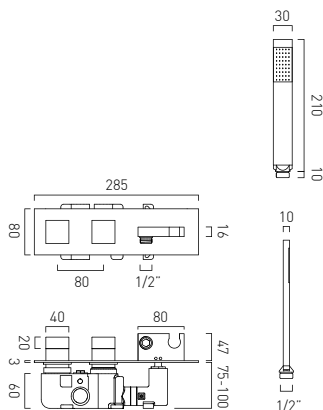


Tablet iO Notion 3 outlet thermostatic valve  
with all-flow + integrated mini kit  
horizontal concealed thermostatic shower valve  
with all-flow function - 1.0 bar MOP  
thermostatic cartridge V-704-34S  
diverter cartridge FL-802-33/2MX  
flow cartridge FL-301-RTC  
2 x 3/4" female inlets  
2 x 3/4" female outlets, 1 x 1/2" male outlet  
includes 3/4" - 1/2" adaptors  
supplied with mortar/tile guard  
min-max wall mount 75-100mm  
optimum installation depth 87mm  
minimum operating pressure  
0.2 bar LP (shower) 1.0 bar MP (bath)

chrome  
TAB-128/3WO-NOT-CP



**H<sub>2</sub>ECO™**  
FR-SHOWER/9-PLA



Tablet iO Notion 2 outlet thermostatic valve  
with all-flow + integrated mini kit  
vertical concealed thermostatic shower valve  
with all-flow function - 1.0 bar MOP  
thermostatic cartridge V-704-34S  
diverter cartridge FL-802-33/2MX  
2 x 3/4" female inlets  
1 x 3/4" female outlet, 1 x 1/2" male outlet  
includes 3/4" - 1/2" adaptors  
supplied with mortar/tile guard  
min-max wall mount 75-100mm  
optimum installation depth 87mm  
minimum operating pressure  
0.2 bar LP (shower) 1.0 bar MP (bath)

chrome  
TAB-148/2WO-NOT-CP

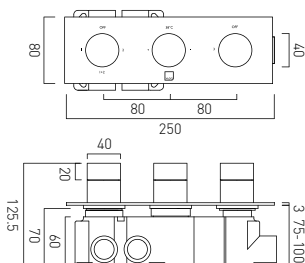


**H<sub>2</sub>ECO™**  
FR-SHOWER/9-PLA





NEW



INDIVIDUAL  
by VADO

Tablet Knurled Accents 3 outlet 3 handle  
horizontal concealed thermostatic shower valve  
with all-flow function  
thermostatic cartridge V-704-34S  
diverter cartridge FL-802-33/2MX  
flow cartridge FL-301-RTC  
2 x 3/4" female inlets / 3 x 3/4" female outlets  
includes 3/4" - 1/2" adaptors  
supplied with mortar/tile guard  
min-max wall mount 75-100mm  
optimum installation depth 87mm  
minimum operating pressure  
0.2 bar LP (shower) 1.0 bar MP (bath)

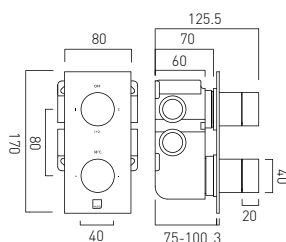
chrome  
TAB-128/3-H-CPK



brushed black	brushed nickel
IND-T128/3-H-BLKK	IND-T128/3-H-BRNN
brushed gold	brushed bronze
IND-T128/3-H-BRGK	IND-T128/3-H-BRZK



NEW



INDIVIDUAL  
by VADO

Tablet Knurled Accents 2 outlet 2 handle  
vertical concealed thermostatic shower valve  
with all-flow function  
thermostatic cartridge V-704-34S  
diverter cartridge FL-802-33/2MX  
2 x 3/4" female inlets / 2 x 3/4" female outlets  
includes 3/4" - 1/2" adaptors  
supplied with mortar/tile guard  
min-max wall mount 75-100mm  
optimum installation depth 87mm  
minimum operating pressure  
0.2 bar LP (shower) 1.0 bar MP (bath)

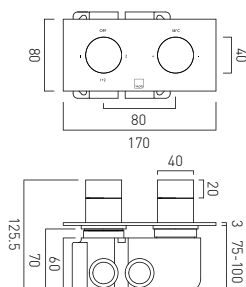
chrome  
TAB-148/2-H-CPK



brushed black	brushed nickel
IND-T148/2-H-BLKK	IND-T148/2-H-BRNN
brushed gold	brushed bronze
IND-T148/2-H-BRGK	IND-T148/2-H-BRZK



NEW



INDIVIDUAL  
by VADO

Tablet Knurled Accents 2 outlet 2 handle  
horizontal concealed thermostatic shower valve  
with all-flow function  
thermostatic cartridge V-704-34S  
diverter cartridge FL-802-33/2MX  
2 x 3/4" female inlets / 2 x 3/4" female outlets  
includes 3/4" - 1/2" adaptors  
supplied with mortar/tile guard  
min-max wall mount 75-100mm  
optimum installation depth 87mm  
minimum operating pressure  
0.2 bar LP (shower) 1.0 bar MP (bath)

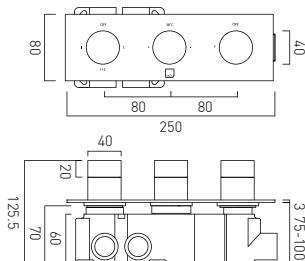
chrome  
TAB-148/2-H-CPK



brushed black	brushed nickel
IND-T148/2-H-BLKK	IND-T148/2-H-BRNN
brushed gold	brushed bronze
IND-T148/2-H-BRGK	IND-T148/2-H-BRZK



NEW



Knurled X Fusion Tablet  
3 outlet 3 handle  
horizontal concealed thermostatic shower valve  
with all-flow function  
thermostatic cartridge V-704-34S  
diverter cartridge FL-802-33/2MX  
flow cartridge TAB-002A-3/4  
2 x 3/4" female inlets  
2 x 3/4" female outlets  
includes 3/4" - 1/2" adaptors  
tile-to mortar guard included  
min-max wall mount 75-100mm  
optimum installation depth 87mm  
minimum operating pressure  
0.2 bar LP (shower) 1.0 bar MP (bath)

knurled black / gold  
IND-T128/3-H-XBGK

knurled gold / black  
IND-T128/3-H-XGBK

knurled black / nickel  
IND-T128/3-H-XBNK

knurled nickel / black  
IND-T128/3-H-XNBK

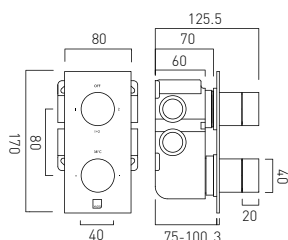
knurled black / bronze  
IND-T128/3-H-XBZK

knurled bronze / black  
IND-T128/3-H-XZBK



INDIVIDUAL  
by VADO

NEW



Knurled X Fusion Tablet  
2 outlet 2 handle  
vertical concealed thermostatic shower valve  
with all-flow function  
thermostatic cartridge V-704-34S  
diverter cartridge FL-802-33/2MX  
2 x 3/4" female inlets  
2 x 3/4" female outlets  
includes 3/4" - 1/2" adaptors  
tile-to mortar guard included  
min-max wall mount 75-100mm  
optimum installation depth 87mm  
minimum operating pressure  
0.2 bar LP (shower) 1.0 bar MP (bath)

knurled black / gold  
IND-T148/2-XBGK

knurled gold / black  
IND-T148/2-XGBK

knurled black / nickel  
IND-T148/2-XBNK

knurled nickel / black  
IND-T148/2-XNBK

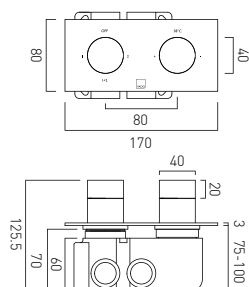
knurled black / bronze  
IND-T148/2-XBZK

knurled bronze / black  
IND-T148/2-XZBK



INDIVIDUAL  
by VADO

NEW



Knurled X Fusion Tablet  
2 outlet 2 handle  
horizontal concealed thermostatic shower valve  
with all-flow function  
thermostatic cartridge V-704-34S  
diverter cartridge FL-802-33/2MX  
2 x 3/4" female inlets / 2 x 3/4" female outlets  
includes 3/4" - 1/2" adaptors  
supplied with mortar/tile guard  
min-max wall mount 75-100mm  
optimum installation depth 87mm  
minimum operating pressure  
0.2 bar LP (shower) 1.0 bar MP (bath)

knurled black / gold  
IND-T148/2-H-XBGK

knurled gold / black  
IND-T148/2-H-XGBK

knurled black / nickel  
IND-T148/2-H-XBNK

knurled nickel / black  
IND-T148/2-H-XNBK

knurled black / bronze  
IND-T148/2-H-XBZK

knurled bronze / black  
IND-T148/2-H-XZBK



INDIVIDUAL  
by VADO

Knurled Showers

VADO

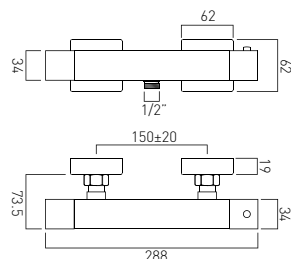


see page 305



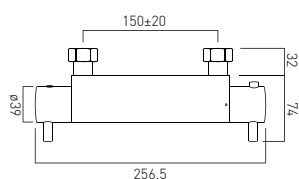
see page 302





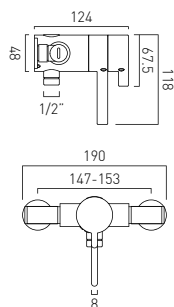
Té  
exposed thermostatic shower valve 1/2"  
wall mounted  
thermostatic cartridge V-703-34S  
flow cartridge TE-002B-1/2  
3/4" x 1/2" x 50mm male eccentrics  
minimum operating pressure 0.2 bar LP

chrome  
TE-149T-C/P  
**H2ECO™**  
FR-SHOWER/9-C/P



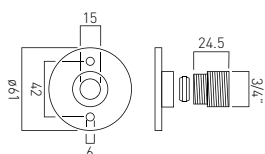
Celsius  
exposed thermostatic shower valve 1/2"  
wall mounted  
thermostatic cartridge V-704-34S  
flow cartridge C-202-RTC  
3/4" x 1/2" x 50mm male eccentrics  
minimum operating pressure 0.2 bar LP  
  
Compatible easy-fit brackets available to purchase

chrome  
CEL-149-1/2-C/P  
**H2ECO™**  
FR-SHOWER/9-C/P



Celsius  
exposed thermostatic  
mini concentric shower valve 3/4"  
wall mounted  
concentric cartridge FL-0701-40L  
minimum operating pressure 1.0 bar MP  
  
Compatible easy-fit brackets available to purchase

chrome  
WG-179M-CP  
**H2ECO™**  
FR-SHOWER/9-C/P



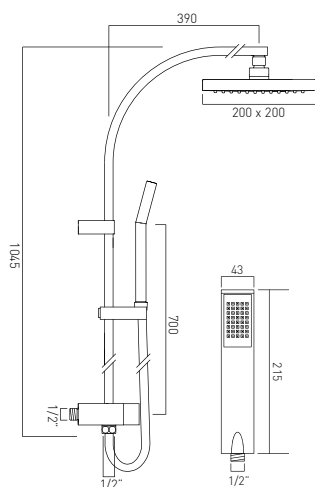
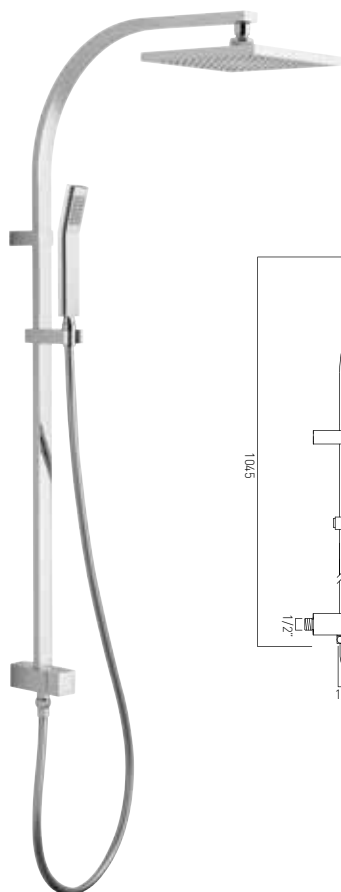
pair of easy-fix shower brackets with shrouds  
wall mounted  
15mm compression connection

chrome  
WG-049BRACK+SHR-C/P







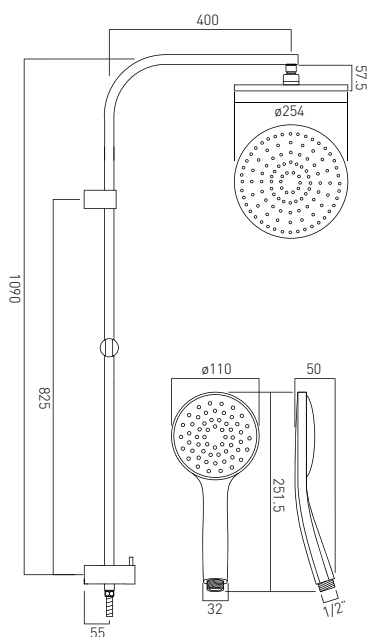


rigid riser kit  
with integrated diverter  
with integral outlet  
for use with concealed valves  
1/2" threaded inlet  
200mm square shower head  
single function shower handset  
minimum operating pressure 1.0 bar MP

chrome  
WG-RRK/DIV/SQ-148-CP



**H<sub>2</sub>ECO™**  
FR-SHOWER/9-C/P  
(2 are required)



rigid riser kit  
with integrated diverter  
with integral outlet  
for use with concealed valves  
1/2" threaded inlet  
254mm round shower head  
Atmosphere single function shower handset  
minimum operating pressure 1.0 bar MP

chrome  
WG-RRK/DIV-148-C/P



**H<sub>2</sub>ECO™**  
FR-SHOWER/9-C/P  
(2 are required)







Arrondi™ Showers

VADO

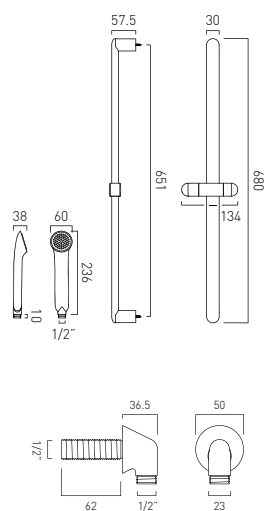


reddot winner 2022

CONRAN AND PARTNERS



NEW



slide rail shower kit  
with single function shower handset  
rub-clean nozzles  
622mm slider adjustment with twist control  
680mm overall rail length  
with 150cm smooth hose  
minimum operating pressure 0.2 bar LP

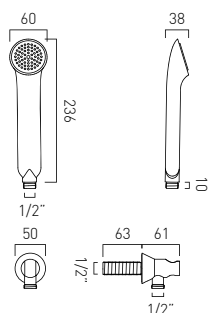
also includes:  
wall outlet  
1/2" threaded inlet

chrome  
ARR-SFSRK+0-CP

**H<sub>2</sub>ECO™**  
FR-FLEXI/9-PLA



NEW



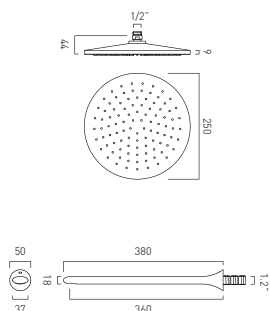
single function mini shower kit  
rub-clean nozzles  
wall mounted  
with 150cm hose  
and bracket with integrated outlet  
1/2" inlet  
minimum operating pressure 0.2 bar LP

chrome  
ARR-SFMKW0-CP

**H<sub>2</sub>ECO™**  
FR-FLEXI/9-PLA



NEW



round single function shower head  
rub-clean nozzles  
with shower arm  
wall mounted  
250mm (10") diameter  
minimum operating pressure 1.0 bar MP

chrome  
ARR-HEAD/SA-CP

**H<sub>2</sub>ECO™**  
FR-SHOWER/9-PLA

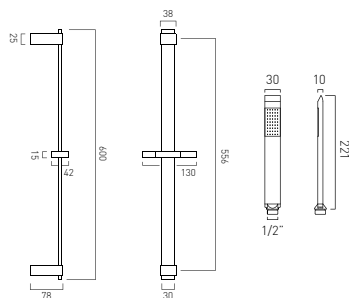


OMIKA

DESIGNED BY

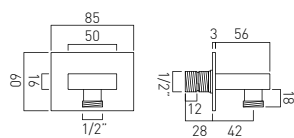
*Stark.*





slide rail shower kit  
with single function handset  
556mm slide rail  
600mm overall rail length  
with 150cm shower hose  
minimum operating pressure 1.0 bar MP

chrome  
OMI-SFSRK-C/P  
**H2ECO™**  
FR-FLEXI/8-PLA



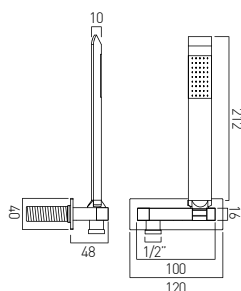

Instinct  
wall outlet  
1/2" threaded inlet  
1/2" threaded outlet

chrome  
INS-OUTLET-C/P



**INDIVIDUAL**  
by VADO

brushed black  
IND-OUTLET/SQ-BLK  
brushed gold  
IND-OUTLET/SQ-BRG  
brushed nickel  
IND-OUTLET/SQ-BRN  
brushed bronze  
IND-OUTLET/SQ-BRZ



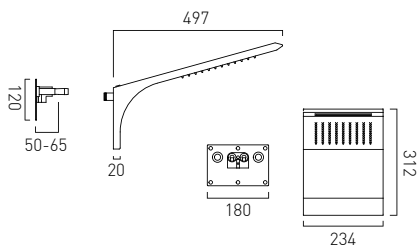
single function mini shower kit  
wall mounted  
with 150cm shower hose  
and bracket with integrated outlet  
1/2" inlet  
min-max wall mount 0-11mm  
minimum operating pressure 1.0 bar MP

chrome  
OMI-SFMKW0/A-CP  
**H2ECO™**  
FR-FLEXI/8-PLA



**INDIVIDUAL**  
by VADO

polished black  
IND-OMI/SFMKW0/A-PB

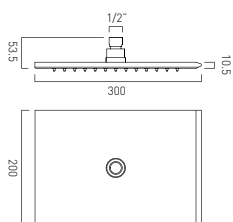


shower head  
wall mounted  
2 functions: rain and water blade  
min-max wall mount 50-65mm  
optimum installation depth 57mm  
minimum operating pressure 1.0 bar MP

chrome  
OMI-WMHEAD-C/P



**H<sub>2</sub>ECO™**  
FR-106/9-PLA  
(2 are required)



rectangular shower head  
single function  
rub-clean nozzles  
200 x 300mm (8" x 12")  
minimum operating pressure 1.0 bar MP

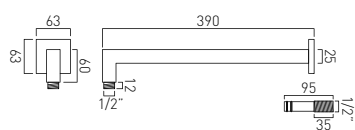
chrome  
OMI-HEAD-C/P



**H<sub>2</sub>ECO™**  
FR-SHOWER/9-PLA

**INDIVIDUAL**  
by VADO

polished black  
IND-OMI/HEAD-PB



Mix<sup>2</sup>  
easy fit shower arm  
wall mounted

chrome  
WG-EFSA/SQ-C/P



polished black  
IND-EFSA/SQ-PB  
brushed black  
IND-EFSA/SQ-BLK  
brushed gold  
IND-EFSA/SQ-BRG  
brushed nickel  
IND-EFSA/SQ-BRN  
brushed bronze  
IND-EFSA/SQ-BRZ

**INDIVIDUAL**  
by VADO

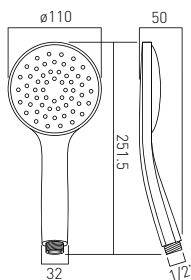


air injection  
technology

**VADO** atmosphere products cleverly infuse air and water particles together using **air-injection technology**.

This creates luxuriously silky water for the ultimate showering experience.

**Air-injection technology** also provides the added benefit of reducing water consumption by up to 50%.

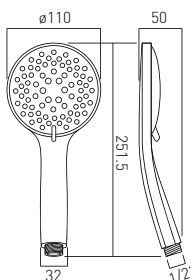


air-injection handset  
single function  
rub-clean nozzles  
minimum operating pressure 0.2 bar LP

chrome  
ATM-HANDSET/SF-DB-CP



**H<sub>2</sub>ECO™**  
FR-SHOWER/9-C/P

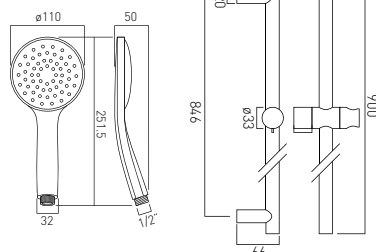


air-injection handset  
5 function  
minimum operating pressure 1.0 bar MP

chrome  
ATM-HANDSET/MF-DB-CP



**H<sub>2</sub>ECO™**  
FR-SHOWER/9-C/P

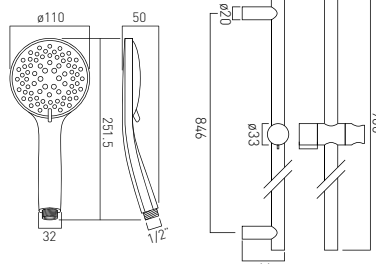


slide rail shower kit  
with single function air-injection handset  
rub-clean nozzles  
805mm slide rail with twist control  
900mm overall rail length  
with 150cm smooth hose  
minimum operating pressure 0.2 bar LP

chrome  
ATM-SFSRK/2-C/P



**H<sub>2</sub>ECO™**  
FR-SHOWER/9-C/P



slide rail shower kit  
with 5 function air-injection handset  
805mm slide rail with twist control  
900mm overall rail length  
with 150cm smooth hose  
minimum operating pressure 1.0 bar MP

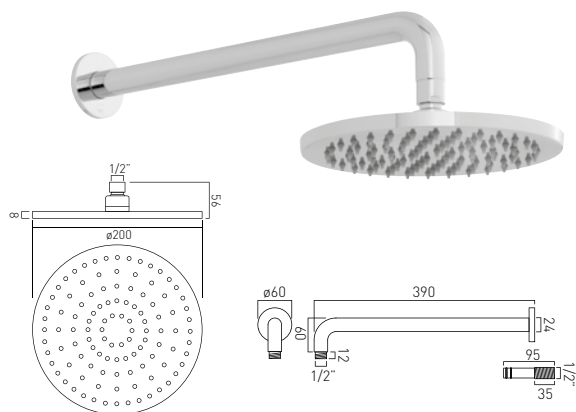
chrome  
ATM-MFSRK-C/P



**H<sub>2</sub>ECO™**  
FR-SHOWER/9-C/P



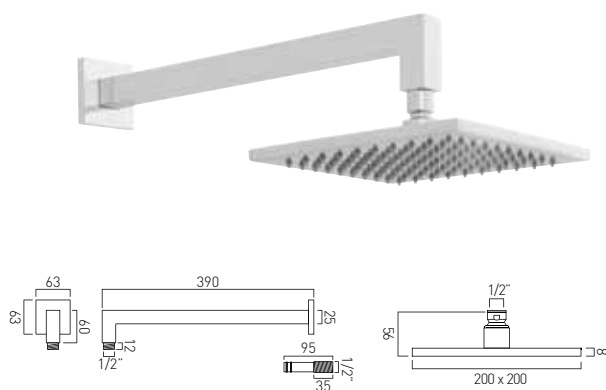




round air-injection shower head  
rub-clean nozzles  
wall mounted  
with shower arm  
200mm (8") diameter  
minimum operating pressure 1.0 bar MP

chrome  
ATM-HEADRO/B/SA-C/P

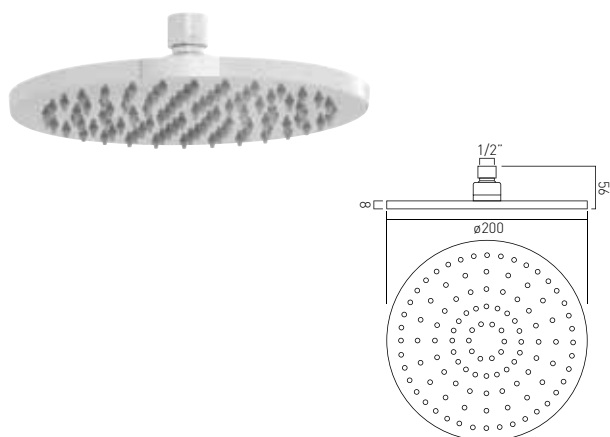
**H<sub>2</sub>ECO™**  
FR-SHOWER/9-PLA



square air-injection shower head  
rub-clean nozzles  
wall mounted  
with shower arm  
200mm (8")  
minimum operating pressure 1.0 bar MP

chrome  
ATM-HEADSQ/B/SA-A-CP

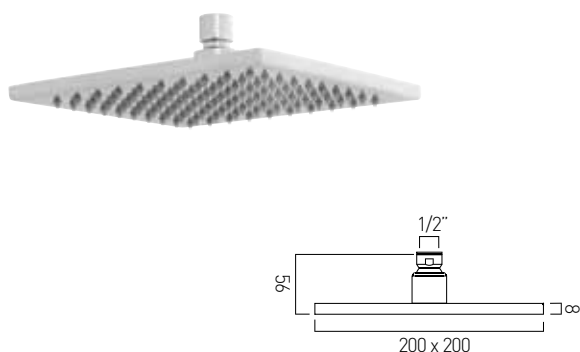
**H<sub>2</sub>ECO™**  
FR-SHOWER/9-PLA



round air-injection shower head  
rub-clean nozzles  
200mm (8") diameter  
1/2" female inlet  
minimum operating pressure 1.0 bar MP

chrome  
ATM-HEAD/RQ/B-C/P

**H<sub>2</sub>ECO™**  
FR-SHOWER/9-PLA



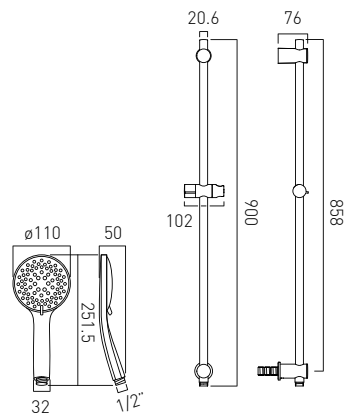
square air-injection shower head  
rub-clean nozzles  
200mm (8")  
1/2" female inlet  
minimum operating pressure 1.0 bar MP

chrome  
ATM-HEAD/SQ/B-C/P

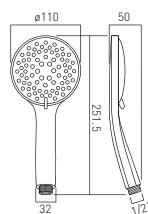
**H<sub>2</sub>ECO™**  
FR-SHOWER/9-PLA





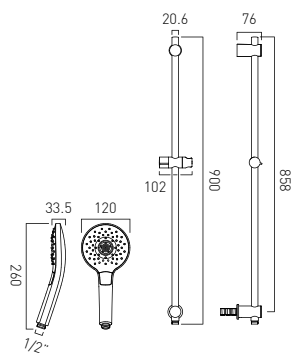


air injection  
technology



air injection  
technology

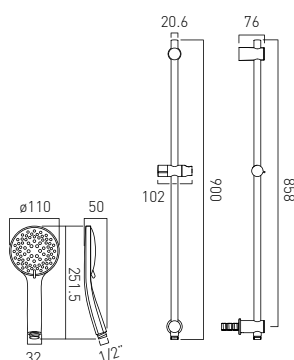




Ora  
slide rail shower kit  
with round 3 function push-button control handset  
rub-clean nozzles  
900mm slide rail with integrated outlet  
with 150cm hose and hose retainer  
minimum operating pressure 1.0 bar MP

chrome  
ORA-MFSRKWO-RO-CP

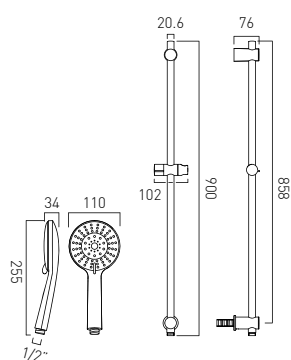
**H<sub>2</sub>ECO™**  
FR-SHOWER/9-C/P



Atmosphere  
slide rail shower kit  
with 5 function air-injection handset  
with integrated outlet  
900mm overall rail length  
with 150cm hose  
minimum operating pressure 1.0 bar MP

chrome  
ATM-MFSRKWO-CP

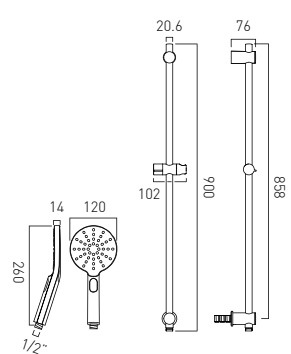
**H<sub>2</sub>ECO™**  
FR-SHOWER/9-C/P



Evolve  
slide rail shower kit  
with 4 function handset  
rub-clean nozzles  
900mm slide rail with integrated outlet  
with 150cm hose  
minimum operating pressure 1.0 bar MP

chrome  
EVO-MFSRKWO-CP

**H<sub>2</sub>ECO™**  
FR-SHOWER/9-C/P

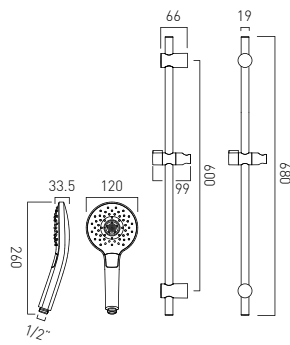


Nebula Round  
slide rail shower kit  
with 3 function push-button handset  
rub-clean nozzles  
900mm slide rail with integrated outlet  
with 150cm hose  
minimum operating pressure 1.0 bar MP

chrome  
NEB-MFSRKWO-RO-CP

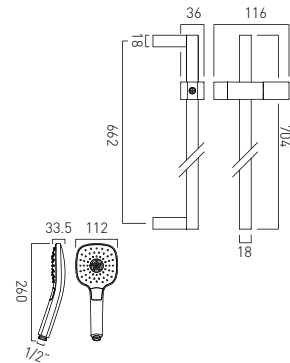
**H<sub>2</sub>ECO™**  
FR-SHOWER/9-C/P





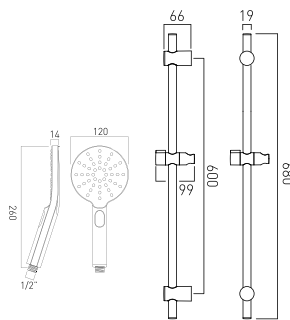
Ora  
slide rail shower kit  
with round 3 function push-button control handset  
rub-clean nozzles  
546mm slide rail with twist control  
680mm overall rail length  
with 150cm hose and hose retainer  
minimum operating pressure 1.0 bar MP

chrome  
ORA-MFSRK/RO-CP  
**H2ECO™**  
FR-SHOWER/9-C/P



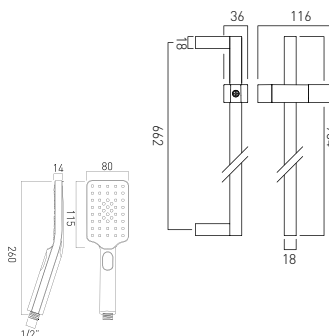
Ora  
slide rail shower kit  
with square 3 function push-button control handset  
rub-clean nozzles  
644mm slide rail with twist control  
704mm overall rail length  
with 150cm hose  
minimum operating pressure 1.0 bar MP

chrome  
ORA-MFSRK/SQ-CP  
**H2ECO™**  
FR-SHOWER/9-C/P



Nebula  
slide rail shower kit  
with round 3 function push-button handset  
rub-clean nozzles  
546mm slide rail with twist control  
680mm overall rail length  
with 150cm shower hose and hose retainer  
minimum operating pressure 1.0 bar MP

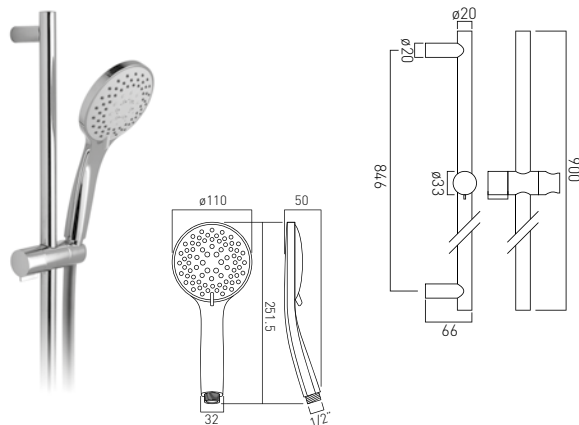
chrome  
with regular hose  
NEB-MFSRK/RO-DB-C/P  
  
with smooth hose  
NEB-MFSRK/RO/B-DB-CP  
**H2ECO™**  
FR-SHOWER/9-C/P



Nebula  
slide rail shower kit  
with square 3 function push-button handset  
rub-clean nozzles  
620mm slide rail with twist control  
704mm overall rail length  
with 150cm shower hose and hose retainer  
minimum operating pressure 1.0 bar MP

chrome  
with regular hose  
NEB-MFSRK/SQ-DB-C/P  
  
with smooth hose  
NEB-MFSRK/SQ/B-DB-CP  
**H2ECO™**  
FR-SHOWER/9-C/P

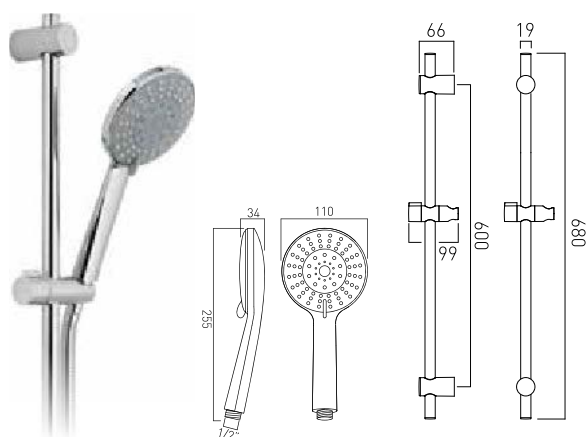




Atmosphere  
slide rail shower kit  
with 5 function air-injection handset  
805mm slide rail with twist control  
900mm overall rail length  
with 150cm smooth hose  
minimum operating pressure 1.0 bar MP

chrome  
ATM-MFSRK-C/P

**H<sub>2</sub>ECO™**  
FR-SHOWER/9-C/P

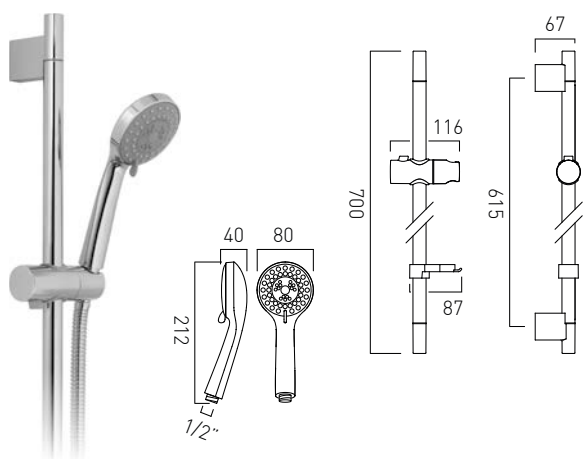


Evolve  
slide rail shower kit  
with 4 function handset  
rub-clean nozzles  
546mm slide rail with twist control  
680mm overall rail length  
with 150cm shower hose  
and hose retainer  
minimum operating pressure 0.2 bar LP

chrome  
with regular hose  
EVO-MFSRK-DB-C/P

with smooth hose  
EVO-MFSRK/B-DB-C/P

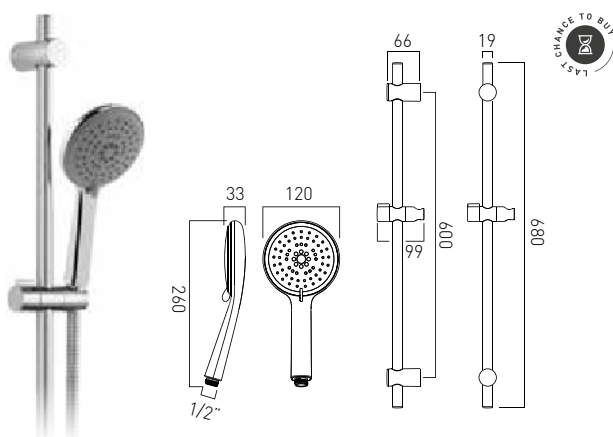
**H<sub>2</sub>ECO™**  
FR-SHOWER/9-C/P



Eris  
slide rail shower kit  
with 3 function handset  
rub-clean nozzles  
566mm slide rail  
700mm overall slide rail  
with 150cm shower hose  
and hose retainer  
minimum operating pressure 0.2 bar LP

chrome  
ERI-MFSRK-DB-C/P

**H<sub>2</sub>ECO™**  
FR-SHOWER/9-C/P



Ceres  
slide rail shower kit  
with 3 function handset  
self-cleaning  
546mm slide rail  
680mm overall slide rail  
with 150cm shower hose  
and hose retainer  
minimum operating pressure 1.0 bar MP

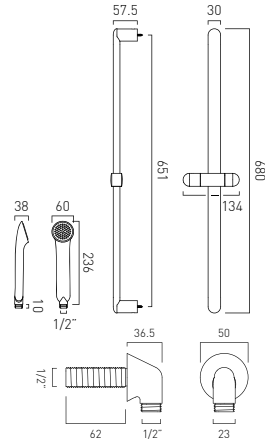
chrome  
CER-MFSRK-DB-C/P

**H<sub>2</sub>ECO™**  
FR-SHOWER/9-C/P





NEW

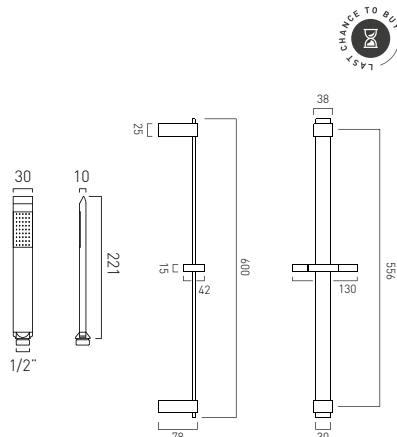


slide rail shower kit  
with single function shower handset  
rub-clean nozzles  
622mm slider adjustment with twist control  
680mm overall rail length  
with 150cm smooth hose  
minimum operating pressure 0.2 bar LP

also includes:  
wall outlet  
1/2" threaded inlet

chrome  
ARR-SFSRK+0-CP

**H2ECO™**  
FR-FLEXI/9-PLA



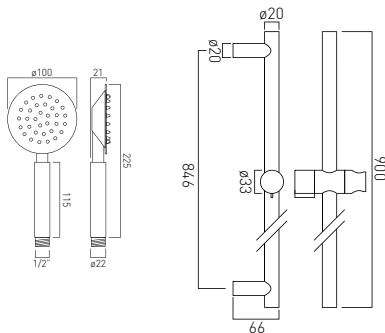
Omika  
slide rail shower kit  
with single function handset  
556mm slide rail  
600mm overall rail length  
with 150cm shower hose  
minimum operating pressure 1.0 bar MP

chrome  
OMI-SFSRK-C/P

**H2ECO™**  
FR-FLEXI/8-PLA



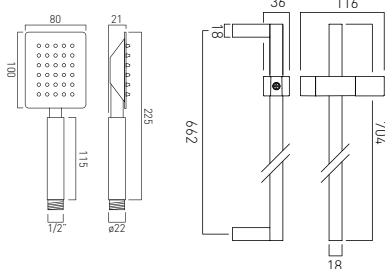
adjustable fixing  
for easy retro fit



Aquablade  
slide rail shower kit  
with round single function shower handset  
rub-clean nozzles  
805mm slide rail with twist control  
900mm overall rail length  
with 150cm smooth hose  
minimum operating pressure 0.2 bar LP

chrome  
AOB-SFSRK/RO-C/P

**H2ECO™**  
9 l/m flow regulator fitted as standard

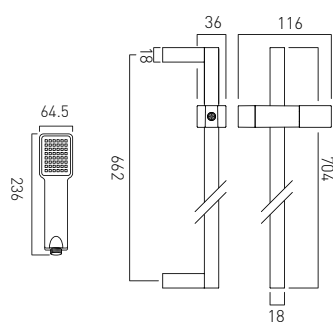


Aquablade  
slide rail shower kit  
with square single function shower handset  
rub-clean nozzles  
620mm slide rail with twist control  
704mm overall rail length  
with 150cm smooth hose  
minimum operating pressure 0.2 bar LP

chrome  
AOB-SFSRK/SQ-C/P

**H2ECO™**  
9 l/m flow regulator fitted as standard

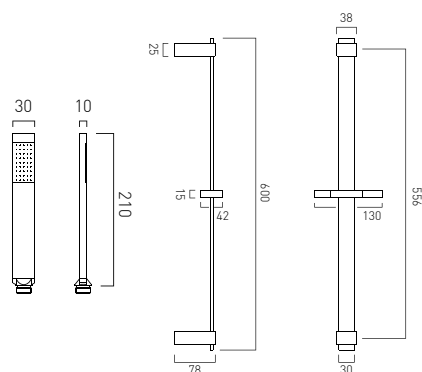




V2  
slide rail shower kit  
with single function handset  
rub-clean nozzles  
620mm slide rail with twist control  
704mm overall rail length  
with 150cm shower hose  
minimum operating pressure 0.2 bar LP

chrome  
WG-V2KIT-C/P

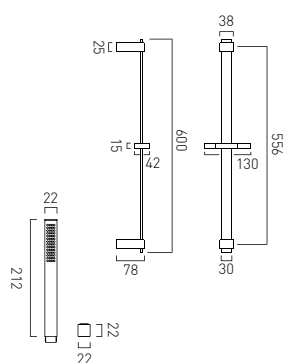
**H<sub>2</sub>ECO™**  
FR-SHOWER/9-C/P



Instinct  
slide rail shower kit  
with single function handset  
556mm slide rail  
600mm overall rail length  
with 150cm shower hose  
minimum operating pressure 1.0 bar MP

chrome  
INS-SFSRK-C/P

**H<sub>2</sub>ECO™**  
FR-SHOWER/9-C/P



slide rail shower kit  
with single function handset  
556mm slide rail  
600mm overall rail length  
with 150cm shower hose  
minimum operating pressure 0.2 bar LP

brushed black  
IND-SFSRK/SQ-BLK

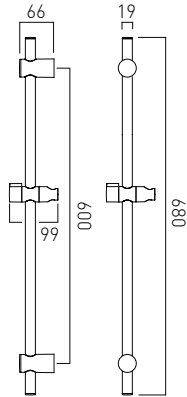
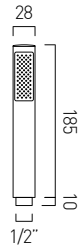
brushed gold  
IND-SFSRK/SQ-BRG

brushed nickel  
IND-SFSRK/SQ-BRN

brushed bronze  
IND-SFSRK/SQ-BRZ



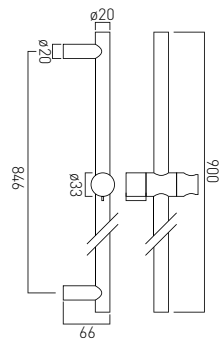
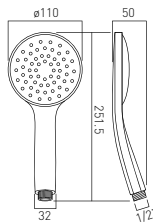
**INDIVIDUAL**  
by VADO



Venus  
slide rail shower kit  
with single function handset  
520mm slide rail with twist control  
680mm overall rail length  
with 150cm shower hose  
minimum operating pressure 0.2 bar LP

chrome  
WG-VENUSKIT-C/P

**H2ECO™**  
FR-SHOWER/9-C/P



Atmosphere  
slide rail shower kit  
with single function air-injection handset  
rub-clean nozzles  
805mm slide rail with twist control  
900mm overall rail length  
with 150cm smooth hose  
minimum operating pressure 0.2 bar LP

chrome  
ATM-SFSRK/2-C/P

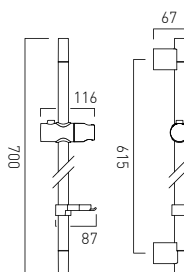
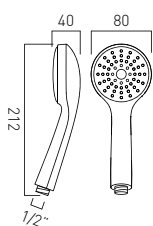
**H2ECO™**  
FR-SHOWER/9-C/P



brushed black  
IND-SFSRK/RO-ATM-BLK  
brushed gold  
IND-SFSRK/RO-ATM-BRG  
brushed nickel  
IND-SFSRK/RO-ATM-BRN  
brushed bronze  
IND-SFSRK/RO-ATM-BRZ



**INDIVIDUAL**  
by VADO



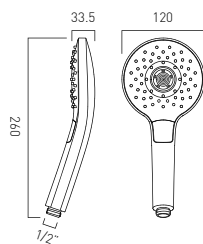
Eris  
slide rail shower kit  
with single function handset  
rub-clean nozzles  
566mm slide rail  
700mm overall rail length  
with 150cm shower hose and hose retainer  
minimum operating pressure 0.2 bar LP

chrome  
ERI-SFSRK-DB-C/P

**H2ECO™**  
FR-SHOWER/9-C/P

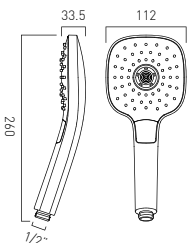






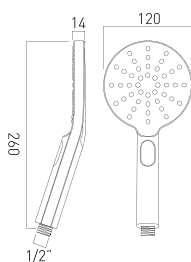
Ora  
round 3 function push-button control handset  
rub-clean nozzles  
minimum operating pressure 1.0 bar MP

chrome  
ORA-HANDSET-DB-RO-CP



Ora  
square 3 function push-button control handset  
rub-clean nozzles  
minimum operating pressure 1.0 bar MP

chrome  
ORA-HANDSET-DB-SQ-CP

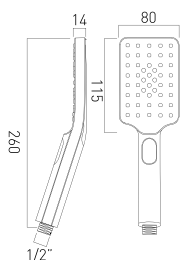


Nebula  
round 3 function push-button control handset  
rub-clean nozzles  
minimum operating pressure 1.0 bar MP

chrome  
NEB-HANDSET-RO-DB-CP



**H<sub>2</sub>ECO™**  
FR-SHOWER/9-C/P

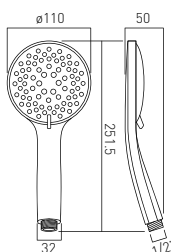


Nebula  
square 3 function push-button control handset  
rub-clean nozzles  
minimum operating pressure 1.0 bar MP

chrome  
NEB-HANDSET-SQ-DB-CP



**H<sub>2</sub>ECO™**  
FR-SHOWER/9-C/P



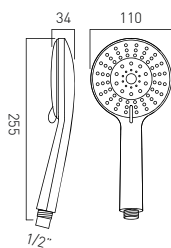
Atmosphere  
air-injection handset  
5 function  
minimum operating pressure 1.0 bar MP

chrome  
ATM-HANDSET/MF-DB-CP



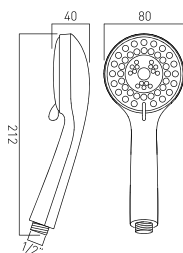
**H<sub>2</sub>ECO™**  
FR-SHOWER/9-C/P





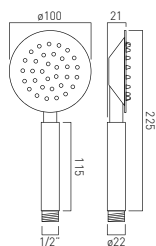
Evolve  
4 function handset  
rub-clean nozzles  
minimum operating pressure 0.2 bar LP

chrome  
EVO-HANDSET/MF-DB-CP  
**H<sub>2</sub>ECO™**  
FR-SHOWER/9-C/P



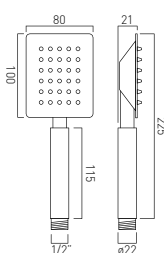
Eris  
3 function handset  
rub-clean nozzles  
minimum operating pressure 0.2 bar LP

chrome  
ERI-HANDSET/MF-DB-CP  
**H<sub>2</sub>ECO™**  
FR-SHOWER/9-C/P



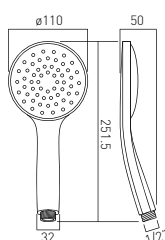
Aquablade  
round single function handset  
rub-clean nozzles  
minimum operating pressure 0.2 bar LP

chrome  
AQB-HANDSET/RO-DB-CP  
**H<sub>2</sub>ECO™**  
9 l/m flow regulator fitted as standard



Aquablade  
square single function handset  
rub-clean nozzles  
minimum operating pressure 0.2 bar LP

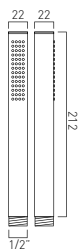
chrome  
AQB-HANDSET/SQ-DB-CP  
**H<sub>2</sub>ECO™**  
9 l/m flow regulator fitted as standard



Atmosphere  
air-injection handset  
single function  
rub-clean nozzles  
minimum operating pressure 0.2 bar LP

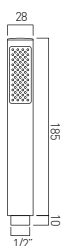
chrome  
ATM-HANDSET/SF-DB-CP  
**H<sub>2</sub>ECO™**  
FR-SHOWER/9-C/P





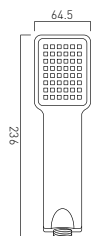
Mix²  
single function shower handset  
rub-clean nozzles  
minimum operating pressure 1.0 bar MP

chrome  
MIX-HANDSET2-DB-C/P  
**H₂ECO™**  
FR-SHOWER/9-C/P



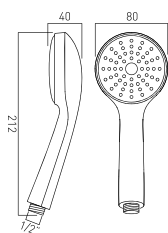
Zoo  
single function shower handset  
rub-clean nozzles  
minimum operating pressure 0.2 bar LP

chrome  
ZOO-HANDSET-DB-C/P  
**H₂ECO™**  
FR-SHOWER/9-C/P



V2  
single function shower handset  
rub-clean nozzles  
minimum operating pressure 0.2 bar LP

chrome  
WG-V2HANDSET-DB-C/P  
**H₂ECO™**  
FR-SHOWER/9-C/P



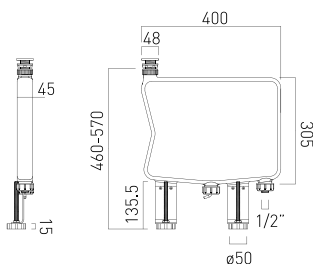
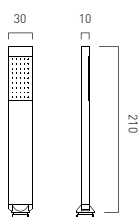
Eris  
single function shower handset  
rub-clean nozzles  
minimum operating pressure 0.2 bar LP

chrome  
ERI-HANDSET/SF-DB-CP  
**H₂ECO™**  
FR-SHOWER/9-C/P





available with round and square options



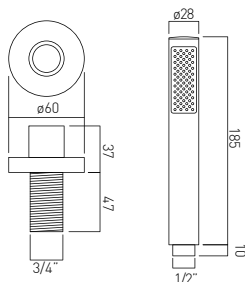
Capsule  
single function shower handset  
deck mounted  
with flexible hose  
deck mount drill hole diameter 32mm  
capsule concealed box to eliminate water ingress  
height adjustment (480 - 570mm)  
escutcheon bath deck thickness (1 - 35mm)  
fits bath cavities of 50mm wide  
can be fitted in corner of bath\*  
minimum operating pressure 1.0 bar MP

for backflow prevention please fit with a double  
check valve

chrome  
round option  
ZOO-CAPSULE-C/P

square option  
NOT-CAPSULE-C/P

**H<sub>2</sub>ECO™**  
FR-106/4-PLA

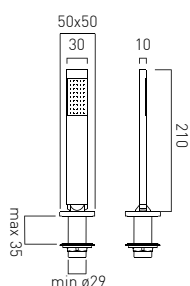


Zoo  
single function shower handset  
rub-clean nozzles  
deck mounted  
with hose and handset  
deck mount drill hole diameter 27mm  
minimum operating pressure 0.2 bar LP

to change any deck mounted handset to sit at a  
45° angle order product WG-ELBOW/45-C/P see  
page 191 for full details

chrome  
ZOO-DECKKIT-C/P

**H<sub>2</sub>ECO™**  
FR-SHOWER/9-C/P



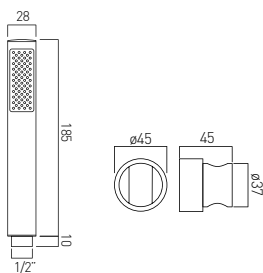
Notion  
single function shower handset  
deck mounted  
with hose and handset  
deck mount drill hole 30mm  
minimum operating pressure 1.0 bar MP

to change any deck mounted handset to sit at a  
45° angle order product WG-ELBOW/45-C/P  
see page 191 for full details

chrome  
NOT-DECKKIT-C/P

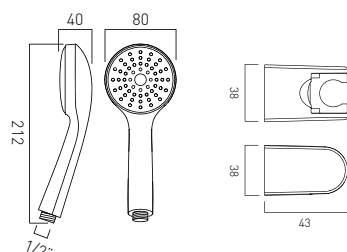
**H<sub>2</sub>ECO™**  
FR-SHOWER/9-C/P





Zoo  
single function mini shower kit  
wall mounted  
with 150cm smooth hose and bracket  
minimum operating pressure 0.2 bar LP

chrome  
ZOO-SFMK-C/P  
**H<sub>2</sub>ECO™**  
FR-SHOWER/9-C/P

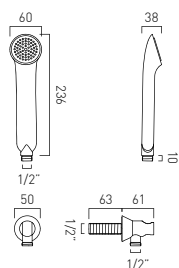


Eris  
single function rub-clean nozzles mini shower kit  
wall mounted  
with 150cm hose and adjustable bracket  
minimum operating pressure 0.2 bar LP

chrome  
ERI-SFMK-C/P  
**H<sub>2</sub>ECO™**  
FR-SHOWER/9-C/P



NEW

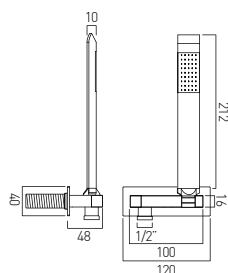


single function mini shower kit  
rub-clean nozzles  
wall mounted  
with 150cm hose  
and bracket with integrated outlet  
1/2" inlet  
minimum operating pressure 0.2 bar LP

chrome  
ARR-SFMKW0-CP  
**H<sub>2</sub>ECO™**  
FR-FLEXI/9-PLA

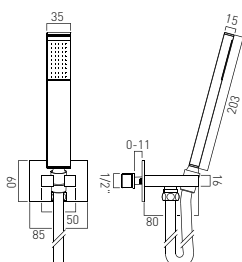


INDIVIDUAL  
by VADO



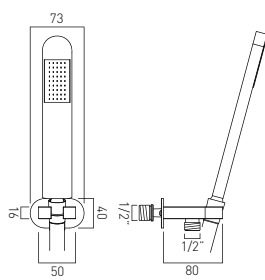
Omika  
single function mini shower kit  
wall mounted  
with 150cm shower hose  
and bracket with integrated outlet  
1/2" inlet  
min-max wall mount 0-11mm  
minimum operating pressure 1.0 bar MP

chrome  
OMI-SFMKW0/A-CP  
**H<sub>2</sub>ECO™**  
FR-FLEXI/8-PLA  
  
polished black  
IND-OMI/SFMKW0/A-PB



Instinct  
single function mini shower kit  
wall mounted  
with 150cm shower hose  
and bracket with integrated outlet  
1/2" inlet  
min-max wall mount 0-11mm  
minimum operating pressure 1.0 bar MP

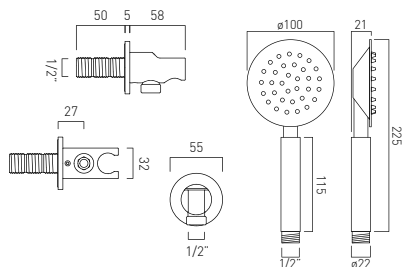
chrome  
INS-SFMKW0-C/P  
**H<sub>2</sub>ECO™**  
FR-FLEXI/8-PLA



Life  
single function mini shower kit  
wall mounted  
with 150cm shower hose  
and bracket with integrated outlet  
1/2" inlet  
min-max wall mount 0-11mm  
minimum operating pressure 1.0 bar MP

chrome  
LIF-SFMKW0-C/P  
**H<sub>2</sub>ECO™**  
FR-FLEXI/8-PLA





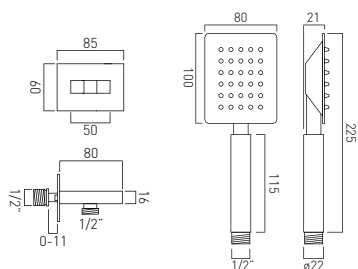
Aquablade  
round single function mini shower kit  
rub-clean nozzles  
wall mounted  
with 150cm hose  
and bracket with integrated outlet  
1/2" inlet  
minimum operating pressure 1.0 bar MP

chrome  
AQB-SFMKWQ/RO-C/P



**H2ECO™**

9 l/m flow regulator fitted as standard



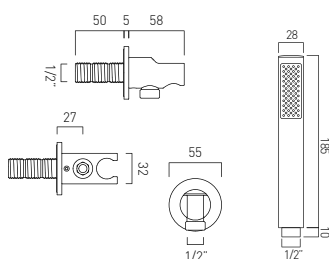
Aquablade square  
single function mini shower kit  
wall mounted  
with 150cm hose  
and bracket with integrated outlet  
1/2" inlet  
min-max wall mount 0-11mm  
minimum operating pressure 1.0 bar MP

chrome  
AQB-SFMKWQ/SQ-C/P



**H2ECO™**

9 l/m flow regulator fitted as standard



Zoo  
single function mini shower kit  
wall mounted  
with 150cm hose  
and bracket with integrated outlet  
1/2" inlet  
minimum operating pressure 0.2 bar LP

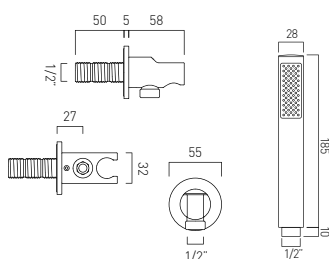
chrome  
ZOO-SFMKWQ-C/P



**H2ECO™**

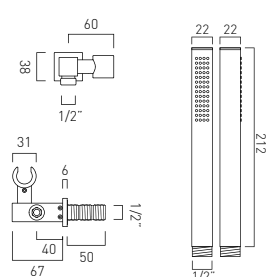
FR-SHOWER/9-C/P

**INDIVIDUAL**  
by VADO



single function mini shower kit  
wall mounted  
with 150cm hose  
and bracket with integrated outlet  
1/2" inlet  
minimum operating pressure 0.2 bar LP

brushed black  
IND-SFMKWQ/RO-BLK  
brushed gold  
IND-SFMKWQ/RO-BRG  
brushed nickel  
IND-SFMKWQ/RO-BRN  
brushed bronze  
IND-SFMKWQ/RO-BRZ



Mix²  
single function mini shower kit  
wall mounted  
with 150cm hose  
and bracket with integrated outlet  
1/2" inlet  
minimum operating pressure 1.0 bar MP

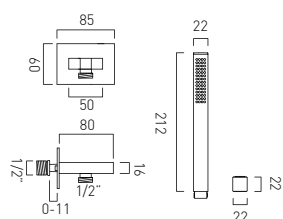
chrome  
MIX-SFMKWQ-C/P



**H2ECO™**

FR-SHOWER/9-C/P

**INDIVIDUAL**  
by VADO

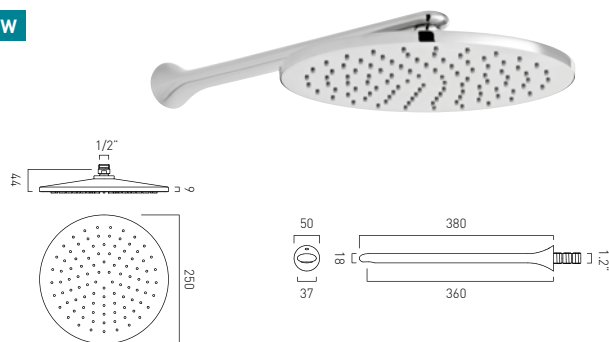


single function mini shower kit  
wall mounted  
with 150cm hose  
and bracket with integrated outlet  
1/2" inlet  
minimum operating pressure 0.2 bar LP

brushed black  
IND-SFMKWQ/SQ-BLK  
brushed gold  
IND-SFMKWQ/SQ-BRG  
brushed nickel  
IND-SFMKWQ/SQ-BRN  
brushed bronze  
IND-SFMKWQ/SQ-BRZ

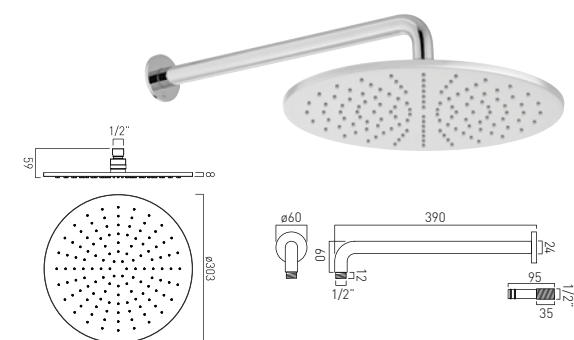


NEW



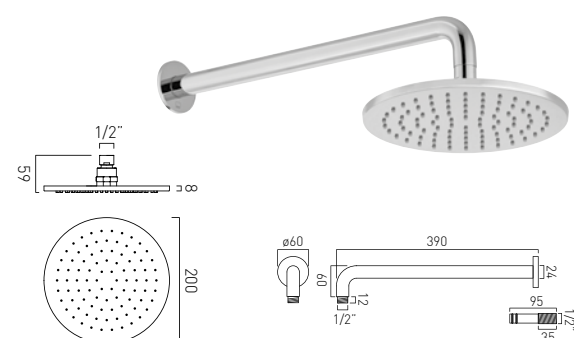
round single function shower head  
rub-clean nozzles  
with shower arm  
wall mounted  
250mm (10") diameter  
minimum operating pressure 1.0 bar MP

chrome  
ARR-HEAD/SA-CP  
**H<sub>2</sub>ECO™**  
FR-SHOWER/9-CPA



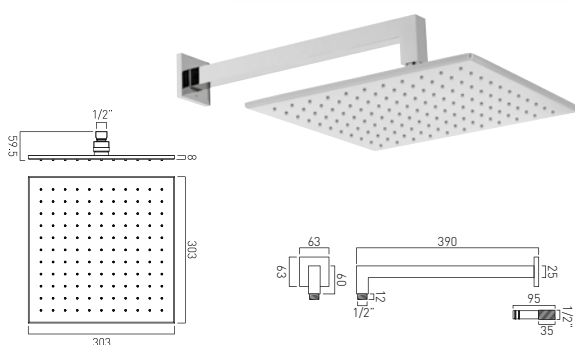
Nebula  
round single function shower head  
rub-clean nozzles  
with shower arm  
wall mounted  
300mm (12") diameter  
minimum operating pressure 1.0 bar MP

chrome  
NEB-RO/30-SA-CP  
**H<sub>2</sub>ECO™**  
FR-SHOWER/9-PLA



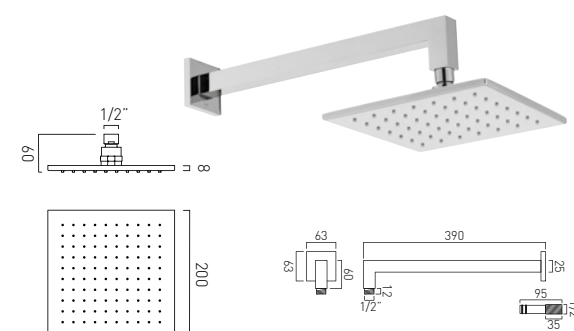
Nebula  
round single function shower head  
rub-clean nozzles  
with shower arm  
wall mounted  
200mm (8") diameter  
minimum operating pressure 0.2 bar LP

chrome  
NEB-RO/20-SA-CP  
**H<sub>2</sub>ECO™**  
FR-SHOWER/9-PLA



Nebula  
square single function shower head  
rub-clean nozzles  
with shower arm  
wall mounted  
300mm (12")  
minimum operating pressure 1.0 bar MP

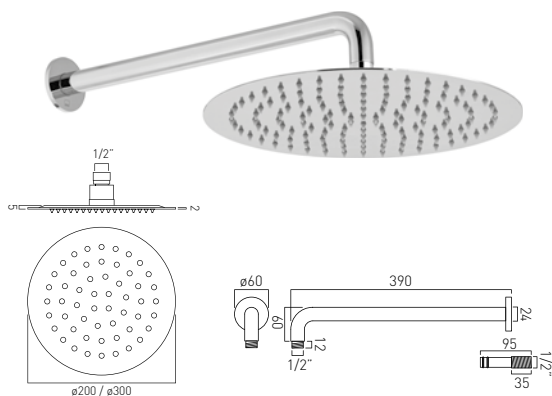
chrome  
NEB-SQ/30-SA-CP  
**H<sub>2</sub>ECO™**  
FR-SHOWER/9-PLA



Nebula  
square single function shower head  
rub-clean nozzles  
with shower arm  
wall mounted  
200mm (8")  
minimum operating pressure 0.2 bar LP

chrome  
NEB-SQ/20-SA-CP  
**H<sub>2</sub>ECO™**  
FR-SHOWER/9-PLA





Aquablade  
round slimline single function shower head  
rub-clean nozzles  
with shower arm  
wall mounted

300mm (12") diameter  
minimum operating pressure 1.0 bar MP

200mm (8") diameter  
minimum operating pressure 0.2 bar LP

chrome / stainless steel

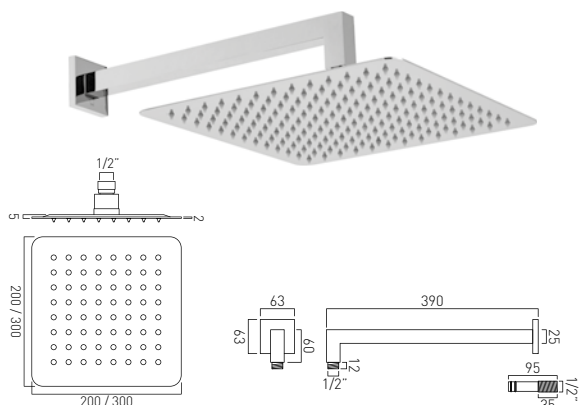


AQB-RQ/30/SA-C/P

AQB-RQ/20/SA-C/P

**H2ECO™**

FR-SHOWER/9-PLA



Aquablade  
square slimline single function shower head  
rub-clean nozzles  
with shower arm  
wall mounted

300mm (12")  
minimum operating pressure 1.0 bar MP

200mm (8")  
minimum operating pressure 0.2 bar LP

chrome / stainless steel

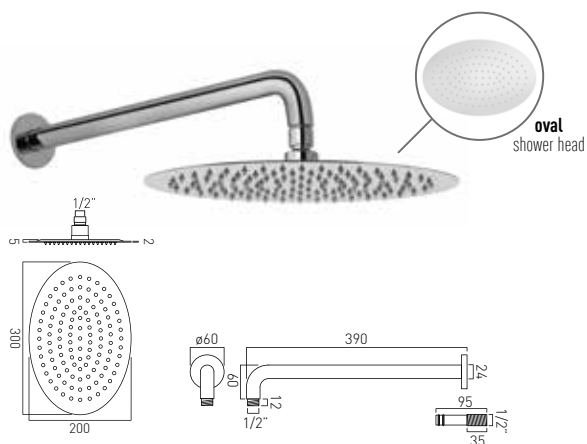


AQB-SQ/30/SA-A-C/P

AQB-SQ/20/SA-A-C/P

**H2ECO™**

FR-SHOWER/9-PLA



Aquablade  
oval slimline single function shower head  
rub-clean nozzles  
with shower arm  
wall mounted  
200mm x 300mm (8" x 12")  
minimum operating pressure 1.0 bar MP

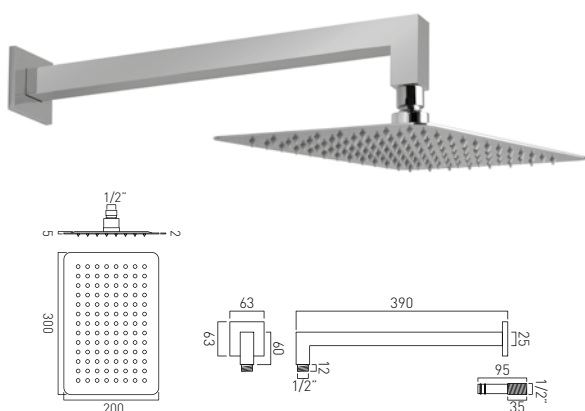
chrome / stainless steel



AQB-OV/30/SA-C/P

**H2ECO™**

FR-SHOWER/9-PLA



Aquablade  
rectangular slimline single function shower head  
rub-clean nozzles  
with shower arm  
wall mounted  
200 x 300mm (8 x 12")  
minimum operating pressure 1.0 bar MP

chrome / stainless steel

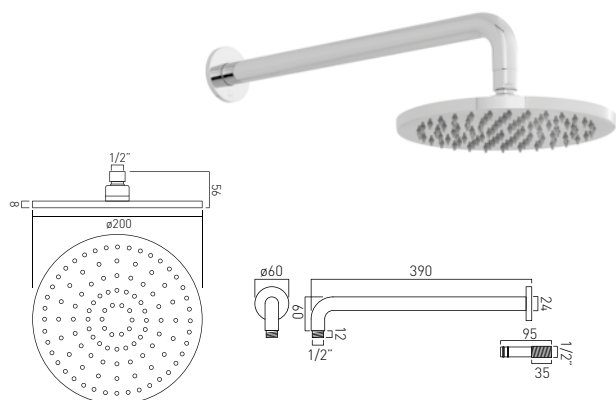


AQB-20X30/SA-A-C/P

**H2ECO™**

FR-SHOWER/9-PLA

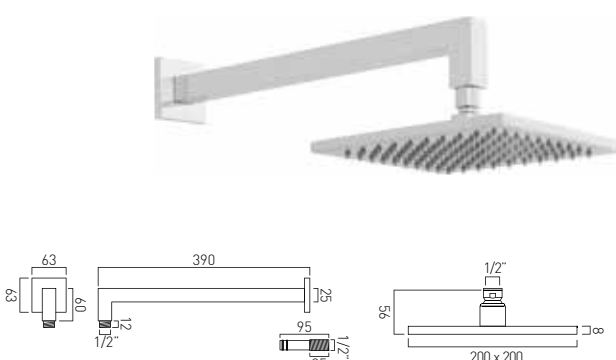




Atmosphere  
round single function air-injection shower head  
rub-clean nozzles  
with shower arm  
wall mounted  
200mm (8") diameter  
minimum operating pressure 1.0 bar MP

chrome  
ATM-HEADRQ/B/SA-C/P

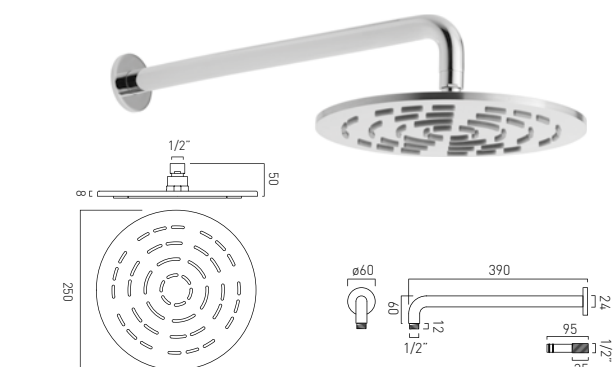
**H<sub>2</sub>ECO™**  
FR-SHOWER/9-PLA



Atmosphere  
square single function air-injection shower head  
rub-clean nozzles  
with shower arm  
wall mounted  
200mm (8")  
minimum operating pressure 1.0 bar MP

chrome  
ATM-HEADSQ/B/SA/A-CP

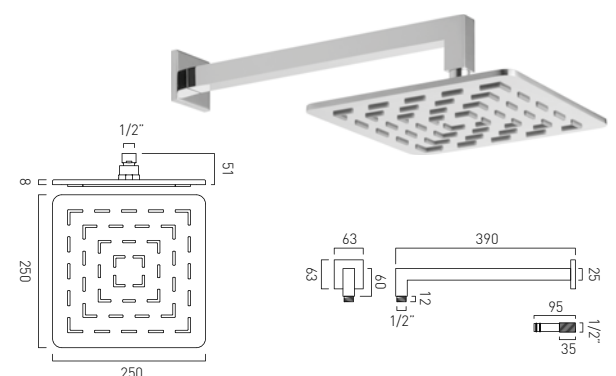
**H<sub>2</sub>ECO™**  
FR-SHOWER/9-PLA



Geometry  
round single function geometric shower head  
rub-clean nozzles  
with shower arm  
wall mounted  
250mm (10") diameter  
minimum operating pressure 1.0 bar MP

chrome  
GEOM-250RQ-SA-SS

**H<sub>2</sub>ECO™**  
FR-SHOWER/9-PLA

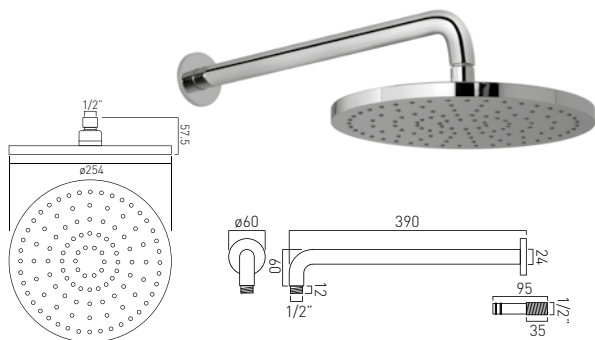


Geometry  
square single function geometric shower head  
with shower arm  
wall mounted  
250mm (10")  
minimum operating pressure 1.0 bar MP

chrome  
GEOM-250SQ-SA-SS

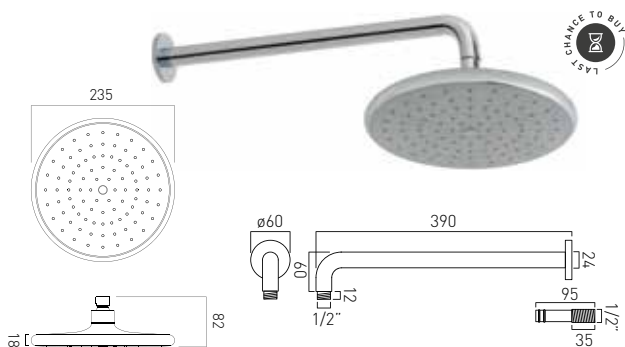
**H<sub>2</sub>ECO™**  
FR-SHOWER/9-PLA





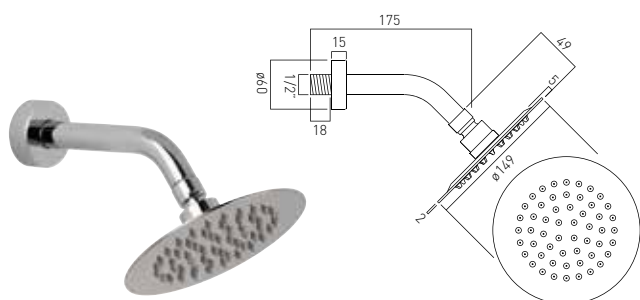
Saturn  
round single function shower head  
with shower arm  
wall mounted  
254mm (10") diameter  
minimum operating pressure 0.2 bar LP

chrome  
WG-SATURN2/SA-C/P  
**H<sub>2</sub>ECO™**  
FR-SHOWER/9-PLA



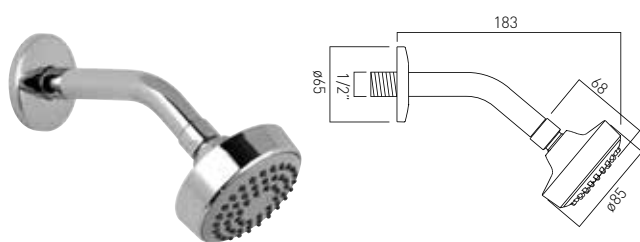
Ceres  
round self-cleaning shower head  
with shower arm  
wall mounted  
235mm (9") diameter  
minimum operating pressure 0.2 bar LP

chrome  
CER-HEAD/SA-C/P  
**H<sub>2</sub>ECO™**  
FR-SHOWER/9-PLA



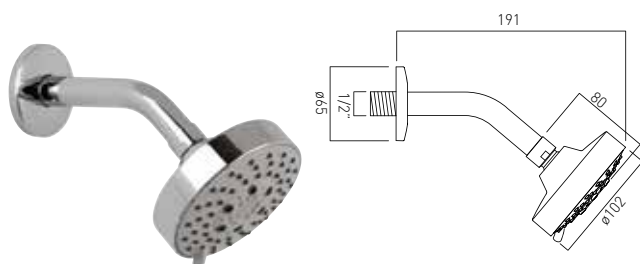
Aquablade  
round slimline single function shower head  
rub-clean nozzles  
with shower arm  
wall mounted  
150mm (6") diameter  
minimum operating pressure 0.2 bar LP

chrome  
AQB-RO/15/SA-C/P  
**H<sub>2</sub>ECO™**  
FR-SHOWER/9-PLA



single function fixed shower head  
rub-clean nozzles  
with shower arm  
wall mounted  
85mm (3") diameter  
minimum operating pressure 0.2 bar LP

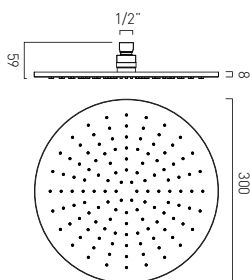
chrome  
WG-SFKIT2-C/P  
**H<sub>2</sub>ECO™**  
FR-SHOWER/9-C/P



5 function fixed shower head  
rub-clean nozzles  
with shower arm  
wall mounted  
102mm (4") diameter  
minimum operating pressure 1.0 bar MP

chrome  
WG-MFKIT2-C/P  
**H<sub>2</sub>ECO™**  
FR-SHOWER/9-C/P



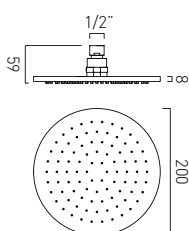



Nebula  
round single function shower head  
rub-clean nozzles  
1/2" female inlet  
300mm (12") diameter  
minimum operating pressure 1.0 bar MP

chrome  
NEB-RO/30-CP  
  
**H<sub>2</sub>ECO™**  
FR-SHOWER/9-PLA



brushed black IND-RO/30-BLK	brushed nickel IND-RO/30-BRN
brushed gold IND-RO/30-BRG	brushed bronze IND-RO/30-BRZ

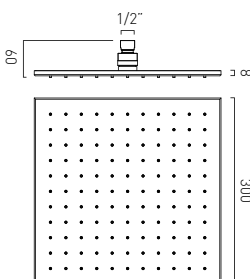
Nebula  
round single function shower head  
rub-clean nozzles  
1/2" female inlet  
200mm (8") diameter  
minimum operating pressure 0.2 bar LP

chrome  
NEB-RO/20-CP  
  
**H<sub>2</sub>ECO™**  
FR-SHOWER/9-PLA



**NEW**

brushed black IND-RO/20-BLK	brushed nickel IND-RO/20-BRN
brushed gold IND-RO/20-BRG	brushed bronze IND-RO/20-BRZ

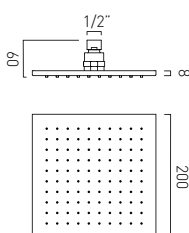



Nebula  
square single function shower head  
rub-clean nozzles  
1/2" female inlet  
300mm (12")  
minimum operating pressure 1.0 bar MP

chrome  
NEB-SQ/30-CP  
  
**H<sub>2</sub>ECO™**  
FR-SHOWER/9-PLA



brushed black IND-SQ/30-BLK	brushed nickel IND-SQ/30-BRN
brushed gold IND-SQ/30-BRG	brushed bronze IND-SQ/30-BRZ

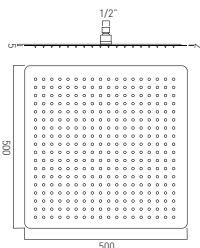
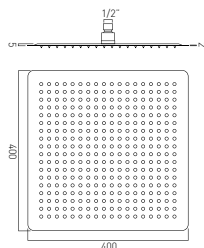
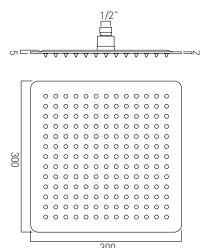
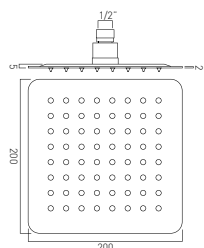



Nebula  
square single function shower head  
rub-clean nozzles  
1/2" female inlet  
200mm (8")  
minimum operating pressure 0.2 bar LP

chrome  
NEB-SQ/20-CP  
  
**H<sub>2</sub>ECO™**  
FR-SHOWER/9-PLA



brushed black IND-SQ/20-BLK	brushed nickel IND-SQ/20-BRN
brushed gold IND-SQ/20-BRG	brushed bronze IND-SQ/20-BRZ



Aquablade  
square slimline single function shower head  
rub-clean nozzles  
1/2" female inlet

200mm (8")  
minimum operating pressure 0.2 bar LP

300mm (12")  
minimum operating pressure 1.0 bar MP

400mm (16")  
minimum operating pressure 1.0 bar MP

500mm (20")  
minimum operating pressure 1.0 bar MP

chrome



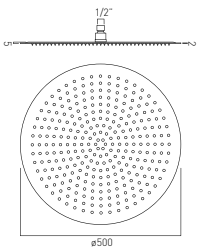
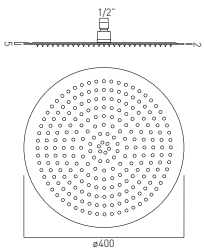
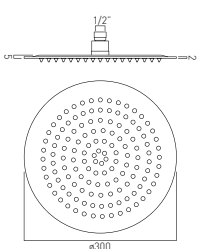
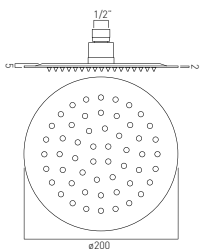

AQB-SQ/20-C/P

AQB-SQ/30-C/P

AQB-SQ/40-C/P

AQB-SQ/50-C/P

**H2ECO™**  
FR-SHOWER/9-PLA



Aquablade  
round slimline single function shower head  
rub-clean nozzles  
1/2" female inlet

200mm (8") diameter  
minimum operating pressure 0.2 bar LP

300mm (12") diameter  
minimum operating pressure 1.0 bar MP

400mm (16") diameter  
minimum operating pressure 1.0 bar MP

500mm (20") diameter  
minimum operating pressure 1.0 bar MP

chrome



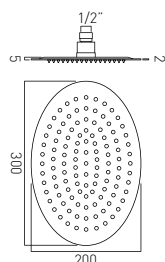
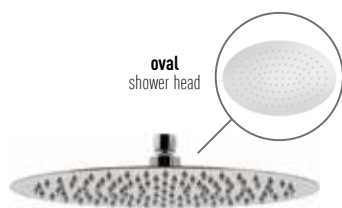
AQB-RO/20-C/P

AQB-RO/30-C/P

AQB-RO/40-C/P

AQB-RO/50-C/P

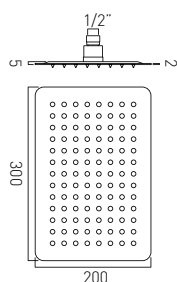
**H2ECO™**  
FR-SHOWER/9-PLA



Aquablade  
oval slimline single function shower head  
rub-clean nozzles  
200mm x 300mm (8" x 12")  
1/2" female inlet  
minimum operating pressure 1.0 bar MP

chrome  
AQB-0V/30-C/P

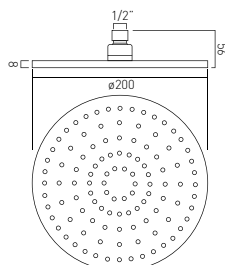
**H<sub>2</sub>ECO™**  
FR-SHOWER/9-PLA



Aquablade  
rectangular slimline single function shower head  
rub-clean nozzles  
rectangular shower head  
200mm x 300mm (8" x 12")  
1/2" female inlet  
minimum operating pressure 1.0 bar MP

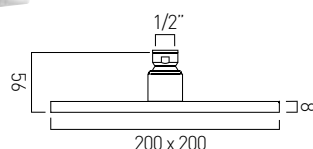
chrome  
AQB-20X30-C/P

**H<sub>2</sub>ECO™**  
FR-SHOWER/9-PLA



Atmosphere  
round single function air-injection shower head  
rub-clean nozzles  
200mm (8") diameter  
1/2" female inlet  
minimum operating pressure 1.0 bar MP

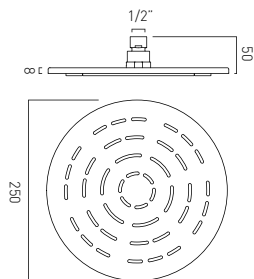
chrome  
ATM-HEAD/RQ/B-C/P  
**H<sub>2</sub>ECO™**  
FR-SHOWER/9-PLA



Atmosphere  
square single function air-injection shower head  
rub-clean nozzles  
200mm (8")  
1/2" female inlet  
minimum operating pressure 1.0 bar MP

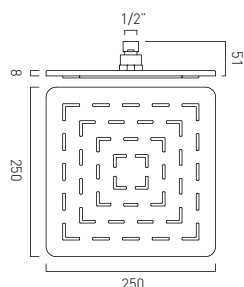
chrome  
ATM-HEAD/SQ/B-C/P  
**H<sub>2</sub>ECO™**  
FR-SHOWER/9-PLA





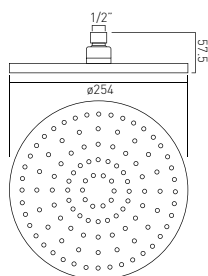
Geometry  
round single function geometric shower head  
rub-clean nozzles  
250mm (10") diameter  
minimum operating pressure 1.0 bar MP

chrome  
GEOM-250RO-SS  
**H<sub>2</sub>ECO™**  
FR-SHOWER/9-PLA



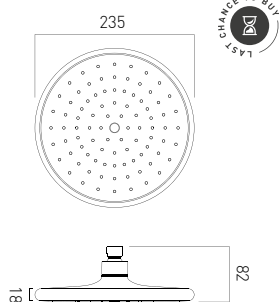
Geometry  
square single function geometric shower head  
rub-clean nozzles  
250mm (10")  
minimum operating pressure 1.0 bar MP

chrome  
GEOM-250SQ-SS  
**H<sub>2</sub>ECO™**  
FR-SHOWER/9-PLA



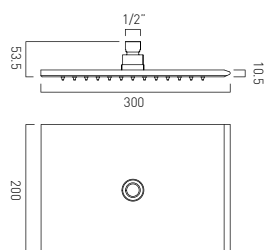
Saturn  
round single function fixed shower head  
254mm (10") diameter  
1/2" female inlet  
minimum operating pressure 0.2 bar LP

chrome  
WG-SATURN2-C/P  
**H<sub>2</sub>ECO™**  
FR-SHOWER/9-PLA



Ceres  
round self-cleaning shower head  
235mm (9") diameter  
1/2" female inlet  
minimum operating pressure 0.2 bar LP

chrome  
CER-HEAD-C/P  
**H<sub>2</sub>ECO™**  
FR-SHOWER/9-PLA

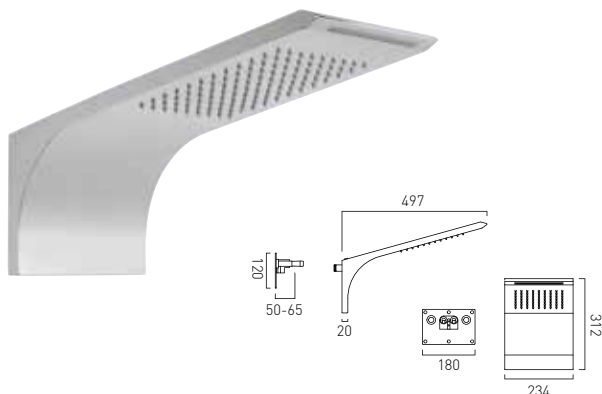


Omika  
rectangular single function shower head  
rub-clean nozzles  
200 x 300mm (8" x 12")  
minimum operating pressure 1.0 bar MP

chrome  
OMI-HEAD-C/P  
**H<sub>2</sub>ECO™**  
FR-SHOWER/9-PLA



polished black  
IND-OMI/HEAD-PB

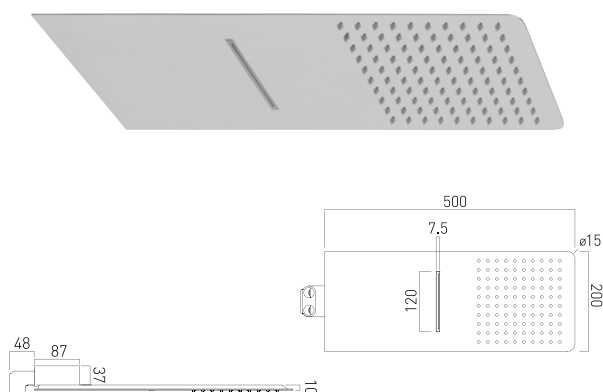


Omika  
shower head  
wall mounted  
2 functions: rain and water blade  
min-max wall mount 50-65mm  
optimum installation depth 57mm  
minimum operating pressure 1.0 bar MP

chrome  
OMI-WMHEAD-C/P



**H<sub>2</sub>ECO™**  
FR-106/9-PLA  
(2 are required)

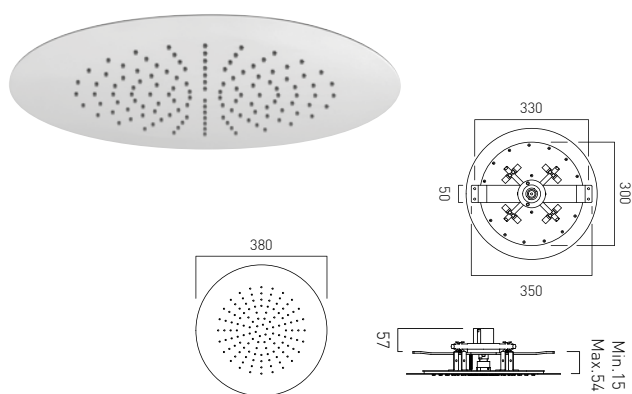


Aquablade  
rectangular shower head  
wall mounted  
2 functions: rain and water blade  
min-max wall mount 46-68mm  
optimum installation depth 58mm  
minimum operating pressure 1.0 bar MP

stainless steel  
AQB-WMSQ-C/P

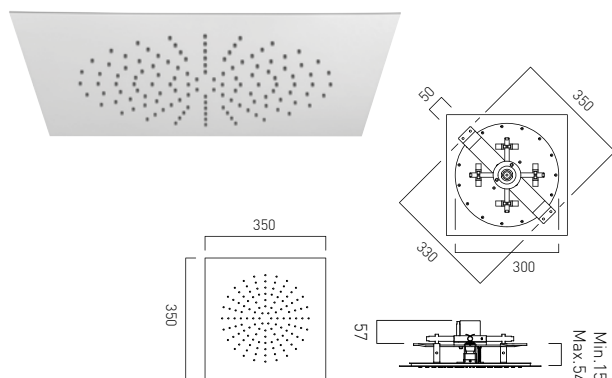


**H<sub>2</sub>ECO™**  
12 l/m flow regulator fitted as standard



Sky  
round flush-fit ceiling mounted shower head  
rub-clean nozzles  
380mm (15") diameter  
minimum operating pressure 1.0 bar MP

chrome  
SKY-RQ38-CP  
**H<sub>2</sub>ECO™**  
FR-SHOWER/9-C/P




Sky  
square flush-fit ceiling mounted shower head  
rub-clean nozzles  
350mm (14") diameter  
minimum operating pressure 1.0 bar MP

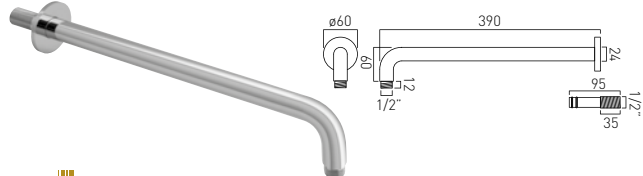
chrome  
SKY-SQ35-CP  
**H<sub>2</sub>ECO™**  
FR-SHOWER/9-C/P



- Improved shower arm design makes fitting simpler and faster
- Head and arm can be fitted as a second fix item
- Two part system allows much greater fitting depth tolerance into the wall
- Minimalist design
- All brass construction



**INDIVIDUAL**  
by VADO



Elements  
easy fit shower arm  
wall mounted

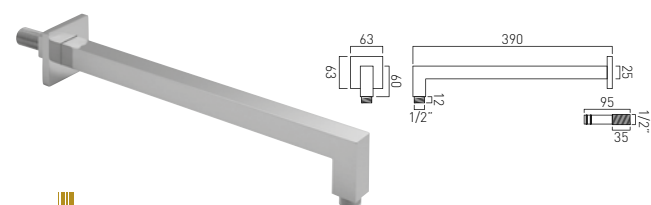
chrome  
WG-EFSA/RO-C/P



brushed black  
IND-EFSA/RO-BLK  
brushed gold  
IND-EFSA/RO-BRG

brushed nickel  
IND-EFSA/RO-BRN  
brushed bronze  
IND-EFSA/RO-BRZ

**INDIVIDUAL**  
by VADO



Mix²  
easy fit shower arm  
wall mounted

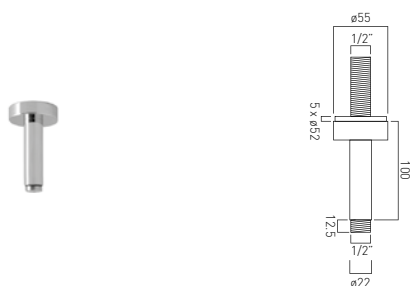
chrome  
WG-EFSA/SQ-C/P



polished black  
IND-EFSA/SQ-BLK  
brushed black  
IND-EFSA/SQ-BLK  
brushed gold  
IND-EFSA/SQ-BRG

brushed nickel  
IND-EFSA/SQ-BRN  
brushed bronze  
IND-EFSA/SQ-BRZ

**INDIVIDUAL**  
by VADO



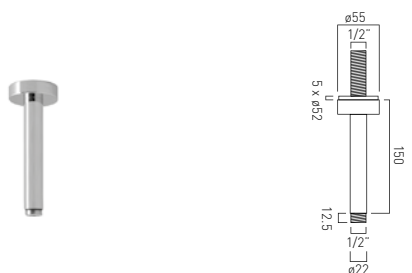
Elements  
fixed head ceiling mounting arm  
100mm (4")  
1/2" x 70mm threaded inlet  
1/2" threaded outlet

chrome  
ELE-CMA/4IN-C/P



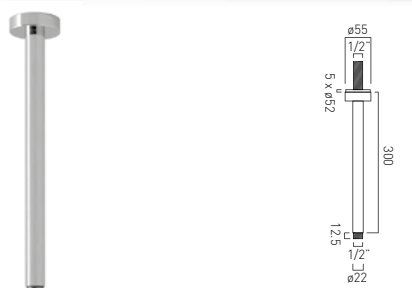
polished black  
IND-CMA/RO/4IN-PB  
brushed black  
IND-CMA/RO/4IN-BLK  
brushed gold  
IND-CMA/RO/4IN-BRG

brushed nickel  
IND-CMA/RO/4IN-BRN  
brushed bronze  
IND-CMA/RO/4IN-BRZ



Elements  
fixed head ceiling mounting arm  
150mm (6")  
1/2" x 70mm threaded inlet  
1/2" threaded outlet

chrome  
ELE-CMA/6IN-C/P

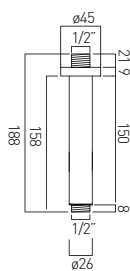


Elements  
fixed head ceiling mounting arm  
300mm (12")  
1/2" x 70mm threaded inlet  
1/2" threaded outlet

chrome  
ELE-CMA/12IN-C/P

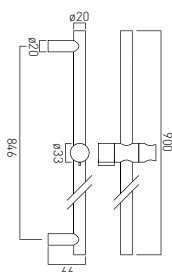






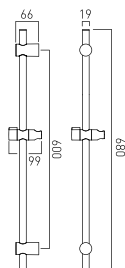
Mix<sup>2</sup>  
fixed head ceiling mounting arm  
150mm (6")  
1/2" x 15mm threaded inlet  
1/2" threaded outlet

chrome  
MIX-CMA/150-C/P



Elements  
contemporary slide rail  
with twist control  
805mm slide rail  
900mm overall rail length

chrome  
ELE-SR/900-C/P



Space  
contemporary slide rail kit  
with twist control  
150cm shower hose and hose retainer  
546mm slide rail  
680mm overall rail length

chrome  
WG-SPACE/RK-DB-C/P



smoothflex  
anti-twist silver hose  
1/2" x 1/2" conical connection  
150cm

silver  
ZOO-HOSE/AT-DB-SIL



chrome plated brass  
standard bore shower hose  
1/2" x 1/2" conical connection

chrome



120cm

SH-012-120-DB-C/P

150cm

SH-012-150-DB-C/P

200cm

SH-012-200-DB-C/P

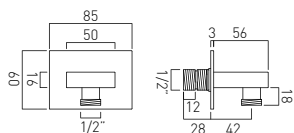


chrome plated brass  
large bore shower hose  
1/2" x 1/2" conical connection  
150cm

chrome  
SH-013-150-DB-CP-LB



**INDIVIDUAL**  
by VADO



Instinct  
wall outlet  
1/2\" threaded inlet  
1/2\" threaded outlet

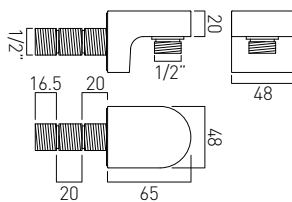
chrome  
INS-OUTLET-C/P



brushed black  
IND-OUTLET/SQ-BLK  
brushed gold  
IND-OUTLET/SQ-BRG

brushed nickel  
IND-OUTLET/SQ-BRN  
brushed bronze  
IND-OUTLET/SQ-BRZ

**INDIVIDUAL**  
by VADO

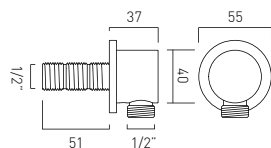


Life  
wall outlet  
1/2\" threaded inlet  
1/2\" threaded outlet

chrome  
LIF-OUTLET-C/P



**INDIVIDUAL**  
by VADO



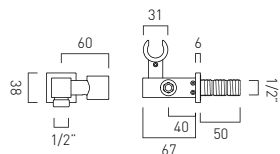
Elements  
wall outlet  
1/2\" threaded inlet  
1/2\" threaded outlet

chrome  
ELE-OUTLET2-CP



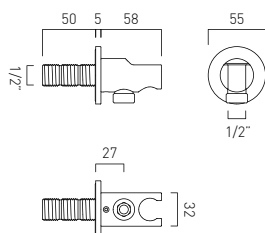
brushed black  
IND-OUTLET/RO2-BLK  
brushed gold  
IND-OUTLET/RO2-BRG

brushed nickel  
IND-OUTLET/RO2-BRN  
brushed bronze  
IND-OUTLET/RO2-BRZ



Mix²  
integrated outlet  
and shower bracket  
wall mounted  
1/2\" threaded inlet  
1/2\" threaded outlet

chrome  
MIX-WEQ2-CP



Elements  
integrated outlet  
and shower bracket  
wall mounted  
1/2\" threaded inlet  
1/2\" threaded outlet

chrome  
ELE-OUTLETBRACK3-CP



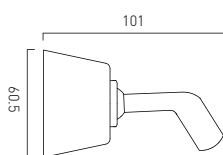
Wall Outlets

VADO



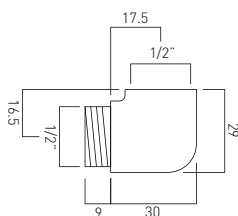
Zoo  
contemporary shower bracket  
wall mounted

chrome  
ZOO-BRACKET-C/P



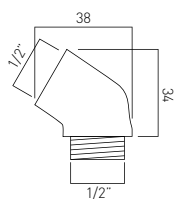
adjustable shower bracket  
wall mounted

chrome  
SH-711-BRACKET-C/P



bath shower mixer extension elbow  
for use with bath shower mixer  
to extend the distance between  
hose connection and bath tub  
in case of protruding pop-up waste

chrome  
WG-130ELBOW-C/P



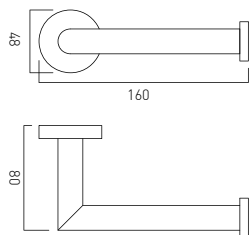
elbow  
to suit deck mounted  
pull-up handsets  
deck mounted

chrome  
WG-ELBOW/45-C/P





**INDIVIDUAL**  
by VADO



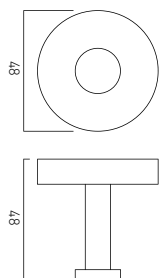
knurled paper holder  
wall mounted

chrome  
SPA-180-CPK



brushed black  
IND-SPA180-BLKK  
brushed gold  
IND-SPA180-BRGK  
brushed nickel  
IND-SPA180-BRNL  
brushed bronze  
IND-SPA180-BRZK

**INDIVIDUAL**  
by VADO



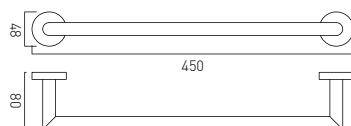
knurled robe hook  
wall mounted

chrome  
SPA-186-CPK



brushed black  
IND-SPA186-BLKK  
brushed gold  
IND-SPA186-BRGK  
brushed nickel  
IND-SPA186-BRNL  
brushed bronze  
IND-SPA186-BRZK

**INDIVIDUAL**  
by VADO



knurled towel rail  
wall mounted  
450mm (18")

chrome  
SPA-184-45-CPK



brushed black  
IND-SPA184-45-BLKK  
brushed gold  
IND-SPA184-45-BRGK  
brushed nickel  
IND-SPA184-45-BRNL  
brushed bronze  
IND-SPA184-45-BRZK

OMIKA

DESIGNED BY

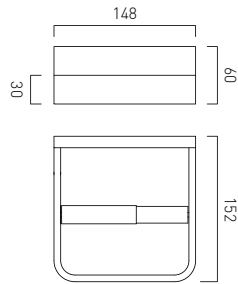
*John*







INDIVIDUAL  
by VADO

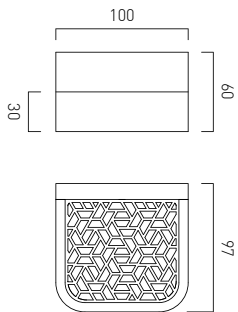


closed paper holder  
wall mounted

chrome  
OMI-180-C/P

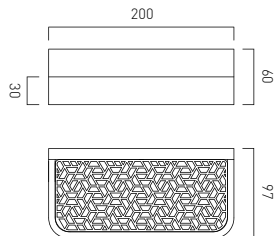


polished black  
IND-OMI180-PB



shelf with geometric insert  
wall mounted  
100mm (4")

chrome  
OMI-185-10-C/P



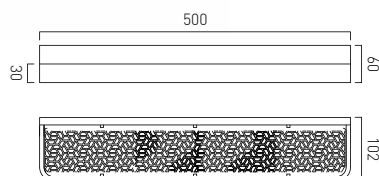
shelf with geometric insert  
wall mounted  
200mm (8")

chrome  
OMI-185-20-C/P



INDIVIDUAL  
by VADO

polished black  
IND-OMI185-20-PB



shelf with geometric insert  
wall mounted  
500mm (20")

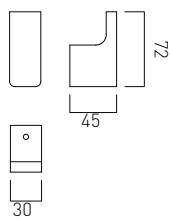
chrome  
OMI-185-50-C/P



INDIVIDUAL  
by VADO

polished black  
IND-OMI185-50-PB

INDIVIDUAL  
by VADO



Shama  
robe hook  
wall mounted

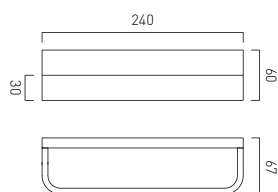
chrome  
SHA-186-C/P



polished black  
IND-SHA186-PB  
brushed black  
IND-SHA186-BLK  
brushed gold  
IND-SHA186-BRG

brushed nickel  
IND-SHA186-BRN  
brushed bronze  
IND-SHA186-BRZ

INDIVIDUAL  
by VADO



towel bar  
wall mounted


chrome  
OMI-181-C/P



polished black  
IND-OMI181-PB  
brushed black  
IND-OMI181-BLK  
brushed gold  
IND-OMI181-BRG

brushed nickel  
IND-OMI181-BRN  
brushed bronze  
IND-OMI181-BRZ

INDIVIDUAL  
by VADO



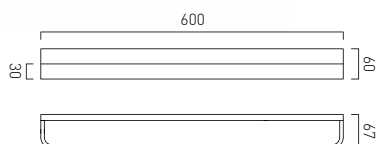
towel rail  
wall mounted  
450mm (18")

chrome  
OMI-184-45-C/P



polished black  
IND-OMI184-45-PB

INDIVIDUAL  
by VADO



towel rail  
wall mounted  
600mm (24")

chrome  
OMI-184-60-C/P



polished black  
IND-OMI184-45-PB

Omika Accessories

VADO

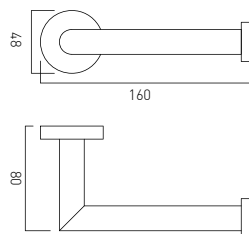




Spa Accessories

VADO

**INDIVIDUAL**  
by VADO



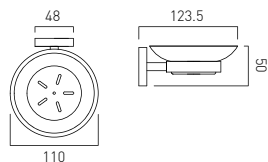
paper holder  
wall mounted

chrome  
SPA-180-C/P



brushed black  
IND-SPA180-BLK  
brushed gold  
IND-SPA180-BRG

brushed nickel  
IND-SPA180-BRN  
brushed bronze  
IND-SPA180-BRZ

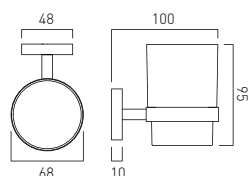


frosted glass soap dish and holder  
wall mounted

chrome  
SPA-182-C/P



replacement frosted glass soap dish:  
ELE-182-GLS



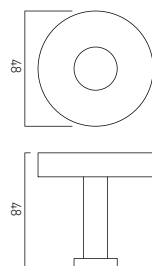
frosted glass tumbler and holder  
wall mounted

chrome  
SPA-183-C/P



replacement frosted glass tumbler:  
ELE-TUMBLER-GLS

**INDIVIDUAL**  
by VADO



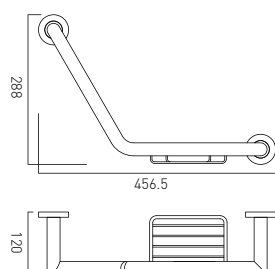
robe hook  
wall mounted

chrome  
SPA-186-C/P



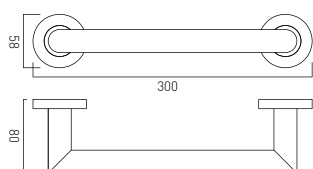
brushed black  
IND-SPA186-BLK  
brushed gold  
IND-SPA186-BRG

brushed nickel  
IND-SPA186-BRN  
brushed bronze  
IND-SPA186-BRZ



angled grab rail with basket  
wall mounted  
456mm (18")

chrome  
SPA-1802-C/P



grab or towel rail  
wall mounted  
300mm (12")

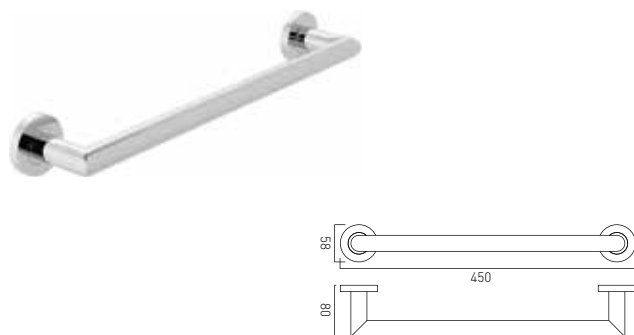
chrome  
SPA-1801-30-C/P



brushed black  
IND-SPA1801-30-BLK  
brushed gold  
IND-SPA1801-30-BRG

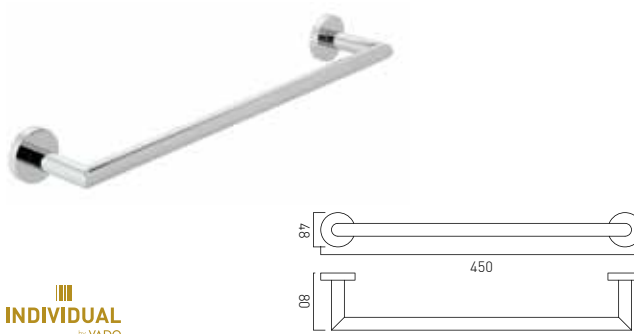
brushed nickel  
IND-SPA1801-30-BRN  
brushed bronze  
IND-SPA1801-30-BRZ

**INDIVIDUAL**  
by VADO



grab or towel rail  
wall mounted  
450mm (18")

chrome  
SPA-1801-45-C/P



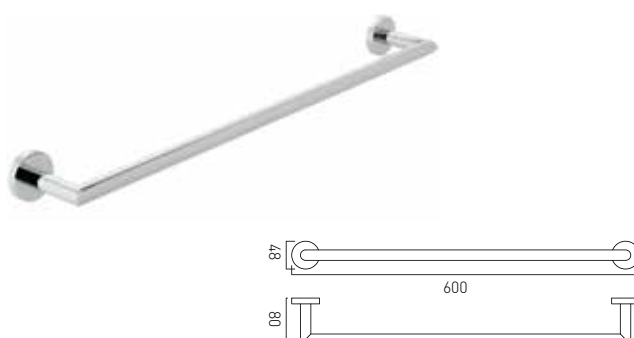
towel rail  
wall mounted  
450mm (18")

chrome  
SPA-184-45-C/P



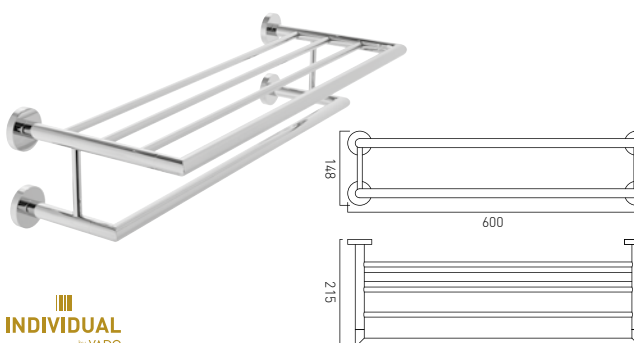
INDIVIDUAL  
by VADO

brushed black IND-SPA184-45-BLK  
brushed nickel IND-SPA184-45-BRN  
brushed gold IND-SPA184-45-BRG  
brushed bronze IND-SPA184-45-BRZ



towel rail  
wall mounted  
600mm (24")

chrome  
SPA-184-C/P



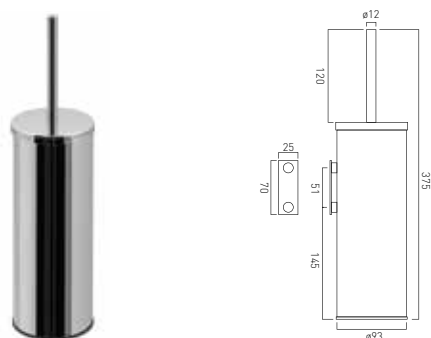
towel shelf with towel rail  
wall mounted  
600mm (24")

chrome  
SPA-185B-C/P



INDIVIDUAL  
by VADO

brushed black IND-SPA185B-BLK  
brushed nickel IND-SPA185B-BRN  
brushed gold IND-SPA185B-BRG  
brushed bronze IND-SPA185B-BRZ

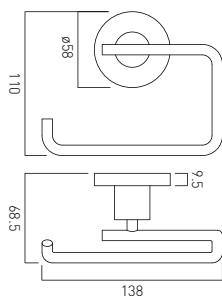


Infinity  
toilet brush  
and polished stainless steel holder  
wall mounted

stainless steel  
INF-188-C/P

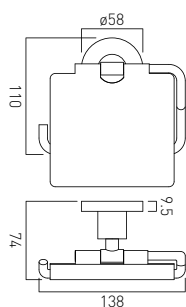






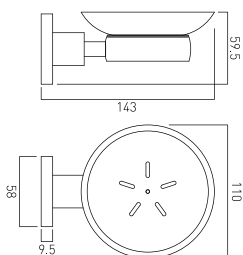
paper holder  
wall mounted

chrome  
ELE-180-C/P



covered paper holder  
wall mounted

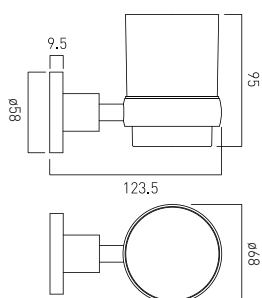
chrome  
ELE-180A-C/P



frosted glass soap dish and holder  
wall mounted

chrome  
ELE-182-C/P

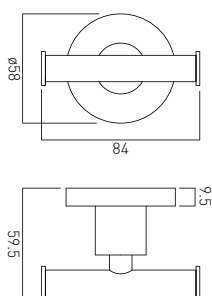
replacement frosted glass soap dish  
ELE-182-GLS



frosted glass tumbler and holder  
wall mounted

chrome  
ELE-183-C/P

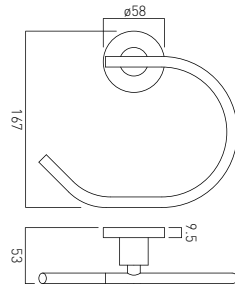
replacement frosted glass tumbler  
ELE-TUMBLER-GLS



robe hook  
wall mounted

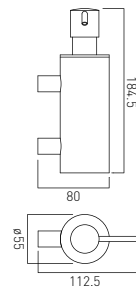
chrome  
ELE-186-C/P





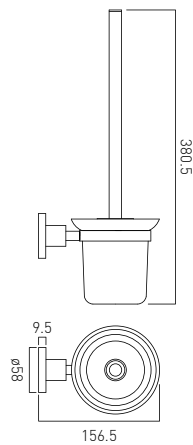
towel ring  
wall mounted

chrome  
ELE-181-C/P



soap dispenser  
wall mounted

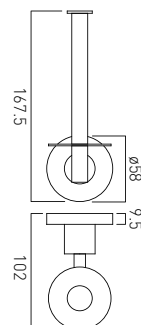
chrome  
ELE-182B-C/P



toilet brush and frosted glass holder  
wall mounted

chrome  
ELE-188-C/P


replacement brush  
ELE-188-BRUSH



spare paper holder  
wall mounted

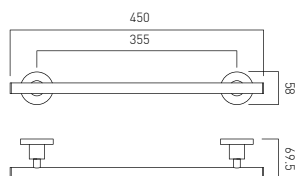
chrome  
ELE-180S-C/P






frosted glass shelf  
wall mounted  
chrome brackets  
558mm (22")

chrome  
ELE-185-C/P



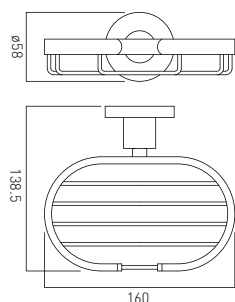
towel rail  
wall mounted  
450mm (18")

chrome  
ELE-184-45-C/P



towel rail  
wall mounted  
695mm (27")

chrome  
ELE-184-C/P



soap holder  
wall mounted

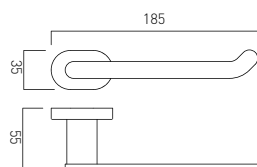
chrome  
ELE-182A-C/P





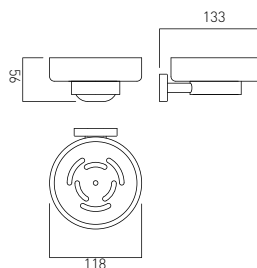






paper holder  
wall mounted

chrome  
LIF-180-C/P

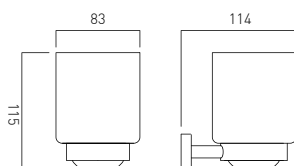


frosted glass soap dish and holder  
wall mounted

chrome  
LIF-182-C/P



replacement frosted glass soap dish  
ATO-SOAPDISH-GLS

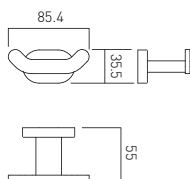


frosted glass tumbler and holder  
wall mounted

chrome  
LIF-183-C/P

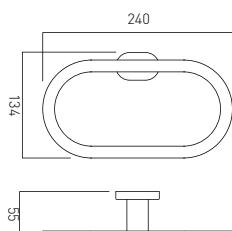


replacement frosted glass tumbler  
ATO-TUMBLER-GLS



robe hook  
wall mounted

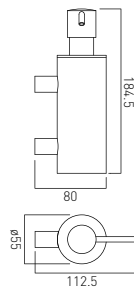
chrome  
LIF-186-C/P



towel ring  
wall mounted

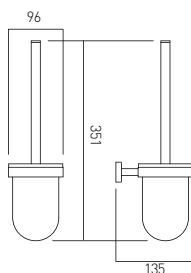
chrome  
LIF-181-C/P





soap dispenser  
wall mounted


chrome  
ELE-182B-C/P



toilet brush and frosted glass holder  
wall mounted


chrome  
LIF-188-C/P

replacement brush  
LIF-188/H+B-C/P



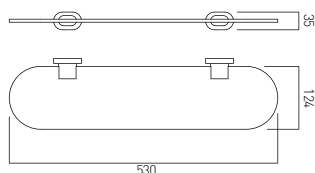
towel rail  
wall mounted  
450mm (18")

chrome  
LIF-184-45-C/P



towel rail  
wall mounted  
655mm (26")

chrome  
LIF-184-C/P



frosted glass shelf  
wall mounted  
chrome brackets  
530mm (21")

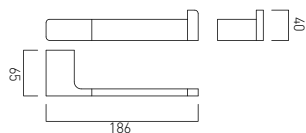
chrome  
LIF-185-C/P





Shama Accessories

VADO



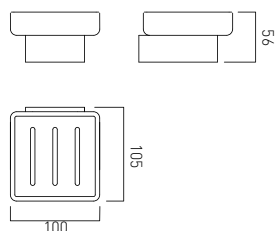
paper holder  
wall mounted

chrome  
SHA-180-C/P



brushed black  
IND-SHA180-BLK  
brushed gold  
IND-SHA180-BRG

brushed nickel  
IND-SHA180-BRN  
brushed bronze  
IND-SHA180-BRZ

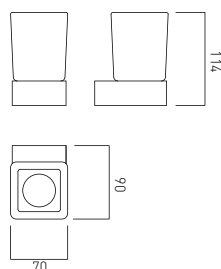


frosted glass soap dish and holder  
wall mounted

chrome  
SHA-182-C/P



replacement frosted glass soap dish  
SHA-SOAPDISH-GLS




frosted glass tumbler and holder  
wall mounted

chrome  
SHA-183-C/P

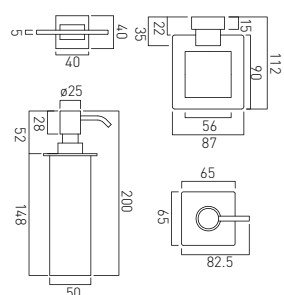


replacement frosted glass tumbler  
SHA-TUMBLER-GLS



double towel rail  
wall mounted  
350mm (14")

chrome  
SHA-184B-C/P



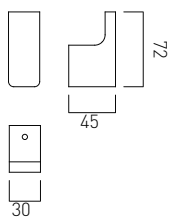
soap dispenser  
wall mounted

chrome  
LEV-182B-C/P





**INDIVIDUAL**  
by VADO



robe hook  
wall mounted

chrome  
SHA-186-C/P



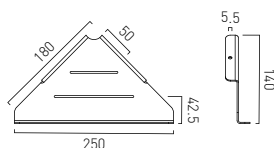
polished black  
IND-SHA186-PB  
brushed black  
IND-SHA186-BLK  
brushed gold  
IND-SHA186-BRG

brushed nickel  
IND-SHA186-BRN  
brushed bronze  
IND-SHA186-BRZ

**NEW**



**INDIVIDUAL**  
by VADO



corner shelf  
wall mounted

chrome  
SHF-18501-CP




brushed black  
IND-18501-BLK  
brushed gold  
IND-18501-BRG

brushed nickel  
IND-18501-BRN  
brushed bronze  
IND-18501-BRZ



**INDIVIDUAL**  
by VADO




towel rail  
wall mounted  
450mm (18")

chrome  
SHA-184-45-C/P



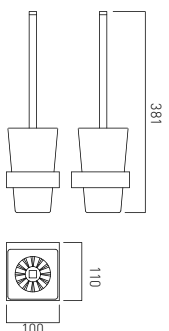
brushed black  
IND-SHA184-45-BLK  
brushed gold  
IND-SHA184-45-BRG

brushed nickel  
IND-SHA184-45-BRN  
brushed bronze  
IND-SHA184-45-BRZ



towel rail  
wall mounted  
640mm (25")

chrome  
SHA-184-C/P



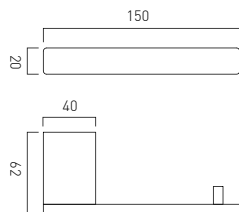
toilet brush and frosted glass holder  
wall mounted

chrome  
SHA-188-C/P



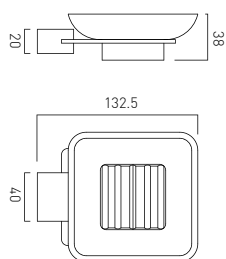
replacement brush  
SQU-188-BRUSH





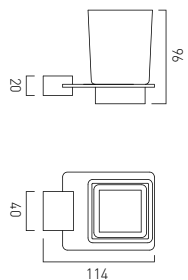
paper holder  
wall mounted

chrome  
PHA-180-C/P



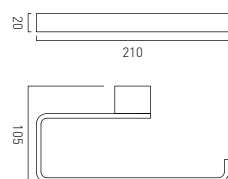
frosted glass soap dish and holder  
wall mounted

chrome  
PHA-182-C/P



frosted glass tumbler and holder  
wall mounted


chrome  
PHA-183-C/P



towel ring  
wall mounted


chrome  
PHA-181-C/P





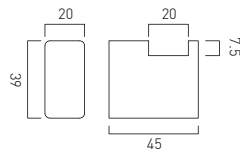
towel rail  
wall mounted  
450mm (18")

chrome  
PHA-184-45-C/P




towel rail  
wall mounted  
600mm (24")

chrome  
PHA-184-C/P



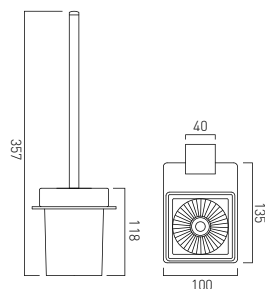
robe hook  
wall mounted

chrome  
PHA-186-C/P



frosted glass shelf  
wall mounted  
558mm (22")

chrome  
PHA-185-C/P



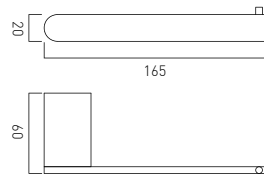
toilet brush and frosted glass holder  
wall mounted

chrome  
PHA-188-C/P



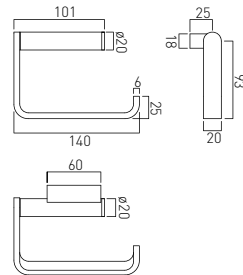






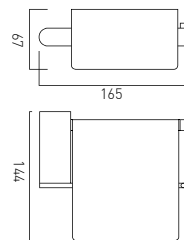
paper holder  
wall mounted

chrome  
PHO-180-C/P



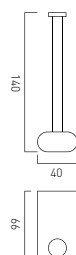
paper holder  
wall mounted

chrome  
INF-180-C/P



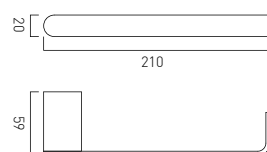
covered paper holder  
wall mounted

chrome  
PHO-180A-C/P



spare paper holder  
wall mounted

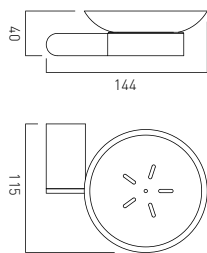
chrome  
PHO-180S-C/P



small towel bar  
wall mounted

chrome  
PHO-181-C/P



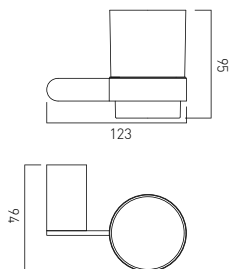


frosted glass soap dish and holder  
wall mounted

chrome  
PHO-182-C/P



replacement frosted glass soap dish:  
ELE-182-GLS

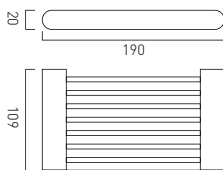


frosted glass tumbler and holder  
wall mounted

chrome  
PHO-183-C/P



replacement frosted glass tumbler:  
ELE-TUMBLER-GLS



soap holder  
wall mounted

chrome  
PHO-182A-C/P




**INDIVIDUAL**  
by VADO

brushed black  
IND-PHO182A-BLK  
brushed gold  
IND-PHO182A-BRG

brushed nickel  
IND-PHO182A-BRN  
brushed bronze  
IND-PHO182A-BRZ

**NEW**



shelf  
wall mounted  
380mm (15")


chrome  
PHO-185A-CP



**INDIVIDUAL**  
by VADO

brushed black  
IND-PHO185A-BLK  
brushed gold  
IND-PHO185A-BRG

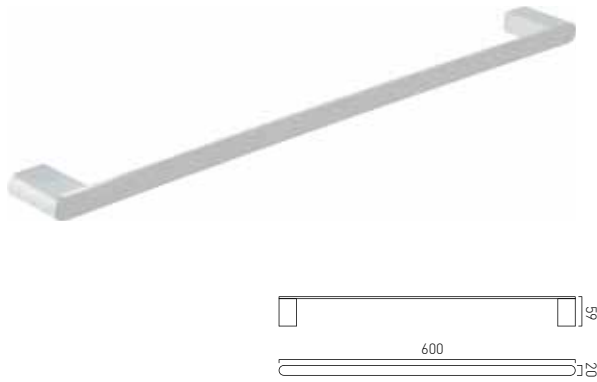
brushed nickel  
IND-PHO185A-BRN  
brushed bronze  
IND-PHO185A-BRZ



towel rail  
wall mounted  
450mm (18")

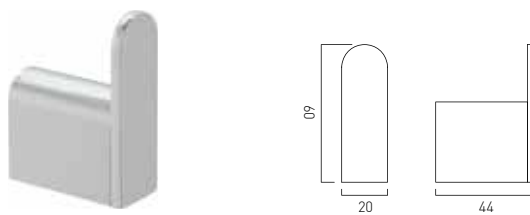
chrome  
PHO-184-45-C/P





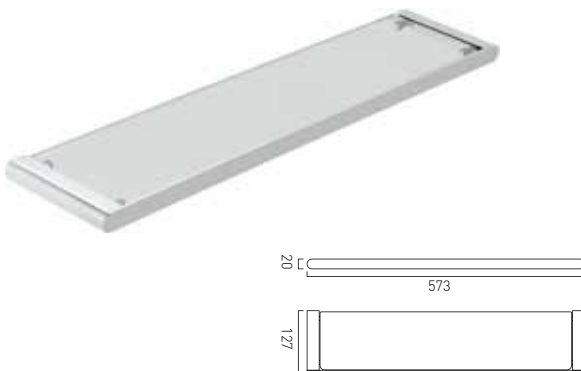
towel rail  
wall mounted  
600mm (24")

chrome  
PHO-184-C/P



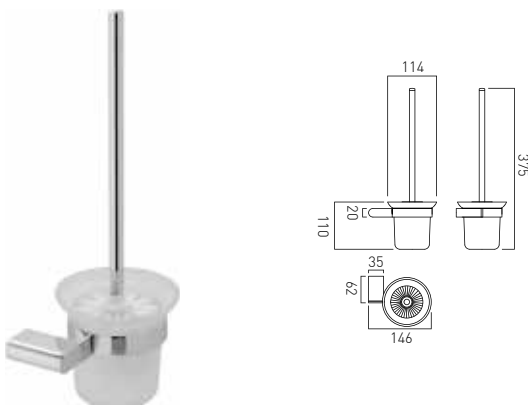
robe hook  
wall mounted

chrome  
PHO-186-C/P



clear glass shelf  
wall mounted  
573mm (23")

chrome  
PHO-185-C/P

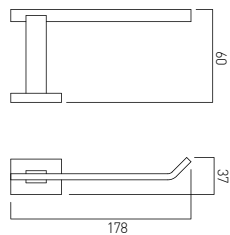


toilet brush and frosted glass holder  
wall mounted

chrome  
PHO-188-C/P

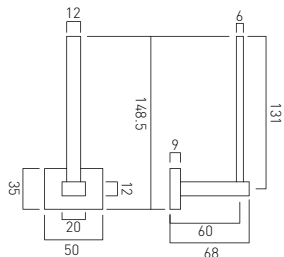






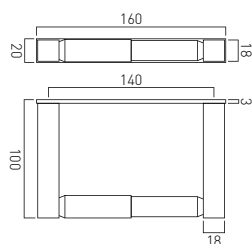
paper holder  
wall mounted

chrome  
LEV-180-C/P



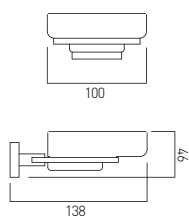
spare paper holder  
wall mounted

chrome  
LEV-180S-C/P



closed paper holder  
wall mounted

chrome  
SQU-180A-C/P

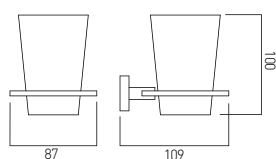


frosted glass soap dish and holder  
wall mounted

chrome  
LEV-182-C/P



replacement frosted glass soap dish  
LEV-SOAPDISH-GLS

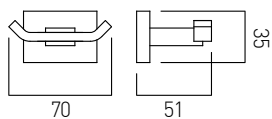


frosted glass tumbler and holder  
wall mounted

chrome  
LEV-183-C/P

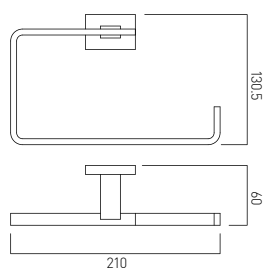


replacement frosted glass tumbler  
LEV-TUMBLER-GLS



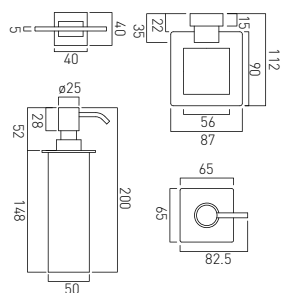
robe hook  
wall mounted

chrome  
LEV-186-C/P



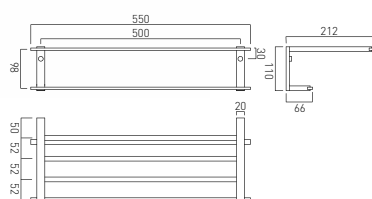
towel ring  
wall mounted

chrome  
LEV-181-C/P



soap dispenser  
wall mounted


chrome  
LEV-182B-C/P



towel shelf with towel rail  
wall mounted  
550mm (22")

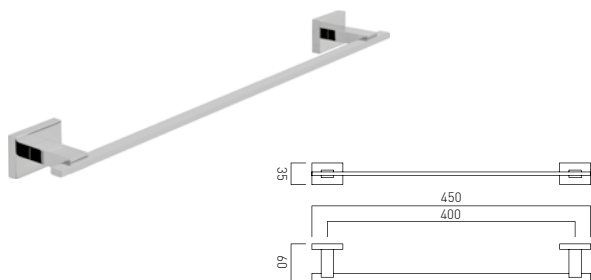
chrome  
LEV-185B-C/P





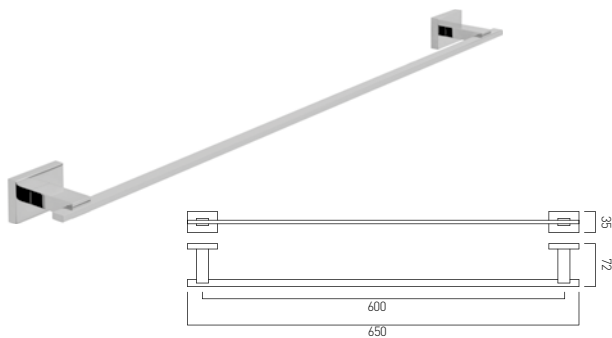
frosted glass shelf  
wall mounted  
chrome brackets  
530mm (21")

chrome  
LEV-185-C/P



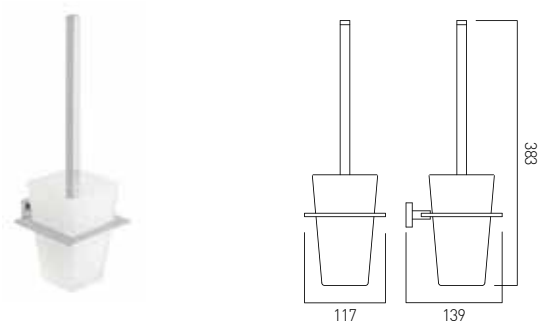
towel rail  
wall mounted  
450mm (18")

chrome  
LEV-184-45-C/P



towel rail  
wall mounted  
650mm (26")

chrome  
LEV-184-C/P



toilet brush and frosted glass holder  
wall mounted

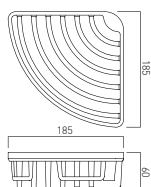

chrome  
LEV-188-C/P

replacement brush  
SQU-188-BRUSH



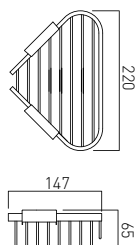







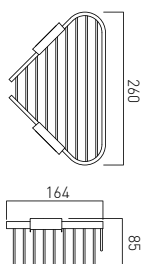

removable triangular corner basket  
wall mounted

chrome  
BAS-2000-C/P



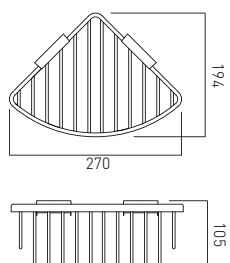
medium triangular corner basket  
wall mounted

chrome  
BAS-2015M-C/P



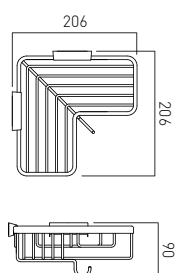
large triangular corner basket  
wall mounted

chrome  
BAS-2015L-C/P



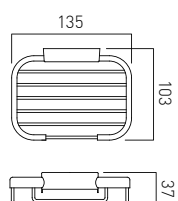
large triangular corner basket  
wall mounted

chrome  
BAS-2012-C/P



corner basket with hook  
wall mounted

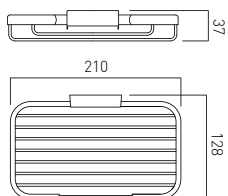
chrome  
BAS-2014-C/P



small rectangular basket  
wall mounted

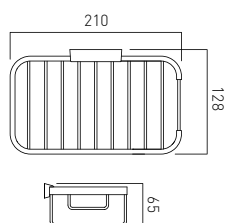

chrome  
BAS-2001-C/P





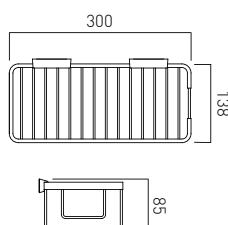
medium rectangular basket  
wall mounted

chrome  
BAS-2002-C/P



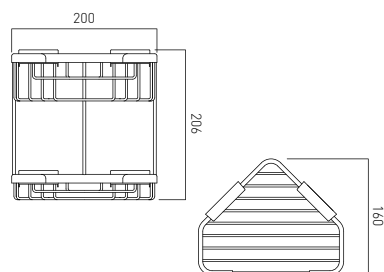
medium rectangular basket  
wall mounted

chrome  
BAS-2016M-C/P



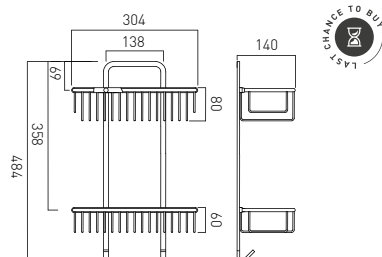
large rectangular basket  
wall mounted

chrome  
BAS-2016L-C/P



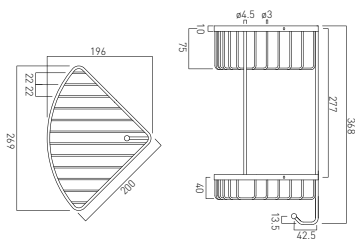
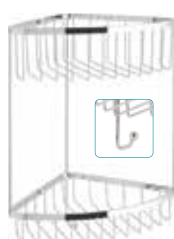
large double triangular corner basket  
wall mounted

chrome  
BAS-2013-C/P



large rectangular double basket  
wall mounted

chrome  
BAS-2003-C/P



large double triangular corner basket  
with integral hook  
wall mounted

chrome  
BAS-2004-C/P





AXCES  
by VADO

**AXCES**  
by VADO



mono basin mixer  
single lever  
smooth bodied  
with push basin waste  
with Neoperl Honeycomb Air aerator  
2 x 1/2" nut x 400mm flexipipe connections  
ceramic cartridge W-001-N35  
deck mount drill hole diameter 35mm  
minimum operating pressure 0.2 bar LP

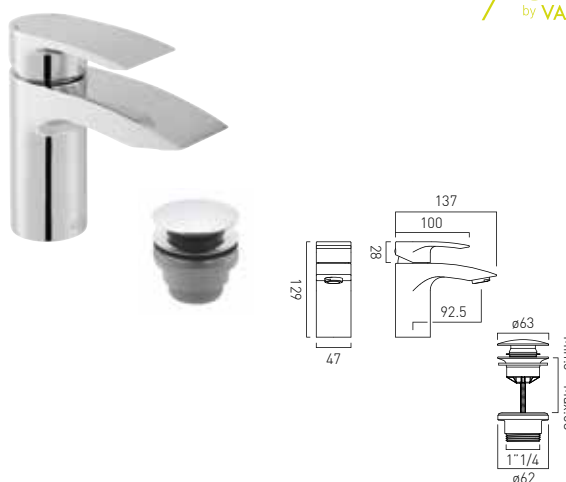
chrome  
AX-ROW-100/CC-CP



**H<sub>2</sub>ECO™**

5 l/m Honeycomb Air flow regulator fitted  
as standard

**AXCES**  
by VADO



mini mono basin mixer  
single lever  
smooth bodied  
with push basin waste  
with Neoperl Honeycomb Air aerator  
ceramic cartridge W-001-N35  
2 x 1/2" nut x 400mm flexipipe connections  
deck mount drill hole diameter 35mm  
minimum operating pressure 0.2 bar LP

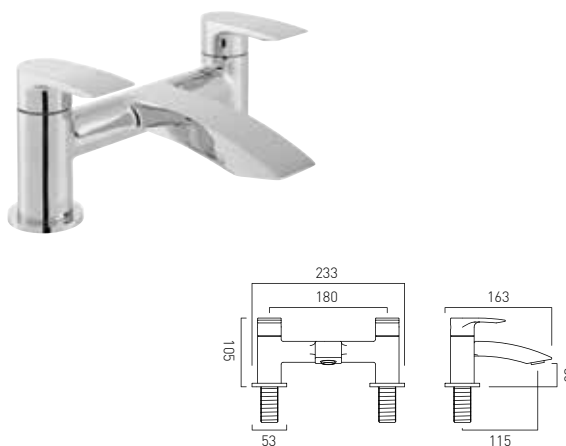
chrome  
AX-ROW-100M/CC-CP



**H<sub>2</sub>ECO™**

5 l/m Honeycomb Air flow regulator fitted  
as standard

**AXCES**  
by VADO

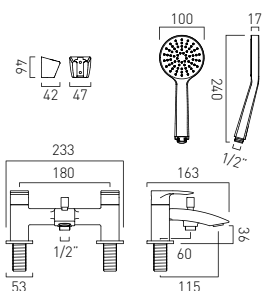


2 hole bath filler  
deck mounted  
with Neoperl coin slot laminar aerator  
cold ceramic cartridge C-302-RTC  
hot ceramic cartridge C-302-LTC  
2 x 3/4" male threaded connections  
deck mount drill hole diameter 28-40mm  
minimum operating pressure 0.2 bar LP

chrome  
AX-ROW-137-CP



AXCES  
by VADO

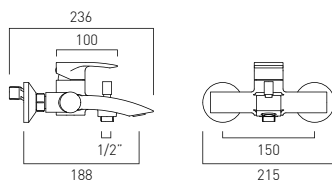


2 hole bath shower mixer  
deck mounted  
with Neoperl coin slot laminar aerator  
with Sirkel single function shower kit  
cold ceramic cartridge C-302-RTC  
hot ceramic cartridge C-302-LTC  
2 x 3/4" male threaded connections  
deck mount drill hole diameter 28-40mm  
minimum operating pressure 0.2 bar LP

chrome  
AX-ROW-130+K-CP



AXCES  
by VADO



exposed bath shower mixer  
single lever  
wall mounted  
with Neoperl coin slot laminar aerator  
ceramic cartridge W-001-N35  
1/2" x 3/4" x 50mm eccentric threaded connections  
minimum operating pressure 1.0 bar MP

chrome  
AX-ROW-123-CP



PLEASE SEE PAGE **278** FOR  
**SHOWERING SOLUTIONS**

PLEASE SEE PAGE **293** FOR  
**COORDINATING ACCESSORIES**

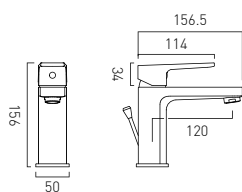




AXCES  
by VADO



**AXCES**  
by VADO



mono basin mixer  
single lever, deck mounted  
with pop-up waste  
with Neoperl Honeycomb Air aerator  
ceramic cartridge W-004-N35  
2 x 1/2" nut x 400mm flexipipe connections  
deck mount drill hole diameter 32mm  
minimum operating pressure 0.2 bar LP

chrome  
AX-EKO-100-CP



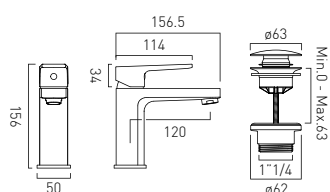
US hoses  
AX-EKO-100/US-CP

**H<sub>2</sub>ECO™**

4.5 l/m Honeycomb Air flow regulator fitted  
as standard



**AXCES**  
by VADO



mono basin mixer  
single lever, deck mounted, smooth bodied  
with push basin waste  
with Neoperl Honeycomb Air aerator  
ceramic cartridge W-004-N35  
2 x 1/2" nut x 400mm flexipipe connections  
deck mount drill hole diameter 32mm  
minimum operating pressure 0.2 bar LP

chrome  
AX-EKO-100/CC-CP

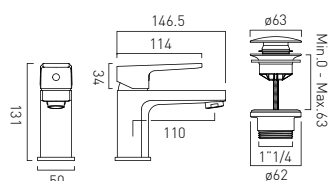


**H<sub>2</sub>ECO™**

4.5 l/m Honeycomb Air flow regulator fitted  
as standard



**AXCES**  
by VADO



mini mono basin mixer  
single lever, deck mounted, smooth bodied  
with push basin waste  
with Neoperl Honeycomb Air aerator  
ceramic cartridge W-004-N35  
2 x 1/2" nut x 400mm flexipipe connections  
deck mount drill hole diameter 32mm  
minimum operating pressure 0.2 bar LP

chrome  
AX-EKO-100M/CC-CP

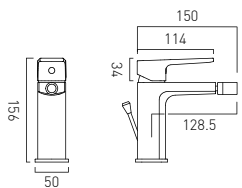


**H<sub>2</sub>ECO™**

4.5 l/m Honeycomb Air flow regulator fitted  
as standard



**AXCES**  
by VADO



mono bidet mixer  
single lever,  
deck mounted  
with pop-up waste  
with Neoperl water flow aerator  
ceramic cartridge W-004-N35  
2 x 1/2" nut x 400mm flexipipe connections  
deck mount drill hole diameter 32mm  
minimum operating pressure 1.0 bar MP

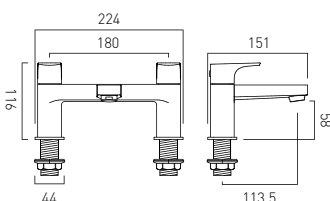
chrome  
AX-EKO-110-CP



US hoses  
AX-EKO-110/US-CP



**AXCES**  
by VADO

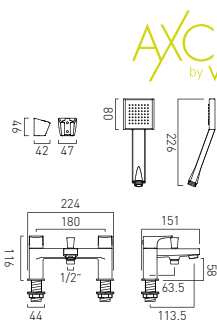


2 hole bath filler  
deck mounted  
with Neoperl water flow straightener  
cold ceramic cartridge H-302-RTC  
hot ceramic cartridge H-302-LTC  
2 x 3/4" male threaded connections  
deck mount drill hole diameter 28-30mm  
minimum operating pressure 0.2 bar LP

chrome  
AX-EKO-137-CP



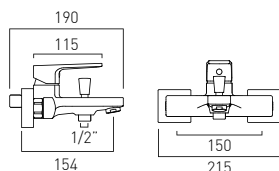




**AXCES**  
by VADO

2 hole bath shower mixer  
deck mounted  
with Neoperl water flow straightener  
with Bokx single function shower kit  
cold ceramic cartridge H-302-RTC  
hot ceramic cartridge H-302-LTC  
2 x 3/4" male threaded connections  
deck mount drill hole diameter 28-30mm  
minimum operating pressure 1.0 bar MP

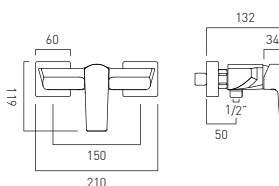
chrome  
AX-EKO-130+K-CP



**AXCES**  
by VADO

exposed bath shower mixer  
single lever, wall mounted  
with Neoperl water flow straightener  
ceramic cartridge W-002-N35  
1/2" x 3/4" x 50mm eccentric threaded connections  
minimum operating pressure 1.0 bar MP

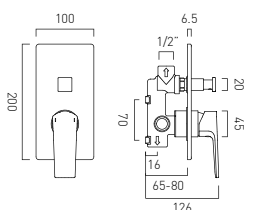
chrome  
AX-EKO-123-CP



**AXCES**  
by VADO

Ekko  
exposed manual shower valve  
single lever  
wall mounted  
ceramic cartridge W-001-N35  
2 x 1/2" inlets  
1 x 1/2" shower outlet  
minimum operating pressure 1.0 bar MP

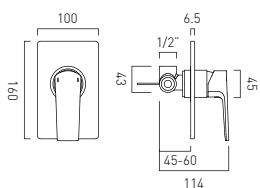
chrome  
AX-EKO-149-CP



**AXCES**  
by VADO

concealed 2 outlet shower valve with diverter  
single lever  
wall mounted  
with rectangular backplate  
ceramic cartridge W-001-N35  
2 x 1/2" female inlets  
1 x 3/4" female outlet  
min-max wall mount 40-65mm  
minimum operating pressure 1.0 bar MP

chrome  
AX-EKO-147-CP



**AXCES**  
by VADO

concealed 1 outlet shower valve  
single lever  
wall mounted  
with rectangular backplate  
ceramic cartridge W-001-N35  
2 x 1/2" female inlets  
1 x 1/2" female outlet  
min-max wall mount 65-80mm  
minimum operating pressure 1.0 bar MP

chrome  
AX-EKO-145-CP

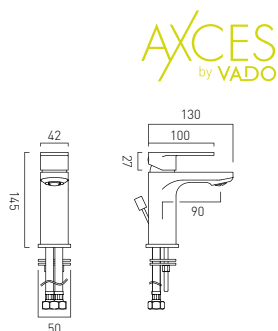


PLEASE SEE PAGE 278 FOR  
**SHOWERING SOLUTIONS**

PLEASE SEE PAGE 293 FOR  
**COORDINATING ACCESSORIES**

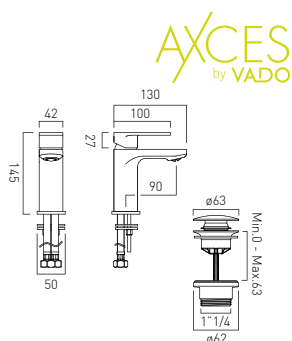


AXCES  
by VADO



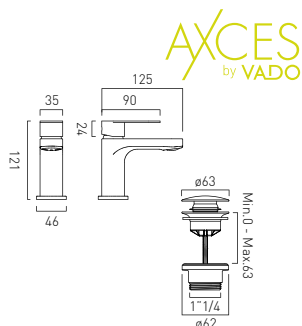
mono basin mixer  
single lever, deck mounted  
with pop-up waste  
with Neoperl coin slot laminar flow aerator  
ceramic cartridge W-003-N35  
2 x 1/2" nut x 400mm flexipipe connections  
deck mount drill hole diameter 35mm  
minimum operating pressure 0.2 bar LP

chrome  
AX-MET-100-CP  
  
US hoses  
AX-MET-100/US-CP



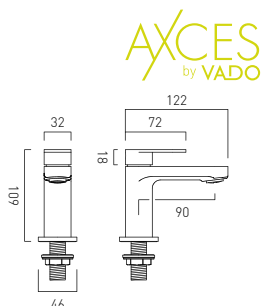
mono basin mixer  
single lever, deck mounted  
smooth bodied  
with push basin waste  
with Neoperl coin slot laminar flow aerator  
ceramic cartridge W-003-N35  
2 x 1/2" nut x 400mm flexipipe connections  
deck mount drill hole diameter 35mm  
minimum operating pressure 0.2 bar LP

chrome  
AX-MET-100/CC-CP



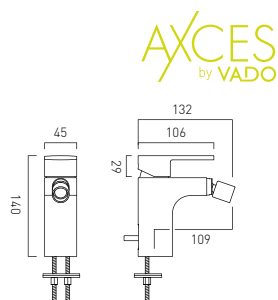
mini mono basin mixer  
single lever, deck mounted, smooth bodied  
with push basin waste  
with Neoperl coin slot laminar flow aerator  
ceramic cartridge W-001-N25  
2 x 1/2" nut x 400mm flexipipe connections  
deck mount drill hole diameter 32mm  
minimum operating pressure 0.2 bar LP

chrome  
AX-MET-100M/CC-CP



basin pillar taps  
1/4 turn ceramic cartridges  
deck mounted  
with Neoperl coin slot laminar flow aerators  
cold ceramic cartridge H-201-RTC  
hot ceramic cartridge H-201-LTC  
deck mount drill hole diameter 22mm  
minimum operating pressure 0.2 bar LP

chrome  
AX-MET-106-CP



mono bidet mixer  
single lever, deck mounted  
with pop-up waste  
with Neoperl Honeycomb Air aerator  
ceramic cartridge W-002-N35  
2 x 1/2" nut x 400mm flexipipe connections  
deck mount drill hole diameter 35mm  
minimum operating pressure 0.2 bar LP

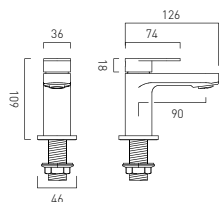
chrome  
AX-MET-110-CP  
  
US hoses  
AX-MET-110/US-CP



**H<sub>2</sub>ECO™**  
4.5 l/m Honeycomb Air flow regulator fitted  
as standard



**AXCES**  
by VADO

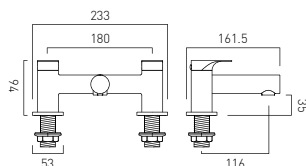


bath pillar taps  
1/4 turn ceramic cartridges  
deck mounted  
with Neoperl coin slot laminar flow aerators  
cold ceramic cartridge CH-301-RTC  
hot ceramic cartridge CH-301-LTC  
deck mount drill hole diameter 28-30mm  
minimum operating pressure 0.2 bar LP

chrome  
AX-MET-136-CP



**AXCES**  
by VADO

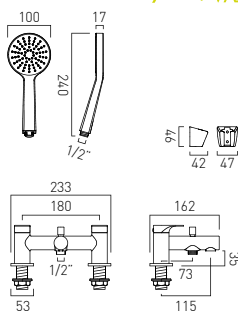


2 hole bath filler  
deck mounted  
with Neoperl water flow straightener  
cold ceramic cartridge H-302-RTC  
hot ceramic cartridge H-302-LTC  
2 x 3/4" male threaded connections  
deck mount drill hole diameter 28-30mm  
minimum operating pressure 0.2 bar LP

chrome  
AX-MET-137-CP



**AXCES**  
by VADO

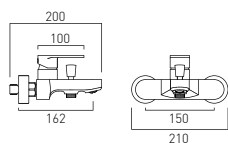


2 hole bath shower mixer  
deck mounted  
with Neoperl water flow straightener  
with Sirkel single function shower kit  
cold ceramic cartridge H-302-RTC  
hot ceramic cartridge H-302-LTC  
2 x 3/4" male threaded connections  
deck mount drill hole diameter 28-30mm  
minimum operating pressure 0.2 bar LP

chrome  
AX-MET-130+K-CP



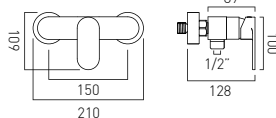
**AXCES**  
by VADO



exposed bath shower mixer  
single lever, wall mounted  
with Neoperl water flow straightener  
ceramic cartridge W-001-N35  
1/2" x 3/4" x 50mm eccentric threaded connections  
minimum operating pressure 1.0 bar MP

chrome  
AX-MET-123-CP

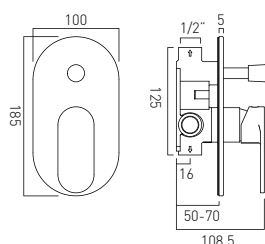




**AXCES**  
by VADO

exposed manual shower valve  
single lever  
wall mounted  
ceramic cartridge W-001-N35  
2 x 1/2" inlets  
1 x 1/2" shower outlet  
minimum operating pressure 1.0 bar MP

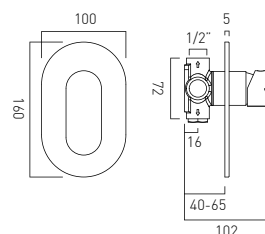
chrome  
AX-MET-149-CP  
**H<sub>2</sub>ECO™**  
FR-SHOWER/9-C/P



**AXCES**  
by VADO

concealed 2 outlet shower valve with diverter  
single lever  
wall mounted  
with oval backplate  
ceramic cartridge W-001-N35  
2 x 1/2" female inlets  
2 x 1/2" female outlets (one is blanked off)  
min-max wall mount 40-65mm  
minimum operating pressure  
0.2 bar LP (shower) 1.5 bar MP (bath)

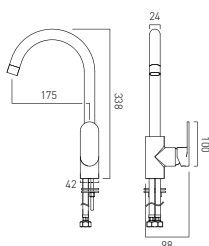
chrome  
AX-MET-147A-CP



**AXCES**  
by VADO

concealed 1 outlet shower valve  
single lever  
wall mounted  
with oval backplate  
ceramic cartridge W-001-N35  
2 x 1/2" female inlets  
2 x 1/2" female outlets (one is blanked off)  
min-max wall mount 40-65mm  
minimum operating pressure  
0.2 bar LP (shower) 1.5 bar MP (bath)

chrome  
AX-MET-145A-CP



**AXCES**  
by VADO

mono kitchen mixer  
single lever  
deck mounted  
with swivel spout  
ceramic cartridge W-001-N35  
2 x 1/2" nut x 400mm flexipipe connections  
deck mount drill hole diameter 35mm  
minimum operating pressure 0.2 bar LP

chrome  
AX-MET-150-CP  
US hoses  
AX-MET-150/US-CP  
**H<sub>2</sub>ECO™**  
FR-100/5-PLA

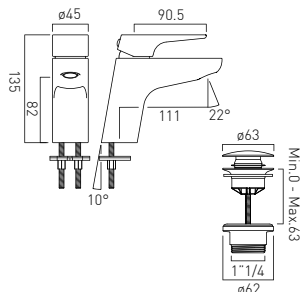


PLEASE SEE PAGE 278 FOR  
**SHOWERING SOLUTIONS**

PLEASE SEE PAGE 293 FOR  
**COORDINATING ACCESSORIES**



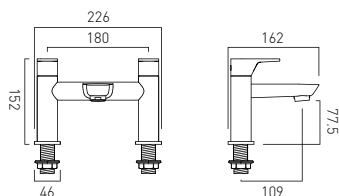
AXCES  
by VADO



AXCES  
by VADO

mono basin mixer  
single lever, deck mounted, smooth bodied  
with push basin waste  
with Neoperl easy clean directional aerator  
2 x 1/2" nut x 400mm flexpipe connections  
ceramic cartridge W-001-N35  
minimum operating pressure 0.2 bar LP

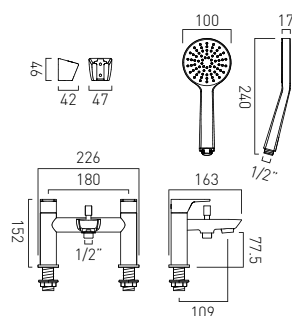
chrome  
AX-AVA-100/CC-CP



AXCES  
by VADO

2 hole bath filler  
deck mounted  
with Neoperl water flow straightener  
cold ceramic cartridge ION-VALVE/CD/CL-3/4  
hot ceramic cartridge ION-VALVE/CD/HT-3/4  
2 x 3/4" male threaded connections  
deck mount drill hole diameter 28-30mm  
minimum operating pressure 0.2 bar LP

chrome  
AX-AVA-137-CP



AXCES  
by VADO

2 hole bath shower mixer  
deck mounted  
with Neoperl water flow straightener  
with Sirkel single function shower kit  
cold ceramic cartridge ION-VALVE/CD/CL-3/4  
hot ceramic cartridge ION-VALVE/CD/HT-3/4  
2 x 3/4" male threaded connections  
deck mount drill hole diameter 28-30mm  
minimum operating pressure 0.2 bar LP

chrome  
AX-AVA-130+K-CP

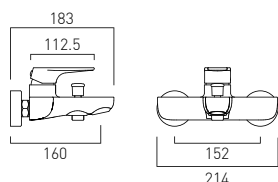




**AXCES**  
by VADO

exposed bath shower mixer  
single lever, wall mounted  
with Neoperl water flow straightener  
ceramic cartridge W-001-N35  
1/2" x 3/4" x 50mm eccentric threaded connections  
minimum operating pressure 1.0 bar MP

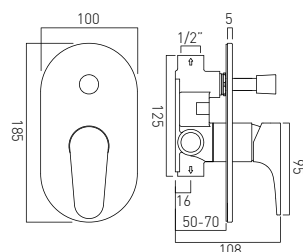
chrome  
AX-AVA-123-CP



**AXCES**  
by VADO

concealed 2 outlet shower valve with diverter  
single lever  
wall mounted  
with oval backplate  
ceramic cartridge W-001-N35  
2 x 1/2" female inlets  
2 x 1/2" female outlets (one is blanked off)  
min-max wall mount 40-65mm  
minimum operating pressure  
0.2 bar LP (shower) 1.5 bar MP (bath)

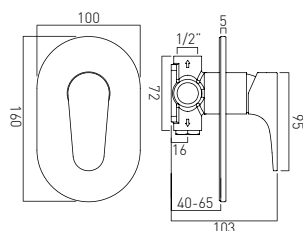
chrome  
AX-AVA-147A-CP



**AXCES**  
by VADO

concealed 1 outlet shower valve  
single lever  
wall mounted  
with oval backplate  
ceramic cartridge W-001-N35  
2 x 1/2" female inlets  
2 x 1/2" female outlets (one is blanked off)  
min-max wall mount 40-65mm  
minimum operating pressure  
0.2 bar LP (shower) 1.5 bar MP (bath)

chrome  
AX-AVA-145A-CP



PLEASE SEE PAGE **278** FOR  
**SHOWERING SOLUTIONS**

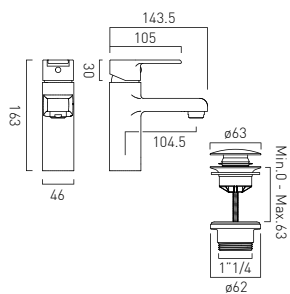
PLEASE SEE PAGE **293** FOR  
**COORDINATING ACCESSORIES**







**AXCES**  
by VADO



mono basin mixer  
single lever, deck mounted, smooth bodied  
with push basin waste  
with Neoperl Honeycomb Air aerator  
ceramic cartridge W-002-N35  
2 x 1/2" nut x 400mm flexipipe connections  
deck mount drill hole diameter 34mm  
minimum operating pressure 0.2 bar LP

chrome  
AX-IRO-100/CC-CP

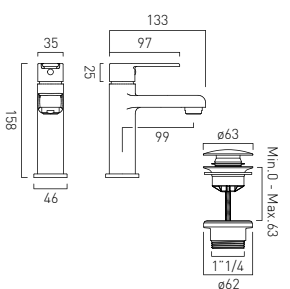


**H2ECO™**

4.5 l/m Honeycomb Air flow regulator fitted  
as standard



**AXCES**  
by VADO



mini mono basin mixer  
single lever, deck mounted, smooth bodied  
with push basin waste  
with Neoperl Honeycomb Air aerator  
ceramic cartridge ION-100M-CAR  
2 x 1/2" nut x 400mm flexipipe connections  
deck mount drill hole diameter 32mm  
minimum operating pressure 0.5 bar LP

chrome  
AX-IRO-100M/CC-CP

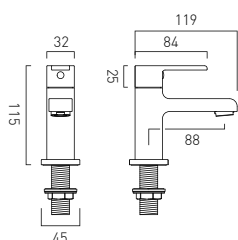


**H2ECO™**

4.5 l/m Honeycomb Air flow regulator fitted  
as standard



**AXCES**  
by VADO



basin pillar taps  
1/4 turn ceramic cartridges  
deck mounted  
cold ceramic cartridge C-201-RTC  
hot ceramic cartridge C-201-LTC  
3/4" male threaded connections  
deck mount drill hole diameter 28mm  
minimum operating pressure 0.2 bar LP

chrome  
AX-IRO-106-CP

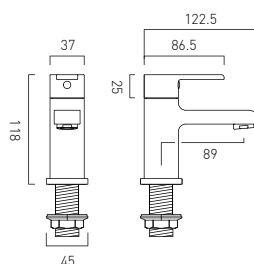


**H2ECO™**

FR-106/4-PLA  
(2 are required)



**AXCES**  
by VADO

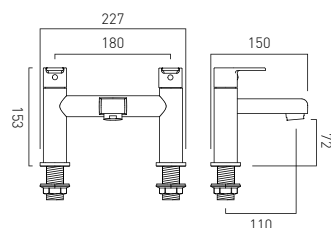


bath pillar taps  
1/4 turn ceramic cartridges  
deck mounted  
cold ceramic cartridge C-302-RTC  
hot ceramic cartridge C-302-LTC  
3/4" male threaded connections  
deck mount drill hole diameter 28mm  
minimum operating pressure 0.2 bar LP

chrome  
AX-IRO-136-CP



**AXCES**  
by VADO

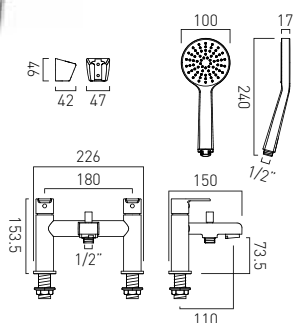


2 hole bath filler  
deck mounted  
cold ceramic cartridge C-302-RTC  
hot ceramic cartridge C-302-LTC  
with Neoperl water flow straightener  
2 x 3/4" male threaded connections  
deck mount drill hole diameter 28-30mm  
minimum operating pressure 0.2 bar LP

chrome  
AX-IRQ-137-CP



**AXCES**  
by VADO

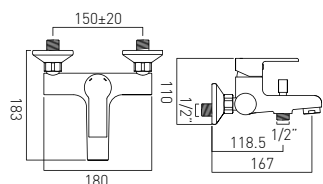


2 hole bath shower mixer  
deck mounted  
with Sirkel single function shower kit  
cold ceramic cartridge C-302-RTC  
hot ceramic cartridge C-302-LTC  
with Neoperl water flow straightener  
2 x 3/4" male threaded connections  
deck mount drill hole diameter 28-30mm  
minimum operating pressure 0.2 bar LP

chrome  
AX-IRQ-130+K-CP



**AXCES**  
by VADO



exposed bath shower mixer  
single lever, wall mounted  
with water flow aerator  
ceramic cartridge W-001-N35  
1/2" x 3/4" x 50mm eccentric threaded connections  
minimum operating pressure 1.0 bar MP

chrome  
AX-IRQ-123-CP

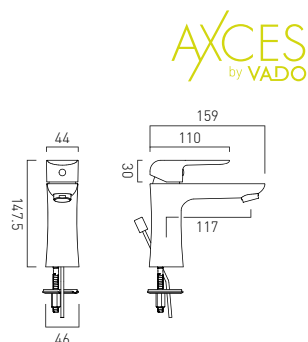


PLEASE SEE PAGE **278** FOR  
**SHOWERING SOLUTIONS**

PLEASE SEE PAGE **293** FOR  
**COORDINATING ACCESSORIES**



AXCES  
by VADO



mono basin mixer  
single lever, deck mounted  
with pop-up waste  
with Neoperl Honeycomb Air aerator  
ceramic cartridge W-003-N35  
2 x 1/2" nut x 400mm flexipipe connections  
deck mount drill hole diameter 35mm  
minimum operating pressure 0.2 bar LP

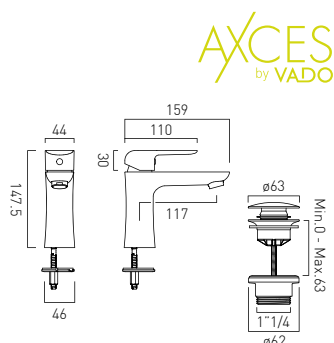
chrome  
AX-VAL-100-CP



US hoses  
AX-VAL-100/US-CP

**H<sub>2</sub>ECO™**

4.5 l/m Honeycomb Air flow regulator fitted  
as standard



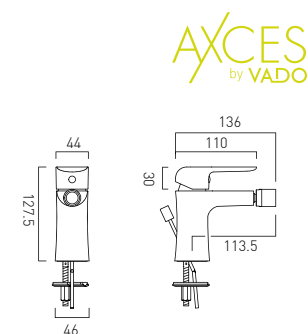
mono basin mixer  
single lever, deck mounted, smooth bodied  
with push basin waste  
with Neoperl Honeycomb Air aerator  
ceramic cartridge W-003-N35  
2 x 1/2" nut x 400mm flexipipe connections  
deck mount drill hole diameter 35mm  
minimum operating pressure 0.2 bar LP

chrome  
AX-VAL-100/CC-CP



**H<sub>2</sub>ECO™**

4.5 l/m Honeycomb Air flow regulator fitted  
as standard



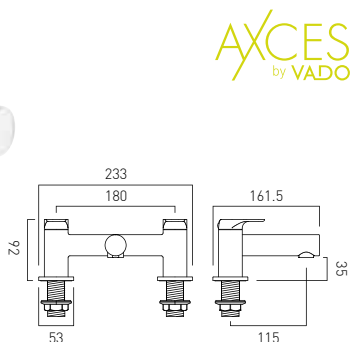
mono bidet mixer  
single lever, deck mounted  
with pop-up waste  
with Neoperl Honeycomb Air aerator  
ceramic cartridge W-003-N35  
2 x 1/2" nut x 400mm flexipipe connections  
deck mount drill hole diameter 35mm  
minimum operating pressure 0.2 bar LP

chrome  
AX-VAL-110-CP



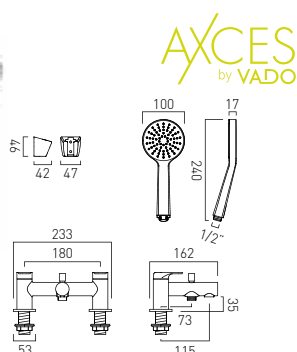
**H<sub>2</sub>ECO™**

4.5 l/m Honeycomb Air flow regulator fitted  
as standard



2 hole bath filler  
deck mounted  
with Neoperl water flow straightener  
cold ceramic cartridge H-301-RTC  
hot ceramic cartridge H-301-LTC  
2 x 3/4" male threaded connections  
deck mount drill hole diameter 28-30mm  
minimum operating pressure 0.2 bar LP

chrome  
AX-VAL-137-CP



2 hole bath shower mixer  
deck mounted  
with Neoperl water flow straightener  
with Sirkel single function shower kit  
cold ceramic cartridge H-301-RTC  
hot ceramic cartridge H-301-LTC  
2 x 3/4" male threaded connections  
deck mount drill hole diameter 28-30mm  
minimum operating pressure 0.2 bar LP

chrome  
AX-VAL-130+K-CP

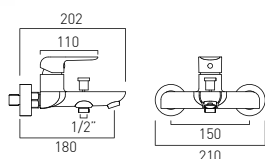




**AXCES**  
by VADO

exposed bath shower mixer  
single lever, wall mounted  
with Neoperl water flow straightener  
ceramic cartridge W-002-N35  
1/2" x 3/4" x 50mm eccentric threaded connections  
minimum operating pressure 1.0 bar MP

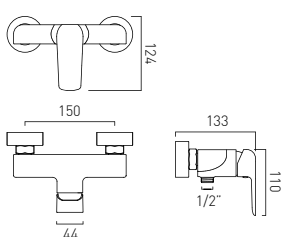
chrome  
AX-VAL-123-CP



**AXCES**  
by VADO

exposed manual shower valve  
single lever  
wall mounted  
ceramic cartridge W-002-N35  
2 x 1/2" inlets  
1 x 1/2" shower outlet  
minimum operating pressure 0.2 bar LP

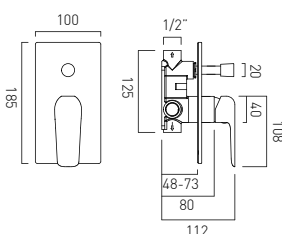
chrome  
AX-VAL-149-CP  
**H<sub>2</sub>ECO™**  
FR-SHOWER/9-C/P



**AXCES**  
by VADO

concealed 2 outlet shower valve with diverter  
single lever  
wall mounted  
with rectangular backplate  
ceramic cartridge W-001-N35  
2 x 1/2" female inlets  
2 x 1/2" female outlets (one is blanked off)  
min-max wall mount 40-65mm  
minimum operating pressure  
0.2 bar LP (shower) 1.5 bar MP (bath)

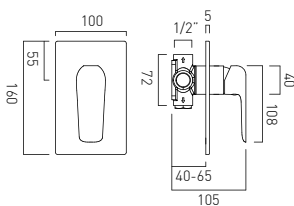
chrome  
AX-VAL-147A-CP



**AXCES**  
by VADO

concealed 1 outlet shower valve  
single lever  
wall mounted  
with rectangular backplate  
ceramic cartridge W-001-N35  
2 x 1/2" female inlets  
2 x 1/2" female outlets (one is blanked off)  
min-max wall mount 40-65mm  
minimum operating pressure  
0.2 bar LP (shower) 1.5 bar MP (bath)

chrome  
AX-VAL-145A-CP



PLEASE SEE PAGE **278** FOR  
**SHOWERING SOLUTIONS**

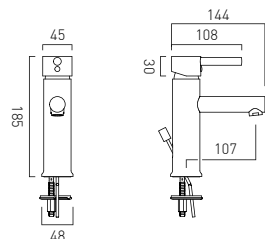
PLEASE SEE PAGE **293** FOR  
**COORDINATING ACCESSORIES**







**AXCES**  
by VADO

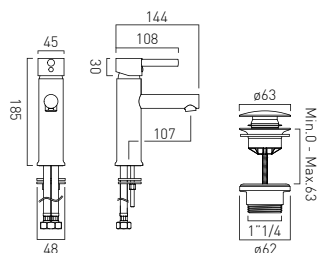


mono basin mixer  
single lever, deck mounted  
with pop-up waste  
with Neoperl water flow aerator  
ceramic cartridge W-001-N35  
2 x 1/2" nut x 400mm flexipipe connections  
deck mount drill hole diameter 35mm  
minimum operating pressure 1.0 bar MP

chrome  
AX-NUR-100-CP  
  
US hoses  
AX-NUR-100/US-CP



**AXCES**  
by VADO

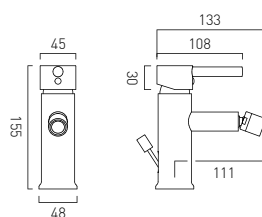


mono basin mixer  
single lever, deck mounted, smooth bodied  
with push basin waste  
with Neoperl water flow aerator  
2 x 1/2" nut x 400mm flexipipe connections  
ceramic cartridge W-001-N35  
deck mount drill hole diameter 35mm  
minimum operating pressure 1.0 bar MP

chrome  
AX-NUR-100/CC-CP



**AXCES**  
by VADO

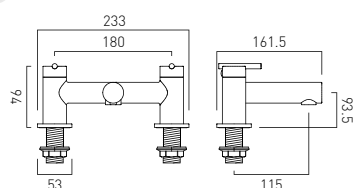


mono bidet mixer  
single lever, deck mounted  
with pop-up waste  
with Neoperl water flow aerator  
ceramic cartridge W-001-N35  
2 x 1/2" nut x 400mm flexipipe connections  
deck mount drill hole diameter 35mm  
minimum operating pressure 1.0 bar MP

chrome  
AX-NUR-110-CP



**AXCES**  
by VADO

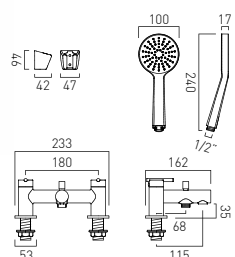


2 hole bath filler  
deck mounted  
with Neoperl water flow straightener  
cold ceramic cartridge CH-301-RTC  
hot ceramic cartridge CH-301-LTC  
2 x 3/4" male threaded connections  
deck mount drill hole diameter 28-30mm  
minimum operating pressure 0.2 bar LP

chrome  
AX-NUR-137-CP



**AXCES**  
by VADO



2 hole bath shower mixer  
deck mounted  
with Neoperl water flow straightener  
with Sirkel single function shower kit  
cold ceramic cartridge CH-301-RTC  
hot ceramic cartridge CH-301-LTC  
2 x 3/4" male threaded connections  
deck mount drill hole diameter 28-30mm  
minimum operating pressure 0.2 bar LP

chrome  
AX-NUR-130+K-CP



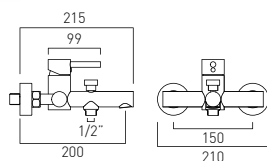




**AXCES**  
by VADO

exposed bath shower mixer  
single lever, wall mounted  
with Neoperl water flow straightener  
ceramic cartridge W-001-N35  
1/2" x 3/4" x 50mm eccentric threaded connections  
minimum operating pressure 1.0 bar MP

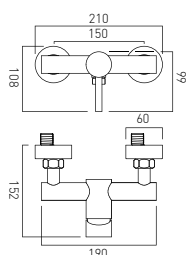
chrome  
AX-NUR-123-CP



**AXCES**  
by VADO

exposed manual shower valve  
single lever  
wall mounted  
ceramic cartridge W-001-N35  
2 x 1/2" inlets  
1 x 1/2" shower outlet  
minimum operating pressure 1.0 bar MP

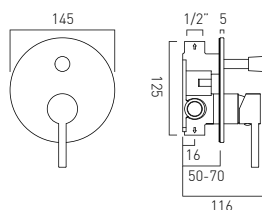
chrome  
AX-NUR-149-CP  
**H<sub>2</sub>ECO™**  
FR-SHOWER/9-C/P



**AXCES**  
by VADO

concealed 2 outlet shower valve with diverter  
single lever  
wall mounted  
with round backplate  
ceramic cartridge W-001-N35  
2 x 1/2" female inlets  
2 x 1/2" female outlets (one is blanked off)  
min-max wall mount 40-65mm  
minimum operating pressure  
0.2 bar LP (shower) 1.5 bar MP (bath)

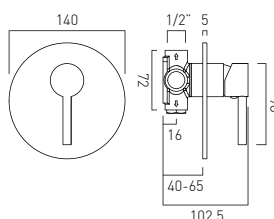
chrome  
AX-NUR-147A-CP



**AXCES**  
by VADO

concealed 1 outlet shower valve  
single lever  
wall mounted  
with round backplate  
ceramic cartridge W-001-N35  
2 x 1/2" female inlets  
2 x 1/2" female outlets (one is blanked off)  
min-max wall mount 40-65mm  
minimum operating pressure  
0.2 bar LP (shower) 1.5 bar MP (bath)

chrome  
AX-NUR-145A-CP

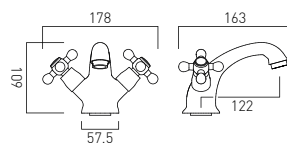


PLEASE SEE PAGE **278** FOR  
**SHOWERING SOLUTIONS**

PLEASE SEE PAGE **293** FOR  
**COORDINATING ACCESSORIES**



AXCES  
by VADO

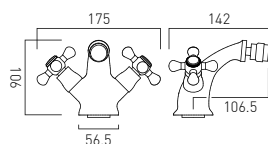


**AXCES**  
by VADO

mono basin mixer  
deck mounted with pop-up waste  
with water flow straightener  
with Neoperl water flow aerator  
cold ceramic cartridge C-201-RTC  
hot ceramic cartridge C-201-LTC  
2 x 1/2" nut x 400mm flexipipe connections  
deck mount drill hole diameter 33mm  
minimum operating pressure 0.2 bar LP

chrome  
AX-VIC-100/CD-CP

**H<sub>2</sub>ECO™**  
FR-100/5-PLA

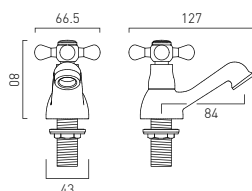


**AXCES**  
by VADO

mono bidet mixer  
deck mounted with pop-up waste  
with water flow straightener  
with Neoperl water flow aerator  
cold ceramic cartridge C-201-RTC  
hot ceramic cartridge C-201-LTC  
2 x 1/2" nut x 400mm flexipipe connections  
deck mount drill hole diameter 33mm  
minimum operating pressure 0.2 bar LP

chrome  
AX-VIC-110/CD-CP

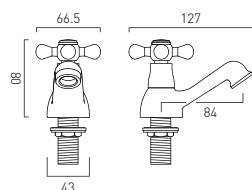
**H<sub>2</sub>ECO™**  
FR-100/5-PLA



**AXCES**  
by VADO

basin pillar taps  
deck mounted  
cold ceramic cartridge C-201-RTC  
hot ceramic cartridge C-201-LTC  
1/2" x 50mm threaded connections  
deck mount drill hole diameter 22mm  
minimum operating pressure 0.2 bar LP

chrome  
AX-VIC-106/CD-CP  
**H<sub>2</sub>ECO™**  
FR-106/4-PLA  
(2 are required)

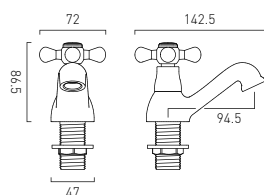


**AXCES**  
by VADO

basin pillar cold only tap  
deck mounted  
cold ceramic cartridge C-201-RTC  
1/2" x 50mm threaded connections  
deck mount drill hole diameter 22mm  
minimum operating pressure 0.2 bar LP

chrome  
AX-VIC-106/CD/CL-CP  
**H<sub>2</sub>ECO™**  
FR-106/4-PLA

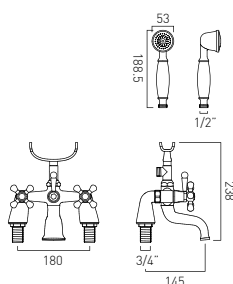




**AXCES**  
by VADO

bath pillar taps  
deck mounted  
cold ceramic cartridge C-201-RTC  
hot ceramic cartridge C-201-LTC  
3/4" x 50mm male threaded connections  
deck mount drill hole diameter 27mm  
minimum operating pressure 0.2 bar LP

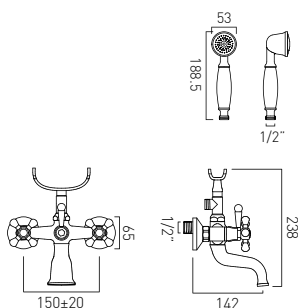
chrome  
AX-VIC-136/CD-CP



**AXCES**  
by VADO

2 hole bath shower mixer  
deck mounted  
with single function shower kit  
cold ceramic cartridge C-201-RTC  
hot ceramic cartridge C-201-LTC  
2 x 3/4" x 50mm male threaded connections on legs  
deck mount drill hole diameter 27mm  
minimum operating pressure 0.2 bar LP

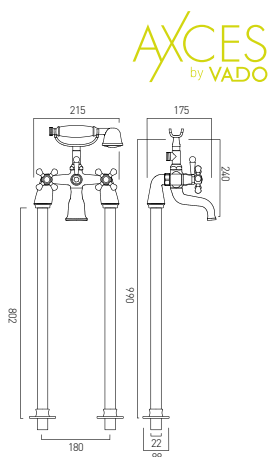
chrome  
AX-VIC-131/S/CD-CP  
**H2ECO™**  
FR-SHOWER/9-C/P



**AXCES**  
by VADO

exposed bath shower mixer  
wall mounted  
with single function shower kit  
cold ceramic cartridge C-201-RTC  
hot ceramic cartridge C-201-LTC  
1/2" x 3/4" x 40mm eccentric threaded connections  
minimum operating pressure 0.2 bar LP

chrome  
AX-VIC-120/CD-CP  
**H2ECO™**  
FR-SHOWER/9-C/P



**AXCES**  
by VADO

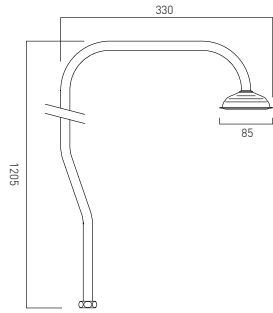
bath shower mixer  
floor mounted  
with single function shower kit  
cold ceramic cartridge C-201-RTC  
hot ceramic cartridge C-201-LTC  
minimum operating pressure 0.2 bar LP

chrome  
AX-VIC-133/CD+K-CP  
**H2ECO™**  
FR-SHOWER/9-C/P





**AXCES**  
by VADO

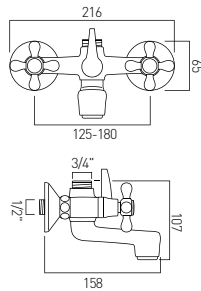


rigid riser with 85mm (4") fixed shower head  
1/2" captive nut  
for use with AX-VIC-121/CD-CP  
minimum operating pressure 0.2 bar LP

chrome  
AX-XAV-RIGID-CP



**AXCES**  
by VADO

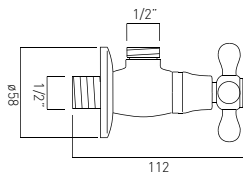


exposed bath shower mixer  
for use with AX-XAV-RIGID-CP  
wall mounted  
with water flow straightener  
cold ceramic cartridge C-201-RTC  
hot ceramic cartridge C-201-LTC  
1/2" x 3/4" x 40mm eccentric threaded connections  
3/4" threaded outlet for rigid riser  
minimum operating pressure 0.2 bar LP

chrome  
AX-VIC-121/CD-CP  
**H<sub>2</sub>ECO™**  
FR-SHOWER/9-C/P



**AXCES**  
by VADO

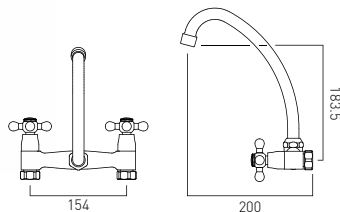


angle valve  
wall mounted  
hot and cold indices supplied  
ceramic cartridge C-201-RTC  
1/2" male inlet  
1/2" male outlet

chrome  
AX-VIC-160/CD-CP



**AXCES**  
by VADO



Victoriana  
2 hole kitchen mixer  
wall mounted  
with swivel spout  
cold ceramic cartridge C-201-RTC  
hot ceramic cartridge C-201-LTC  
1/2" x 3/4" x 48mm eccentrics  
minimum operating pressure 0.2 bar LP

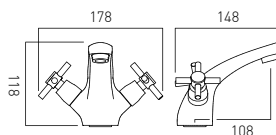
chrome  
AX-VIC-154G/CD-CP



PLEASE SEE PAGE 299 FOR

**TOURNAMENT COORDINATING ACCESSORIES**





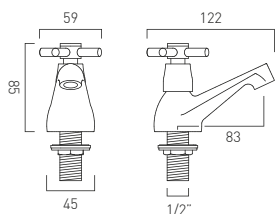
**AXCES**  
by VADO

mono basin mixer  
deck mounted  
with pop-up waste  
with water flow straightener  
with water flow aerator  
cold ceramic cartridge C-201-RTC  
hot ceramic cartridge C-201-LTC  
2 x 1/2" nut x 400mm flexipipe connections  
deck mount drill hole diameter 35mm  
minimum operating pressure 0.2 bar LP

chrome  
AX-VEC-100/CD-CP

US hoses  
AX-VEC-100/CD/US-C/P

**H<sub>2</sub>ECO™**  
FR-100/5-PLA

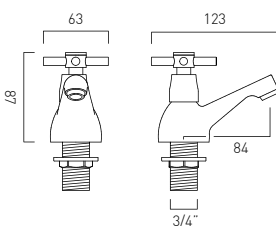


**AXCES**  
by VADO

basin pillar taps  
deck mounted  
with water flow straightener  
cold ceramic cartridge C-201-RTC  
hot ceramic cartridge C-201-LTC  
1/2" x 47mm threaded tail connections  
deck mount drill hole diameter 22mm  
minimum operating pressure 0.2 bar LP

chrome  
AX-VEC-106/CD-CP

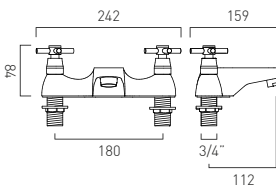
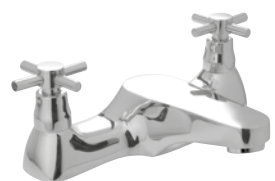
**H<sub>2</sub>ECO™**  
FR-106/4-PLA  
(2 are required)



**AXCES**  
by VADO

bath pillar taps  
deck mounted  
with water flow straightener  
cold ceramic cartridge C-201-RTC  
hot ceramic cartridge C-201-LTC  
3/4" x 50mm male threaded connections  
deck mount drill hole diameter 27mm  
minimum operating pressure 0.2 bar LP

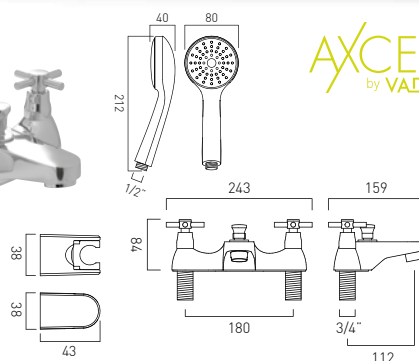
chrome  
AX-VEC-136/CD-CP



**AXCES**  
by VADO

2 hole bath filler  
deck mounted  
with Neoperl water flow straightener  
cold ceramic cartridge C-201-RTC  
hot ceramic cartridge C-201-LTC  
standard cartridge C-102-STD  
2 x 3/4" male threaded connections  
deck mount drill hole diameter 27mm  
minimum operating pressure 0.2 bar LP

chrome  
AX-VEC-137/CD-CP



**AXCES**  
by VADO

2 hole bath shower mixer  
deck mounted  
with Neoperl water flow straightener  
with single function shower kit  
cold ceramic cartridge C-201-RTC  
hot ceramic cartridge C-201-LTC  
standard cartridge C-102-STD  
2 x 3/4" male threaded connections  
deck mount drill hole diameter 27mm  
minimum operating pressure 0.2 bar LP

chrome  
AX-VEC-130/CD+K-CP

**H<sub>2</sub>ECO™**  
FR-SHOWER/9-C/P







AXCES  
by VADO



HANDLE  
OPTIONS

**CONTRACT**  
AST-1



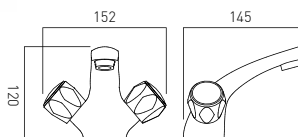
**CROSS**  
AST-2



**LEVER**  
AST-3



**AXCES**  
by VADO

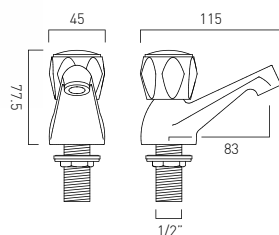


mono basin mixer  
deck mounted  
with pop-up waste  
with water flow straightener  
with water flow aerator  
cold ceramic cartridge C-201-RTC  
hot ceramic cartridge C-201-LTC  
standard cartridge for AST-1 only C-102-STD  
2 x 1/2" nut x 400mm flexipipe connections  
deck mount drill hole diameter 35mm  
minimum operating pressure 0.2 bar LP

chrome  
ceramic cartridge  
AX-AST-100/CD-CP  
AX-AST-300-CP  
  
standard cartridge  
AX-AST-100-CP  
  
US hoses  
AX-AST-100/CD/US-C/P  
  
**H<sub>2</sub>ECO™**  
FR-100/5-PLA



**AXCES**  
by VADO

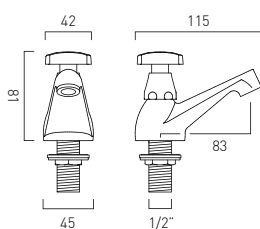


basin pillar taps  
deck mounted  
with water flow straightener  
cold ceramic cartridge C-201-RTC  
hot ceramic cartridge C-201-LTC  
standard cartridge for AST-1 only C-102-STD  
1/2" x 50mm threaded tail connection  
deck mount drill hole diameter 22mm  
minimum operating pressure 0.2 bar LP

chrome  
ceramic cartridge  
AX-AST-106/CD-CP  
AX-AST-206/CD-CP  
AX-AST-306-CP  
  
standard cartridge  
AX-AST-106-CP  
  
**H<sub>2</sub>ECO™**  
FR-106/4-PLA  
(2 are required)



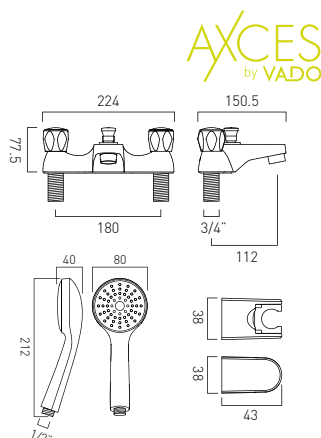
**AXCES**  
by VADO



basin pillar cold only tap  
with cross handle  
deck mounted  
with water flow straightener  
cold ceramic cartridge C-201-RTC  
1/2" x 50mm threaded tail connection  
deck mount drill hole diameter 22mm  
minimum operating pressure 0.2 bar LP

chrome  
ceramic cartridge  
AX-AST-206/CL/CD-CP  
  
**H<sub>2</sub>ECO™**  
FR-106/4-PLA





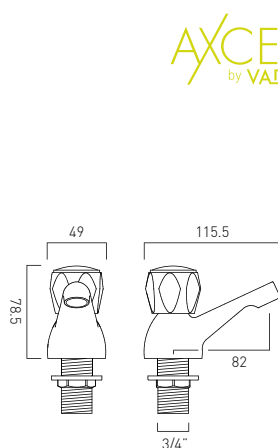
**AXCES**  
by VADO

2 hole bath shower mixer  
deck mounted  
with water flow straightener  
with single function shower kit  
cold ceramic cartridge C-201-RTC  
hot ceramic cartridge C-201-LTC  
standard cartridge for AST-1 only: C-102-STD  
2 x 3/4" male threaded connections  
deck mount drill hole diameter 27mm  
minimum operating pressure 0.2 bar LP

chrome  
ceramic cartridge  
AX-AST-130/CD+K-CP  
AX-AST-330+K-CP

standard cartridge  
AX-AST-130+K-CP

**H<sub>2</sub>ECO™**  
FR-SHOWER/9-C/P

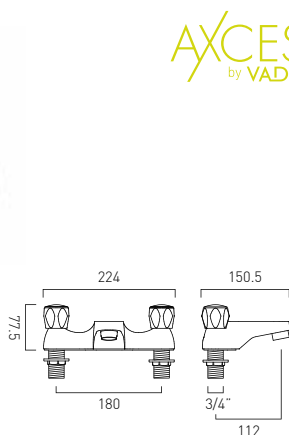


**AXCES**  
by VADO

bath pillar taps  
deck mounted  
with water flow straightener  
cold ceramic cartridge C-201-RTC  
hot ceramic cartridge C-201-LTC  
standard cartridge for AST-1 only: C-102-STD  
3/4" x 50mm male threaded connections  
deck mount drill hole diameter 27mm  
minimum operating pressure 0.2 bar LP

chrome  
ceramic cartridge  
AX-AST-136/CD-CP  
AX-AST-336-CP

standard cartridge  
AX-AST-136-CP

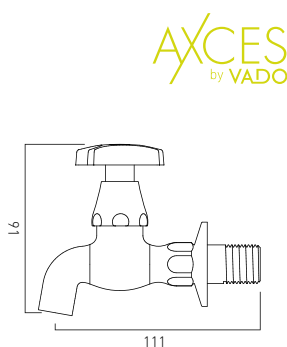


**AXCES**  
by VADO

2 hole bath filler  
deck mounted  
with water flow straightener  
cold ceramic cartridge C-201-RTC  
hot ceramic cartridge C-201-LTC  
standard cartridge for AST-1 only: C-102-STD  
2 x 3/4" male threaded connections  
deck mount drill hole diameter 27mm  
minimum operating pressure 0.2 bar LP

chrome  
ceramic cartridge  
AX-AST-137/CD-CP  
AX-AST-337-CP

standard cartridge  
AX-AST-137-C/P



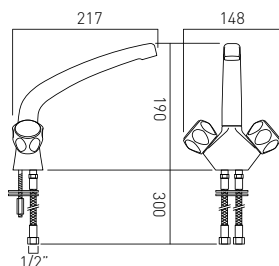
**AXCES**  
by VADO

bib tap 100mm  
wall mounted  
supplied with hot and cold indices  
ceramic cartridge AST-VALVE/CD/CL-1/2  
1/2" x 20mm threaded tail connections  
minimum operating pressure 0.2 bar LP

chrome  
ceramic cartridge  
AX-AST-262/CD/C-10-CP



**AXCES**  
by VADO



mono sink mixer  
deck mounted  
with swivel spout  
with water flow straightener  
cold ceramic cartridge C-201-RTC  
hot ceramic cartridge C-201-LTC  
standard cartridge for AST-1 only C-201-STD  
2 x 1/2" nut x 300mm flexipipe connections  
deck mount drill hole diameter 35mm  
minimum operating pressure 0.2 bar LP

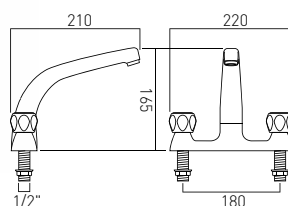
chrome  
ceramic cartridge  
AX-AST-150/CD-CP  
AX-AST-350-CP

standard cartridge  
AX-AST-150-CP

**H<sub>2</sub>ECO™**  
FR-FLEXI/5-PLA  
(2 are required)



**AXCES**  
by VADO



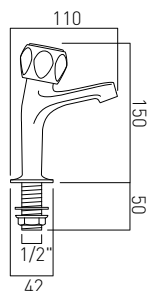
2 hole sink mixer  
deck mounted  
with swivel spout  
with water flow straightener  
cold ceramic cartridge C-201-RTC  
hot ceramic cartridge C-201-LTC  
standard cartridge for AST-1 only C-201-STD  
1/2" x 50mm threaded tail connections  
deck mount drill hole diameter 22mm  
minimum operating pressure 0.2 bar LP

chrome  
ceramic cartridge  
AX-AST-153/CD-CP  
AX-AST-353-CP

standard cartridge  
AX-AST-153-CP



**AXCES**  
by VADO



high neck sink pillar taps  
deck mounted  
with water flow straightener  
cold ceramic cartridge C-201-RTC  
hot ceramic cartridge C-201-LTC  
standard cartridge for AST-1 only C-102-STD  
1/2" x 50mm threaded connections  
deck mount drill hole diameter 22mm  
minimum operating pressure 0.2 bar LP

chrome  
ceramic cartridge  
AX-AST-156/CD-CP  
AX-AST-356-CP

standard cartridge  
AX-AST-156-CP

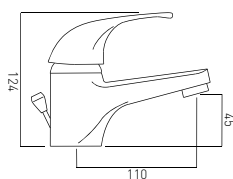
**H<sub>2</sub>ECO™**  
FR-106/4-PLA  
(2 are required)





AXCES  
by VADO

**AXCES**  
by VADO

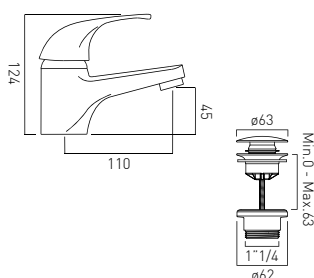


mono basin mixer  
single lever, deck mounted  
with pop-up waste  
with Neoperl water flow aerator  
ceramic cartridge CAR-K40A/MAT  
2 x 1/2" nut x 400mm flexipipe connections  
deck mount drill hole diameter 35mm  
minimum operating pressure 0.2 bar LP

chrome  
AX-MAT-100-CP  
  
US hoses  
AX-MAT-100/US-CP  
  
**H<sub>2</sub>ECO™**  
FR-100/5-PLA



**AXCES**  
by VADO

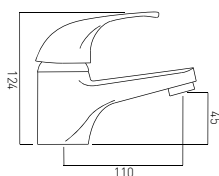


mono basin mixer  
single lever, deck mounted  
smooth bodied  
with push basin waste  
with water flow aerator  
ceramic cartridge CAR-K40A/MAT  
2 x 1/2" nut x 400mm flexipipe connections  
deck mount drill hole diameter 35mm  
minimum operating pressure 0.2 bar LP

chrome  
AX-MAT-100/CC-CP  
  
**H<sub>2</sub>ECO™**  
FR-100/5-PLA



**AXCES**  
by VADO

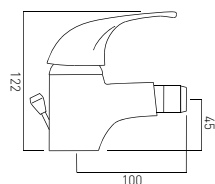


mono basin mixer  
single lever, deck mounted  
smooth bodied  
without push basin waste  
with water flow aerator  
ceramic cartridge CAR-K40A/MAT  
2 x 1/2" nut x 400mm flexipipe connections  
deck mount drill hole diameter 35mm  
minimum operating pressure 0.2 bar LP

chrome  
AX-MAT-100/SB-CP  
  
**H<sub>2</sub>ECO™**  
FR-100/5-PLA



**AXCES**  
by VADO

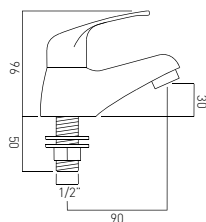


mono bidet mixer  
single lever, deck mounted  
with pop-up waste  
with water flow aerator  
ceramic cartridge CAR-K40A/MAT  
2 x 1/2" nut x 340mm flexipipe connections  
deck mount drill hole diameter 35mm  
minimum operating pressure 1.0 bar MP

chrome  
AX-MAT-110-CP  
  
US hoses  
AX-MAT-110/US-CP  
  
**H<sub>2</sub>ECO™**  
FR-100/5-PLA



**AXCES**  
by VADO



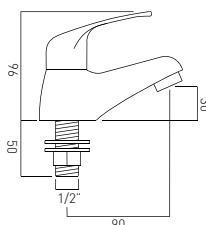
basin pillar taps  
deck mounted  
with water flow aerator  
cold MAT-VALVE/CD/CL-1/2  
hot MAT-VALVE/CD/HT-1/2  
1/2" x 50mm tail connections  
deck mount drill hole diameter 22mm  
minimum operating pressure 0.2 bar LP

chrome  
AX-MAT-106-CP

**H<sub>2</sub>ECO™**  
FR-106/4-PLA  
(2 are required)



**AXCES**  
by VADO



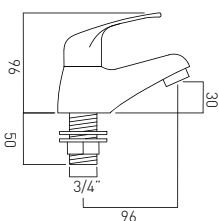
basin pillar cold only tap  
deck mounted  
with water flow aerator  
ceramic cartridge MAT-VALVE/CD/CL-1/2  
1/2" x 50mm tail connection  
deck mount drill hole diameter 22mm  
minimum operating pressure 0.2 bar LP

chrome  
AX-MAT-106/CL-CP

**H<sub>2</sub>ECO™**  
FR-106/4-PLA



**AXCES**  
by VADO

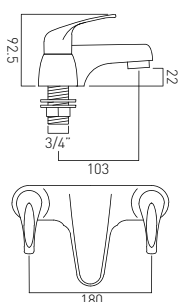


bath pillar taps  
deck mounted  
with water flow aerators  
cold ceramic cartridge MAT-VALVE/CD/CL-1/2  
hot ceramic cartridge MAT-VALVE/CD/HT-1/2  
3/4" x 50mm male threaded connections  
deck mount drill hole diameter 27mm  
minimum operating pressure 0.2 bar LP

chrome  
AX-MAT-136-CP



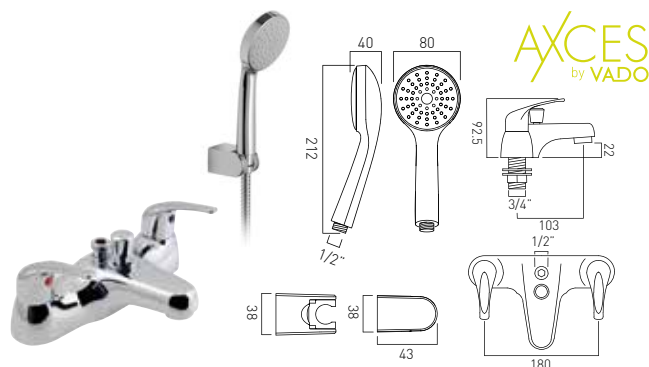
**AXCES**  
by VADO



2 hole bath filler  
deck mounted  
with water flow straightener  
cold ceramic cartridge MAT-VALVE/CD/CL-3/4  
hot ceramic cartridge MAT-VALVE/CD/HT-3/4  
2 x 3/4" male threaded connections  
deck mount drill hole diameter 27mm  
minimum operating pressure 0.2 bar LP

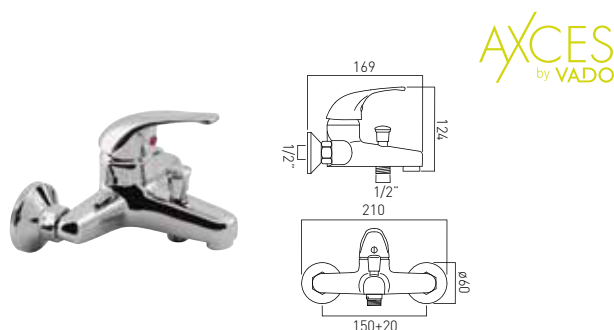
chrome  
AX-MAT-137-CP





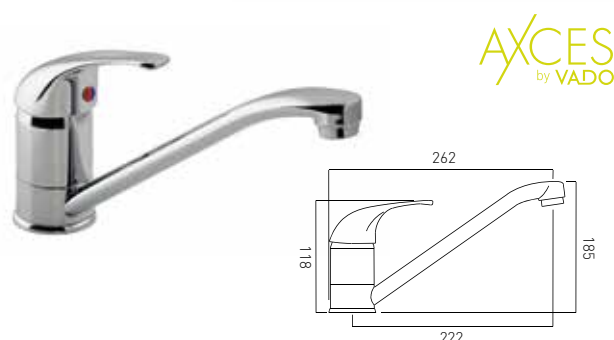
2 hole bath shower mixer  
deck mounted  
with water flow straightener  
with single function shower kit  
cold ceramic cartridge MAT-VALVE/CD/CL-3/4  
hot ceramic cartridge MAT-VALVE/CD/HT-3/4  
2 x 3/4" male threaded connections  
deck mount drill hole diameter 27mm  
minimum operating pressure 0.2 bar LP

chrome  
AX-MAT-130+K-CP  
**H<sub>2</sub>ECO™**  
FR-SHOWER/9-C/P



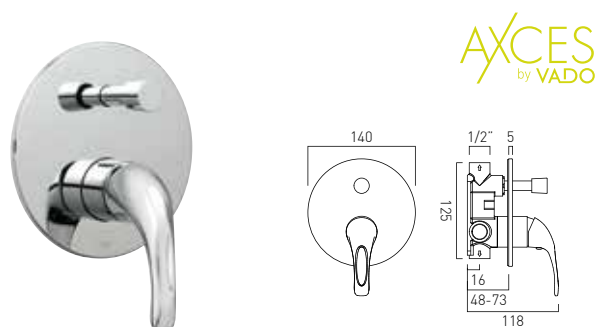
exposed bath shower mixer  
single lever, wall mounted  
with water flow aerator  
ceramic cartridge CAR-K40A/MAT  
1/2" x 3/4" x 40mm eccentric threaded connections  
minimum operating pressure 1.5 bar MP

chrome  
AX-MAT-123-CP  
**H<sub>2</sub>ECO™**  
FR-SHOWER/9-C/P



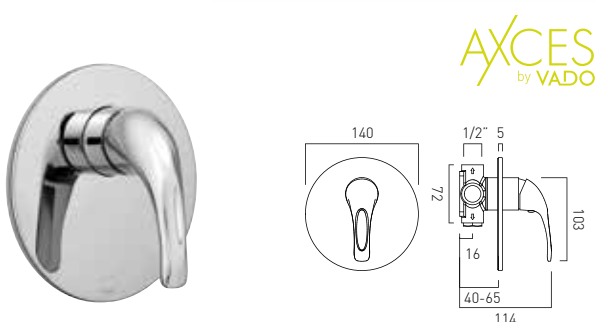
mono sink mixer  
single lever, deck mounted  
with swivel spout  
with water flow aerator  
ceramic cartridge CAR-K40A/MAT  
2 x 1/2" nut x 400mm flexipipe connections  
deck mount drill hole diameter 35mm  
minimum operating pressure 0.2 bar LP

chrome  
AX-MAT-150-CP  
US hoses  
AX-MAT-150/US-C/P  
**H<sub>2</sub>ECO™**  
FR-100/5-PLA



Matrix  
concealed 2 outlet shower valve with diverter  
single lever  
wall mounted  
with round backplate  
ceramic cartridge W-001-N35  
2 x 1/2" female inlets  
2 x 1/2" female outlets (one is blanked off)  
min-max wall mount 40-65mm  
minimum operating pressure  
0.2 bar LP (shower) 1.5 bar MP (bath)

chrome  
AX-MAT-147A-CP



Matrix  
concealed 1 outlet shower valve  
single lever  
wall mounted  
with round backplate  
ceramic cartridge W-001-N35  
2 x 1/2" female inlets  
2 x 1/2" female outlets (one is blanked off)  
min-max wall mount 40-65mm  
minimum operating pressure  
0.2 bar LP (shower) 1.5 bar MP (bath)

chrome  
AX-MAT-145A-CP



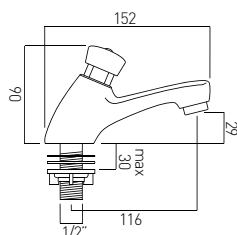




AXCES  
by VADO



AXCES  
by VADO

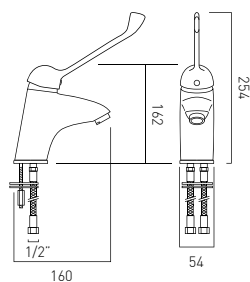


single non-convulsive self-closing basin push tap  
deck mounted  
automatic shut off  
supplied with hot and cold indices  
with water flow aerator  
cartridge PRO-167/C+H/VALVE-C/P  
1/2" x 50mm threaded tail connections  
deck mount drill hole diameter 22mm  
minimum operating pressure 0.2 bar LP

chrome  
AX-PRO-167/C+H-CP



AXCES  
by VADO



medical mixer  
single long lever  
deck mounted  
smooth bodied  
ceramic cartridge CAR-K40B  
2 x 1/2" nut x 300mm flexipipe connections  
deck mount drill hole diameter 35mm  
minimum operating pressure 0.2 bar LP

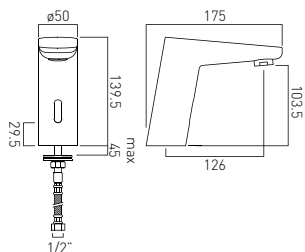
chrome  
AX-PRO-300-CP  
**H<sub>2</sub>ECO™**  
FR-100/5-PLA





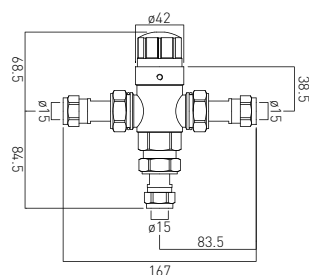
AXCES  
by VADO

AXCES  
by VADO



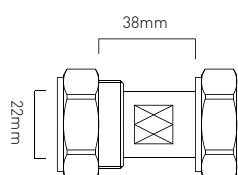
Ava  
infra-red mono basin tap  
deck mounted  
with rub clean aerator  
mains or battery operated  
takes standard AA batteries  
central processing unit: IR-100/CONTROL  
minimum operating pressure 1.0 bar MP

chrome  
AX-IR-100/AVA-CP  
**H<sub>2</sub>ECO™**  
FR-100/5-PLA



protherm in-line thermostatic valve  
supplied with 15mm compression fittings  
22mm compression fittings available separately  
thermostatic ceramic cartridge  
minimum operating pressure 0.2 bar LP

nickel / white  
PRO-5001-N/P



22mm compression fittings  
for use with protherm in-line thermostatic valve

chrome  
PRO-5001/C-22MM

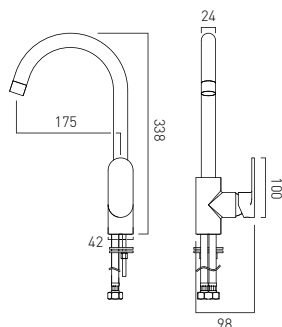




AXCES  
by VADO



**AXCES**  
by VADO

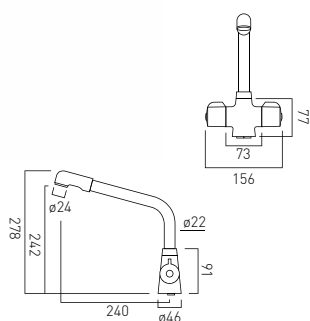


Metiz  
mono kitchen mixer  
single lever  
deck mounted  
with swivel spout  
ceramic cartridge W-001-N35  
2 x 1/2" nut x 400mm flexipipe connections  
deck mount drill hole diameter 35mm  
minimum operating pressure 0.2 bar LP

chrome  
AX-MET-150-CP  
  
US hoses  
AX-MET-150/US-CP  
  
**H<sub>2</sub>ECO™**  
FR-100/5-PLA



**AXCES**  
by VADO

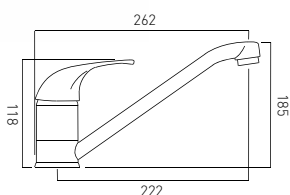


Base  
mono kitchen mixer  
deck mounted  
with swivel spout  
cold ceramic cartridge C-201-RTC  
hot ceramic cartridge C-201-LTC  
2 x 1/2" nut x 400mm flexipipe connections  
minimum operating pressure 0.2 bar LP

chrome  
AX-CUC-1050-CP  
  
**H<sub>2</sub>ECO™**  
FR-100/5-PLA



**AXCES**  
by VADO

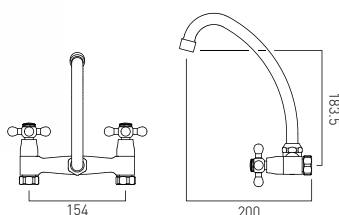


Matrix  
mono kitchen mixer  
single lever  
deck mounted  
with swivel spout  
with water flow aerator  
ceramic cartridge CAR-K40A/MAT  
2 x 1/2" nut x 400mm flexipipe connections  
deck mount drill hole diameter 34mm  
minimum operating pressure 0.2 bar LP

chrome  
AX-MAT-150-CP  
  
US hoses  
AX-MAT-150/US-C/P  
  
**H<sub>2</sub>ECO™**  
FR-100/5-PLA



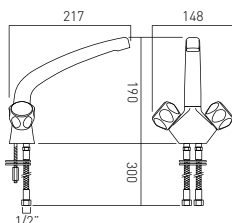
**AXCES**  
by VADO



Victoriana  
2 hole kitchen mixer  
wall mounted  
with swivel spout  
cold ceramic cartridge C-201-RTC  
hot ceramic cartridge C-201-LTC  
1/2" x 3/4" x 48mm eccentrics  
minimum operating pressure 0.2 bar LP

chrome  
AX-VIC-154G/CD-CP





**AXCES**  
by VADO

## HANDLE OPTIONS



**Contract**  
AST-1



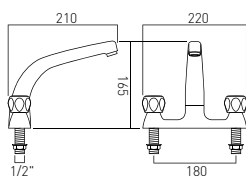
**Lever**  
AST-3

Astra  
mono kitchen mixer  
deck mounted  
with swivel spout  
with water flow straightener  
cold ceramic cartridge C-201-RTC  
hot ceramic cartridge C-201-LTC  
standard cartridge for AST-1 only C-201-STD  
2 x 1/2" nut x 400mm flexipipe connections  
deck mount drill hole diameter 35mm  
minimum operating pressure 0.2 bar LP

chrome  
ceramic cartridge  
AX-AST-150/CD-CP  
AX-AST-350-CP

standard cartridge  
AX-AST-150-CP

**H2ECO™**  
FR-FLEXI/5-PLA  
(2 are required)



**AXCES**  
by VADO

## HANDLE OPTIONS



**Contract**  
AST-1

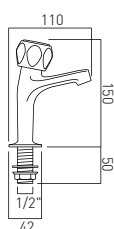


**Lever**  
AST-3

Astra  
2 hole kitchen mixer  
deck mounted  
with swivel spout  
with water flow straightener  
cold ceramic cartridge C-201-RTC  
hot ceramic cartridge C-201-LTC  
standard cartridge for AST-1 only C-201-STD  
1/2" x 50mm threaded tail connections  
deck mount drill hole diameter 22mm  
minimum operating pressure 0.2 bar LP

chrome  
ceramic cartridge  
AX-AST-153/CD-CP  
AX-AST-353-CP

standard cartridge  
AX-AST-153-CP



**AXCES**  
by VADO

## HANDLE OPTIONS



**Contract**  
AST-1



**Lever**  
AST-3

Astra  
high neck kitchen pillar taps  
deck mounted  
with water flow straightener  
cold ceramic cartridge C-201-RTC  
hot ceramic cartridge C-201-LTC  
standard cartridge for AST-1 only C-102-STD  
1/2" x 50mm threaded connections  
deck mount drill hole diameter 22mm  
minimum operating pressure 0.2 bar LP

chrome  
ceramic cartridge  
AX-AST-156/CD-CP  
AX-AST-356-CP

standard cartridge  
AX-AST-156-CP

**H2ECO™**  
FR-106/4-PLA  
(2 are required)

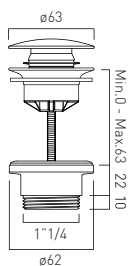




AXCES  
by VADO

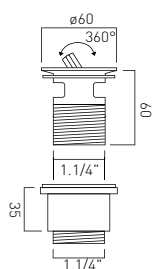


AXCES  
by VADO



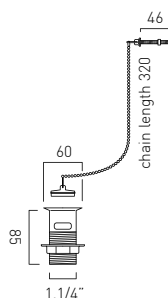
push basin waste  
easily converts into a slotted or unslotted waste  
clac-clac or free-flow

chrome  
AX-WG-393-CP



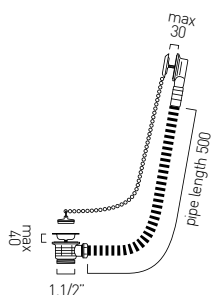
slotted captive basin waste  
flip top waste  
1.1/4" x 10mm threaded connections

chrome  
PEX-392-S-C/P



basin waste, metal plug and chain  
1.1/4" x 55mm threaded connections

chrome  
PEX-KITA-C/P

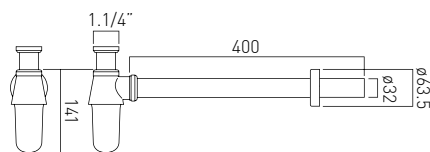



stowaway bath waste, metal plug and chain  
1.1/2" x 15mm threaded connections

chrome  
PEX-KITB-STOW-C/P

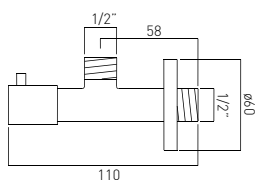






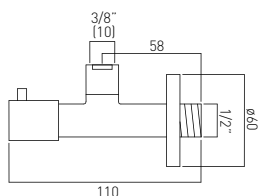
bottle trap  
32mm x 400mm pipe connections  
min-max vertical adjustment 60-140mm to  
outlet centre

chrome  
PEX-460-1.1/4-C/P



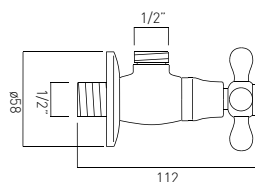
contemporary 1/4 turn angle valve  
wall mounted  
with integrated filter  
ceramic cartridge  
1/2" inlet  
1/2" outlet

chrome  
PEX-230-C/P



contemporary 1/4 turn angle valve  
wall mounted  
with integrated filter  
ceramic cartridge  
1/2" inlet  
10mm compression outlet  
or 3/8" threaded male outlet

chrome  
PEX-221-C/P

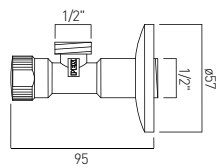


**AXCES**  
by VADO

angle valve  
wall mounted  
hot and cold indices supplied  
ceramic cartridge C-201-RTC  
1/2" male inlet  
1/2" male outlet

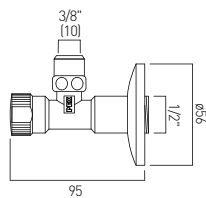
chrome  
AX-VIC-160/CD-CP





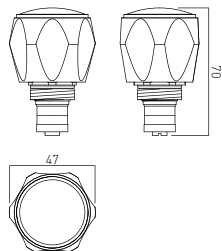
angle valve  
wall mounted  
1/2" male inlet  
1/2" male outlet

chrome  
PEX-225A-C/P



angle valve  
wall mounted  
1/2" inlet  
10mm compression outlet

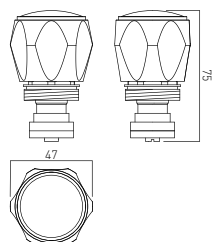
chrome  
PEX-228A-C/P



**AXCES**  
by VADO

Astra  
pair of contract handles  
1/2" cartridge to suit contract taps  
supplied with hot and cold indices

chrome  
AX-AST-1/R-1/2

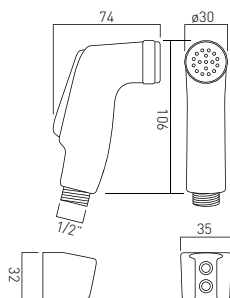


**AXCES**  
by VADO

Astra  
pair of contract handles  
3/4" cartridge to suit contract taps  
supplied with hot and cold indices

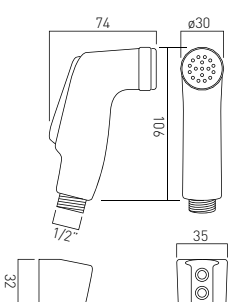
chrome  
AX-AST-1/R-3/4





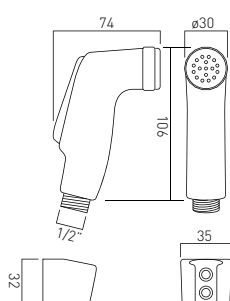
shattaf kit  
wall mounted  
chrome finish  
120cm hose  
minimum operating pressure 1.0 bar MP

chrome  
PEX-SHATTAF-C/P  
**H<sub>2</sub>ECO™**  
FR-SHOWER/6-C/P



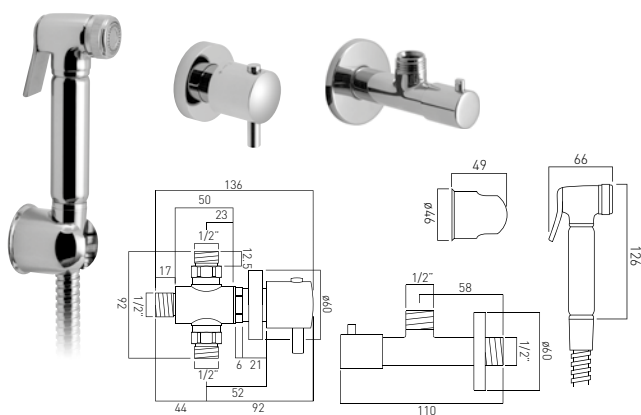
shattaf kit  
wall mounted  
black and chrome finish  
120cm hose  
minimum operating pressure 1.0 bar MP

chrome  
PEX-SHATTAF-B/C  
**H<sub>2</sub>ECO™**  
FR-SHOWER/6-C/P



shattaf kit  
wall mounted  
white and chrome finish  
120cm hose  
minimum operating pressure 1.0 bar MP

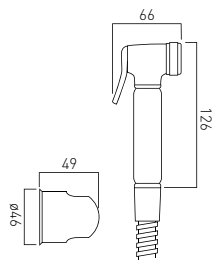
chrome  
PEX-SHATTAF-W/C  
**H<sub>2</sub>ECO™**  
FR-SHOWER/6-C/P



luxury shattaf kit  
with concealed thermostatic mixing valve  
and angle valve  
with 150cm hose and wall bracket  
wall mounted  
mixing valve thermostatic cartridge V-001D-PLA  
minimum operating pressure 1.0 bar MP

chrome  
XSH-SHATTAF/163-C/P  
**H<sub>2</sub>ECO™**  
FR-SHOWER/6-C/P





luxury brass shattaf handset  
100cm hose and wall bracket  
wall mounted  
minimum operating pressure 1.0 bar MP

chrome  
XSH-LUXSHATTAF100-CP  
**H2ECO™**  
FR-SHOWER/6-C/P



**AXCES**  
by VADO

chrome plated stainless steel  
standard bore shower hose  
1/2" x 1/2" conical connection  
150cm

chrome  
AX-SH-015-150-DB-CP



**AXCES**  
by VADO

easy fit mounting brackets  
for use with AX-SIR-149T-RRK-CP  
and AX-SIR-149T-CP

chrome  
AX-SH-049EFB-R0-CP



**AXCES**  
by VADO

easy fit mounting brackets  
for use with AX-BOK-149T-RRK-CP  
and AX-BOK-149T-CP

chrome  
AX-SH-049EFB-SQ-CP





Showering

Axces by VADO

AXCES  
by VADO



**AXCES**  
by VADO

Sirkel  
exposed round thermostatic 1/2" shower valve  
with single function slide rail shower kit  
1/2" x 3/4" x 50mm eccentrics  
easy fit mounting brackets  
thermostatic cartridge S-701-31S  
flow cartridge H-202-RTC  
minimum operating pressure 1.0 bar MP

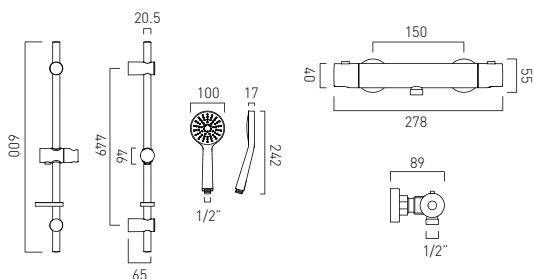
Kit comprises:

**AX-SIR-149T-CP**

**AX-SIR-SFSRK-DB-CP**

**AX-SH-049EFB-RO-CP**

chrome  
AX-SIR-SFSP-CP



**AXCES**  
by VADO

Sirkel  
exposed round thermostatic 1/2" shower valve  
with 3 function slide rail shower kit  
1/2" x 3/4" x 50mm eccentrics  
easy fit mounting brackets  
thermostatic cartridge S-701-31S  
flow cartridge H-202-RTC  
minimum operating pressure 1.0 bar MP

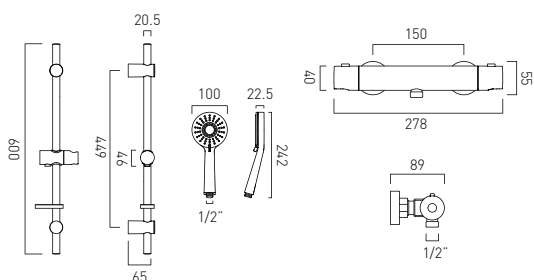
Kit comprises:

**AX-SIR-149T-CP**

**AX-SIR-MFSRK-DB-CP**

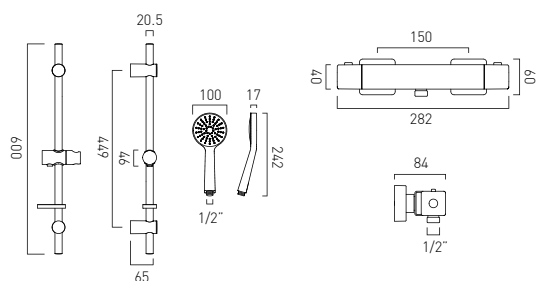
**AX-SH-049EFB-RO-CP**

chrome  
AX-SIR-MFSP-CP





**AXCES**  
by VADO



Bokx

exposed square thermostatic 1/2" shower valve  
with Sirkel single function slide rail shower kit  
1/2" x 3/4" x 50mm eccentrics  
easy fit mounting brackets  
thermostatic cartridge S-701-31S  
flow cartridge H-202-RTC  
minimum operating pressure 1.0 bar MP

kit comprises:

**AX-BOK-149T-CP**

**AX-SIR-SFSRK-DB-CP**

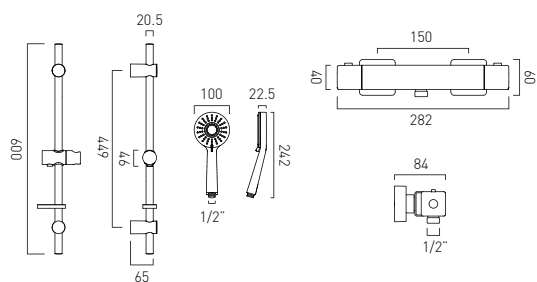
**AX-SH-049EFB-SQ-CP**

chrome

AX-BOK-SFSP-CP



**AXCES**  
by VADO



Bokx

exposed square thermostatic 1/2" shower valve  
with Sirkel 3 function slide rail shower kit  
1/2" x 3/4" x 50mm eccentrics  
easy fit mounting brackets  
thermostatic cartridge S-701-31S  
flow cartridge H-202-RTC  
minimum operating pressure 1.0 bar MP

kit comprises:

**AX-BOK-149T-CP**

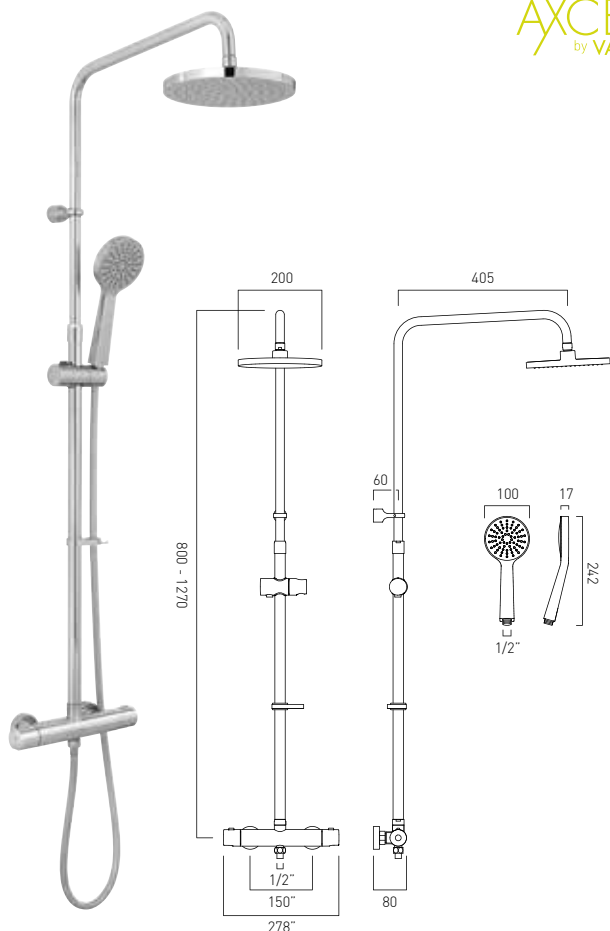
**AX-SIR-MFSRK-DB-CP**

**AX-SH-049EFB-SQ-CP**

chrome

AX-BOK-MFSP-CP



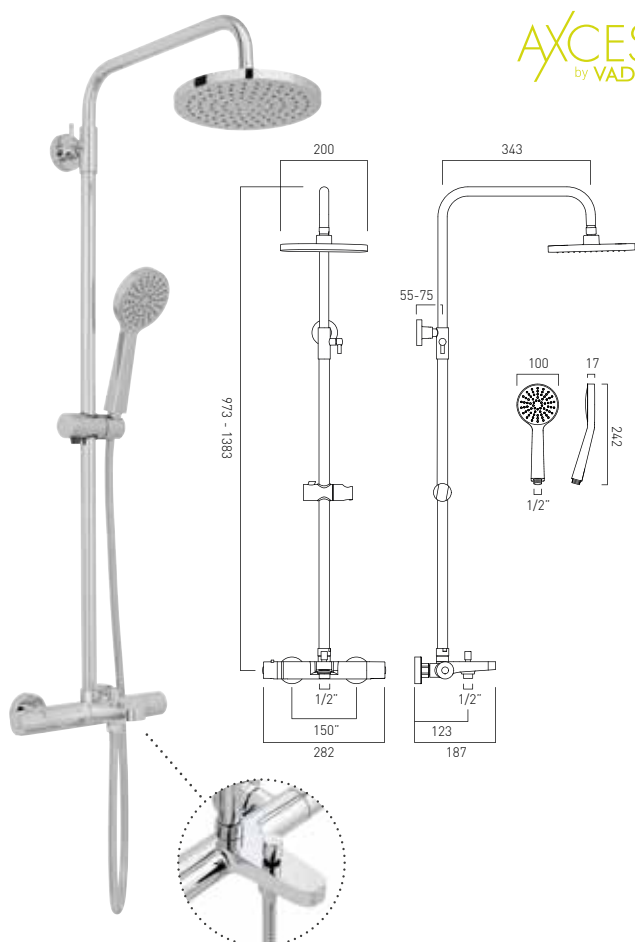


AXCES  
by VADO

Sirkel  
round thermostatic shower valve  
with integrated diverter  
rigid riser with single function shower head and handset  
200mm round shower head  
470mm height adjustment tolerance  
min 800mm - max 1270mm  
Adjustable for easy retro-fit  
offset connectors and easy-fit brackets included

thermostatic cartridge S-701-31S  
diverter cartridge SG-801-25/2SX  
minimum operating pressure 1.0 bar MP

chrome  
AX-SIR-149T-RRK/B-CP



AXCES  
by VADO

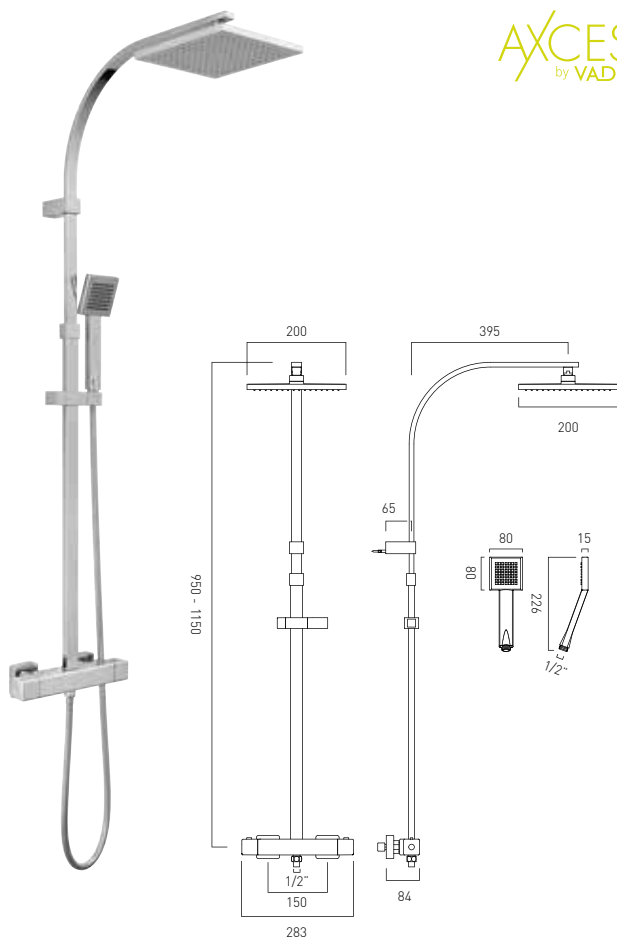
Sirkel  
round exposed thermostatic bath shower valve  
with integrated diverter  
rigid riser with single function shower head and handset  
200mm round shower head  
410mm height adjustment tolerance:  
min 973mm - max 1383mm  
20mm depth adjustment tolerance:  
min 55mm - max 75mm  
offset connectors and easy-fit brackets included

diverter cartridge C-801-27/2X  
thermostatic cartridge C-701-34S  
minimum operating pressure 1.5 bar MP

chrome  
AX-SIR-123T-RRK/B-CP







**AXCES**  
by VADO

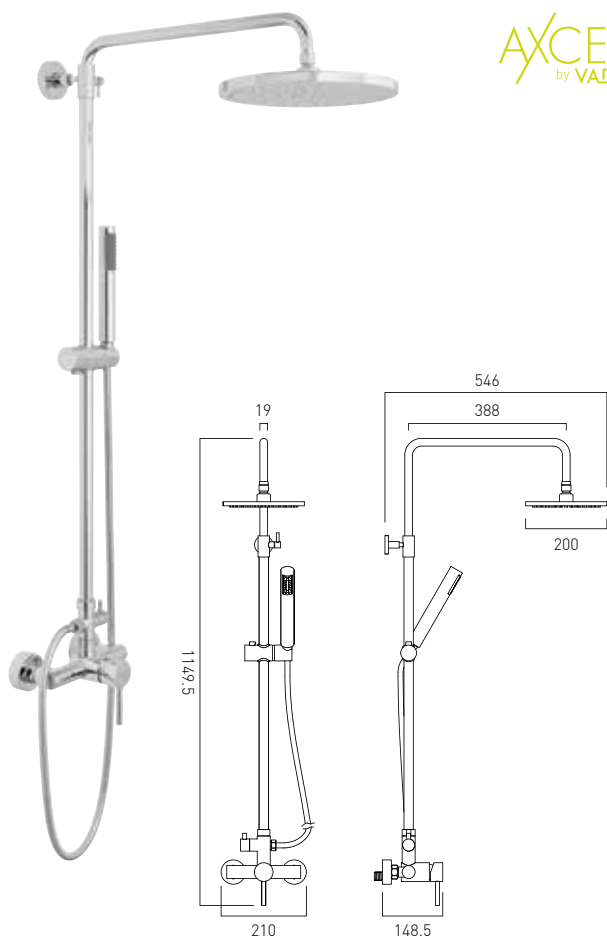
Bokx  
square thermostatic shower valve  
with integrated diverter  
rigid riser with single function shower head and handset  
200mm square shower head  
200mm height adjustment tolerance  
min 950mm - max 1150mm  
Adjustable for easy retro-fit  
offset connectors and easy-fit brackets included

thermostatic cartridge S-701-31S  
diverter cartridge SG-801-25/2SX  
minimum operating pressure 1.0 bar MP

chrome  
AX-BOK-149T-RRK/B-CP



**2**  
outlet



**AXCES**  
by VADO

Nuri  
single lever round exposed shower valve with  
integrated diverter  
rigid riser with single function shower head and handset  
254mm round shower head

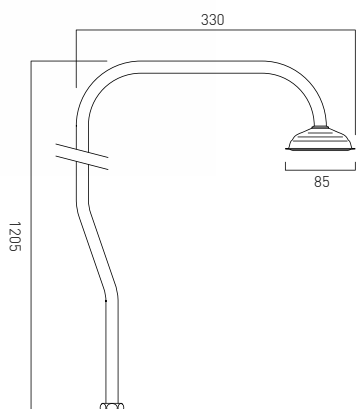
ceramic cartridge C-003-N35  
minimum operating pressure 1.0 bar MP

chrome  
AX-NUR-149/RRK-CP



**2**  
outlet

AXCES  
by VADO



rigid riser with 85mm (4") fixed shower head  
1/2" captive nut  
for use with AX-VIC-121/CD-CP  
minimum operating pressure 0.2 bar LP

chrome  
AX-XAV-RIGID-CP



AXCES  
by VADO



easy fit mounting brackets  
3/4" compression fit  
for use with AX-SIR-149T-RRK-CP  
and AX-SIR-149T-CP

chrome  
AX-SH-049EFB-R0-CP



AXCES  
by VADO



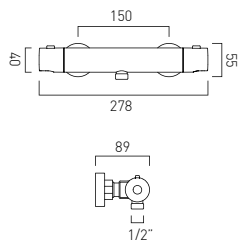
easy fit mounting brackets  
3/4" compression fit  
for use with AX-BOK-149T-RRK-CP  
and AX-BOK-149T-CP

chrome  
AX-SH-049EFB-SQ-CP





**AXCES**  
by VADO

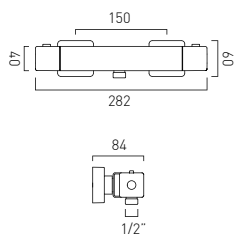


Sirkel  
exposed round thermostatic 1/2" shower valve  
1/2" x 3/4" x 50mm eccentrics  
thermostatic cartridge S-701-31S  
flow cartridge H-202-RTC  
minimum operating pressure 1.0 bar MP

chrome  
AX-SIR-149T-CP



**AXCES**  
by VADO

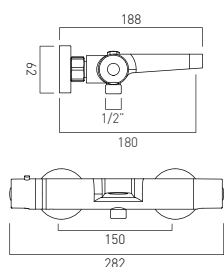


Bokx  
exposed square thermostatic 1/2" shower valve  
1/2" x 3/4" x 50mm eccentrics  
thermostatic cartridge S-701-31S  
flow cartridge H-202-RTC  
minimum operating pressure 1.0 bar MP

chrome  
AX-BOK-149T-CP



**AXCES**  
by VADO

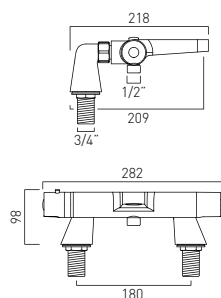


Sirkel  
exposed thermostatic bath shower mixer  
wall mounted  
with water flow straightener  
thermostatic cartridge C-701-34S  
1/2" x 3/4" x 46mm eccentric threaded connections  
diverter cartridge C-801-27/2X  
minimum operating pressure 1.5 bar MP

chrome  
AX-SIR-123T-CP



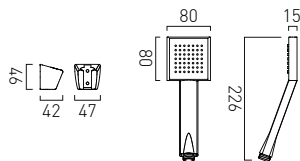
**AXCES**  
by VADO



Sirkel  
2 hole exposed thermostatic bath shower mixer  
deck mounted  
with water flow straightener  
thermostatic cartridge C-701-34S  
3/4" x 48mm threaded connection on legs  
deck mount drill hole diameter 28-34mm  
diverter cartridge C-801-27/2X  
minimum operating pressure 1.5 bar MP

chrome  
AX-SIR-131T-CP

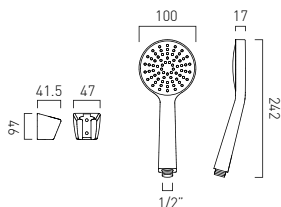




**AXCES**  
by VADO

Boks  
single function mini shower kit  
with 150cm hose and bracket  
minimum operating pressure 0.2 bar LP

chrome  
AX-BOK-SFMK-CP



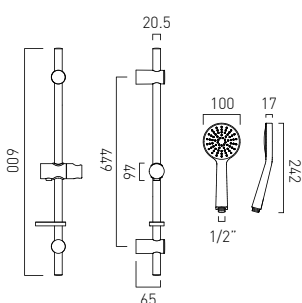
**AXCES**  
by VADO

Sirkel  
single function mini shower kit  
with 150cm hose and bracket  
minimum operating pressure 0.2 bar LP

chrome  
AX-SIR-SFMK-CP



**H2ECO™**  
FR-SHOWER/9-C/P



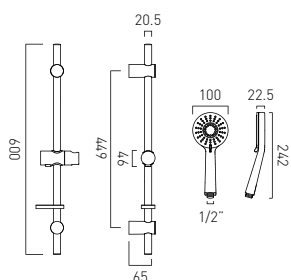
**AXCES**  
by VADO

Sirkel  
slide rail shower kit  
with single function handset  
600mm slide rail  
push button control slider  
hose AX-SH-015-150-DB-CP  
minimum operating pressure 0.2 bar LP

chrome  
AX-SIR-SFSRK-DB-CP



adjustable fixing  
for easy retro fit



**AXCES**  
by VADO

Sirkel  
slide rail shower kit  
with 3 function handset  
600mm slide rail  
push button control slider  
hose AX-SH-015-150-DB-CP  
minimum operating pressure 1.0 bar MP

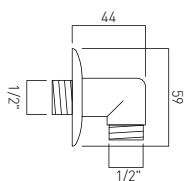
chrome  
AX-SIR-MFSRK-DB-CP



adjustable fixing  
for easy retro fit



**AXCES**  
by VADO

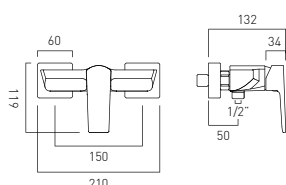


wall outlet  
1/2" threaded inlet  
1/2" threaded outlet

chrome  
AX-WG-218-CP



**AXCES**  
by VADO

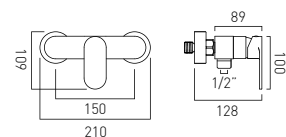


Ekko  
exposed manual shower valve  
single lever  
wall mounted  
ceramic cartridge W-001-N35  
2 x 1/2" inlets  
1 x 1/2" shower outlet  
minimum operating pressure 1.0 bar MP

chrome  
AX-EKO-149-CP



**AXCES**  
by VADO



Metiz  
exposed manual shower valve  
single lever  
wall mounted  
ceramic cartridge W-001-N35  
2 x 1/2" inlets  
1 x 1/2" shower outlet  
minimum operating pressure 1.0 bar MP

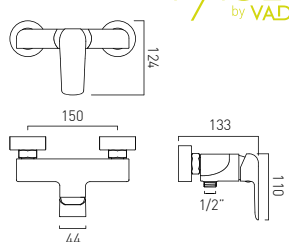
chrome  
AX-MET-149-CP



**H<sub>2</sub>ECO™**  
FR-SHOWER/9-C/P



**AXCES**  
by VADO



Vala  
exposed manual shower valve  
single lever  
wall mounted  
ceramic cartridge W-002-N35  
2 x 1/2" inlets  
1 x 1/2" shower outlet  
minimum operating pressure 0.2 bar LP

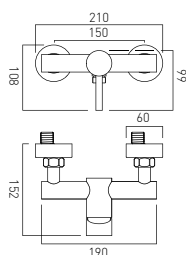
chrome  
AX-VAL-149-CP



**H<sub>2</sub>ECO™**  
FR-SHOWER/9-C/P



**AXCES**  
by VADO



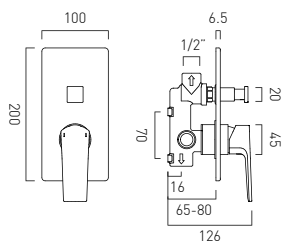
Nuri  
exposed manual shower valve  
single lever  
wall mounted  
ceramic cartridge W-001-N35  
2 x 1/2" inlets  
1 x 1/2" shower outlet  
minimum operating pressure 1.0 bar MP

chrome  
AX-NUR-149-CP



**H<sub>2</sub>ECO™**  
FR-SHOWER/9-C/P

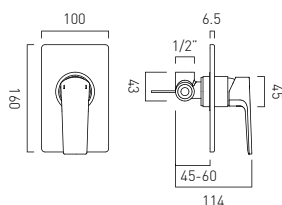




**AXCES**  
by VADO

Ekko  
concealed 2 outlet shower valve with diverter  
single lever  
wall mounted  
with rectangular backplate  
ceramic cartridge W-001-N35  
2 x 1/2" female inlets  
1 x 3/4" female outlet  
min-max wall mount 40-65mm  
minimum operating pressure 1.0 bar MP

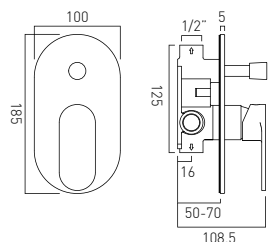
chrome  
AX-EKO-147-CP



**AXCES**  
by VADO

Ekko  
concealed 1 outlet shower valve  
single lever  
wall mounted  
with rectangular backplate  
ceramic cartridge W-001-N35  
2 x 1/2" female inlets  
1 x 1/2" female outlet  
min-max wall mount 65-80mm  
minimum operating pressure 1.0 bar MP

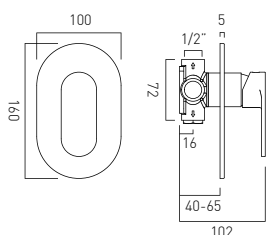
chrome  
AX-EKO-145-CP



**AXCES**  
by VADO

Metiz  
concealed 2 outlet shower valve with diverter  
single lever  
wall mounted  
with oval backplate  
ceramic cartridge W-001-N35  
2 x 1/2" female inlets  
2 x 1/2" female outlets (one is blanked off)  
min-max wall mount 40-65mm  
minimum operating pressure  
0.2 bar LP (shower) 1.5 bar MP (bath)

chrome  
AX-MET-147A-CP

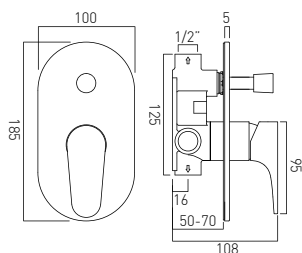


**AXCES**  
by VADO

Metiz  
concealed 1 outlet shower valve  
single lever  
wall mounted  
with oval backplate  
ceramic cartridge W-001-N35  
2 x 1/2" female inlets  
2 x 1/2" female outlets (one is blanked off)  
min-max wall mount 40-65mm  
minimum operating pressure  
0.2 bar LP (shower) 1.5 bar MP (bath)

chrome  
AX-MET-145A-CP





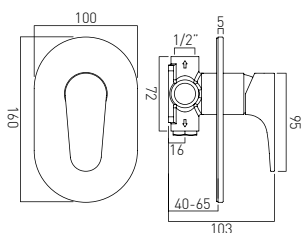
**AXCES**  
by VADO

Ava  
concealed 2 outlet shower valve with diverter  
single lever  
wall mounted  
with oval backplate  
ceramic cartridge W-001-N35  
2 x 1/2" female inlets  
2 x 1/2" female outlets (one is blanked off)  
min-max wall mount 40-65mm  
minimum operating pressure  
0.2 bar LP (shower) 1.5 bar MP (bath)

chrome  
AX-AVA-147A-CP



**2**  
outlet



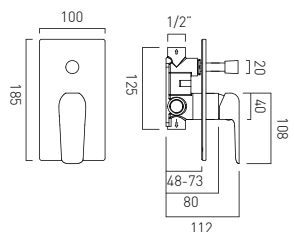
**AXCES**  
by VADO

Ava  
concealed 1 outlet shower valve  
single lever  
wall mounted  
with oval backplate  
ceramic cartridge W-001-N35  
2 x 1/2" female inlets  
2 x 1/2" female outlets (one is blanked off)  
min-max wall mount 40-65mm  
minimum operating pressure  
0.2 bar LP (shower) 1.5 bar MP (bath)

chrome  
AX-AVA-145A-CP



**1**  
outlet



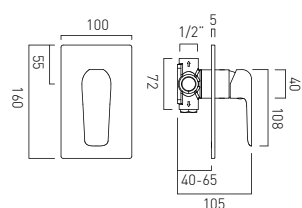
**AXCES**  
by VADO

Vala  
concealed 2 outlet shower valve with diverter  
single lever  
wall mounted  
with rectangular backplate  
ceramic cartridge W-001-N35  
2 x 1/2" female inlets  
2 x 1/2" female outlets (one is blanked off)  
min-max wall mount 40-65mm  
minimum operating pressure  
0.2 bar LP (shower) 1.5 bar MP (bath)

chrome  
AX-VAL-147A-CP



**2**  
outlet



**AXCES**  
by VADO

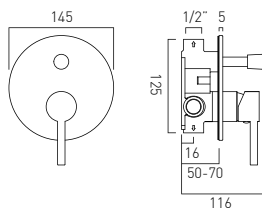
Vala  
concealed 1 outlet shower valve  
single lever  
wall mounted  
with rectangular backplate  
ceramic cartridge W-001-N35  
2 x 1/2" female inlets  
2 x 1/2" female outlets (one is blanked off)  
min-max wall mount 40-65mm  
minimum operating pressure  
0.2 bar LP (shower) 1.5 bar MP (bath)

chrome  
AX-VAL-145A-CP



**1**  
outlet

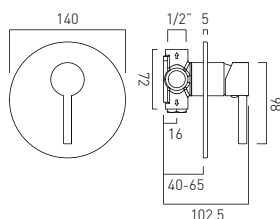




**AXCES**  
by VADO

Nuri  
concealed 2 outlet shower valve with diverter  
single lever  
wall mounted  
with round backplate  
ceramic cartridge W-001-N35  
2 x 1/2" female inlets  
2 x 1/2" female outlets (one is blanked off)  
min-max wall mount 40-65mm  
minimum operating pressure  
0.2 bar LP (shower) 1.5 bar MP (bath)

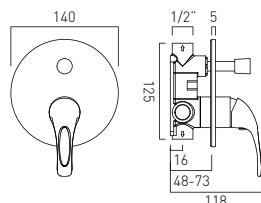
chrome  
AX-NUR-147A-CP



**AXCES**  
by VADO

Nuri  
concealed 1 outlet shower valve  
single lever  
wall mounted  
with round backplate  
ceramic cartridge W-001-N35  
2 x 1/2" female inlets  
2 x 1/2" female outlets (one is blanked off)  
min-max wall mount 40-65mm  
minimum operating pressure  
0.2 bar LP (shower) 1.5 bar MP (bath)

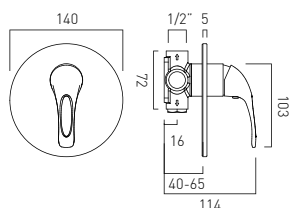
chrome  
AX-NUR-145A-CP



**AXCES**  
by VADO

Matrix  
concealed 2 outlet shower valve with diverter  
single lever  
wall mounted  
with round backplate  
ceramic cartridge W-001-N35  
2 x 1/2" female inlets  
2 x 1/2" female outlets (one is blanked off)  
min-max wall mount 40-65mm  
minimum operating pressure  
0.2 bar LP (shower) 1.5 bar MP (bath)

chrome  
AX-MAT-147A-CP



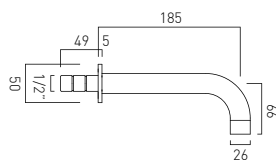
**AXCES**  
by VADO

Matrix  
concealed 1 outlet shower valve  
single lever  
wall mounted  
with round backplate  
ceramic cartridge W-001-N35  
2 x 1/2" female inlets  
2 x 1/2" female outlets (one is blanked off)  
min-max wall mount 40-65mm  
minimum operating pressure  
0.2 bar LP (shower) 1.5 bar MP (bath)

chrome  
AX-MAT-145A-CP



AXCES  
by VADO

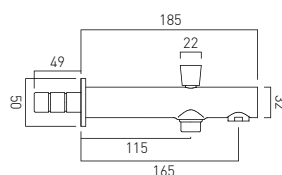


Sirkel  
round bath spout  
wall mounted  
1/2" male inlet  
minimum operating pressure 0.2 bar LP

chrome  
AX-SIR-140/RO



AXCES  
by VADO

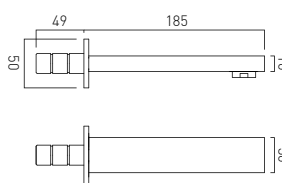


Sirkel  
round bath spout with integrated diverter  
wall mounted  
1/2" male inlet  
1 x 1/2" shower outlet  
minimum operating pressure 1.0 bar MP

chrome  
AX-SIR-140/RO/DIV



AXCES  
by VADO

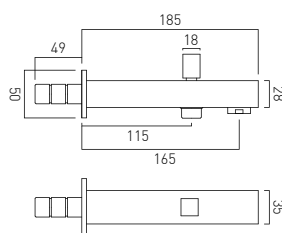


Bokx  
square bath spout  
wall mounted  
1/2" male inlet  
minimum operating pressure 0.2 bar LP

chrome  
AX-BOK-140/SQ



AXCES  
by VADO



Bokx  
square bath spout with integrated diverter  
wall mounted  
1/2" male inlet  
1 x 1/2" shower outlet  
minimum operating pressure 1.0 bar MP

chrome  
AX-BOK-140/SQ/DIV





AXCES  
by VADO



#### Elegance

a fashion-led, modern design electric shower with soft press illuminated buttons, start/stop switch, power on indicator, low pressure indicator and phased shutdown feature which helps to reduce limescale build-up

supplied complete with slide rail kit  
anti-kink chrome hose  
easy clean shower head with 5 spray patterns

colours available:

**metallic**  
**black speckled**  
**grey**

8.5kW and 9.5kW versions available

cold feed easy plumb installation

BEAB, CE and BS approved

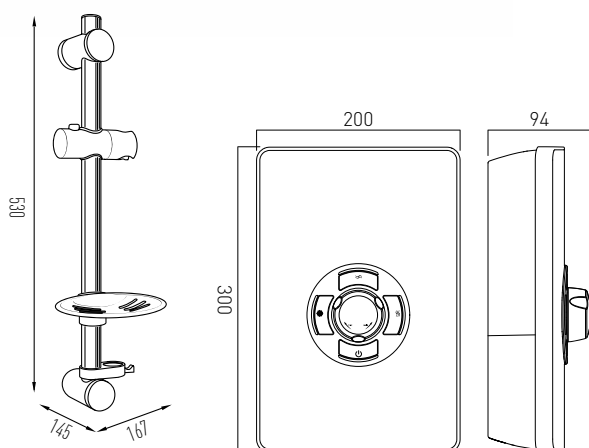
minimum operating pressure 1.0 bar MP

metallic 8.5kW  
ELS-ELE-85-MET

metallic 9.5kW  
ELS-ELE-95-MET

black speckled 9.5kW  
ELS-ELE-95-BLS

grey 9.5kW  
ELS-ELE-95-GRE



product fiche according to commission  
delegated regulation (EU) 812/2013

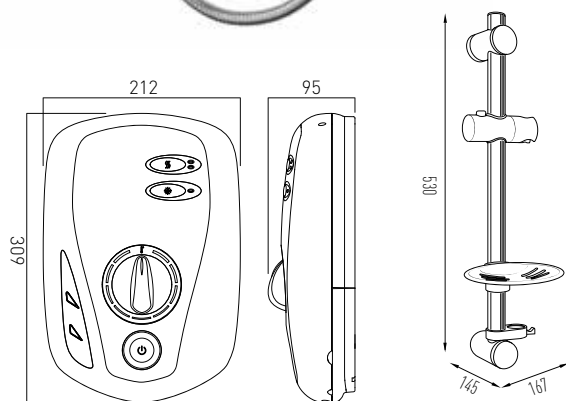


product fiche according to commission  
delegated regulation (EU) 812/2013

Trade Mark	Vado
Model	ELS-ELE-85
Load Profile	XS
Energy Efficiency Class	A
Annual Electricity Consumption	482
Thermostat Temperature Settings	50/57/90°C
Sound Power Level	15

Trade Mark	Vado
Model	ELS-ELE-95
Load Profile	XS
Energy Efficiency Class	A
Annual Electricity Consumption	483
Thermostat Temperature Settings	50/57/90°C
Sound Power Level	15

AXCES  
by VADO



product fiche according to commission delegated regulation (EU) 812/2013

Trade Mark	Vado
Model	ELS-CHR-85-CP
Load Profile	XS
Energy Efficiency Class	A
Annual Electricity Consumption	482
Thermostat Temperature Settings	50/57/90°C
Sound Power Level	15



product fiche according to commission delegated regulation (EU) 812/2013

Trade Mark	Vado
Model	ELS-CHR-95-CP
Load Profile	XS
Energy Efficiency Class	A
Annual Electricity Consumption	483
Thermostat Temperature Settings	50/57/90°C
Sound Power Level	15

All Chrome  
a stylish, all-chrome, slimline electric shower

featuring a start/stop button with phased shutdown to help prevent limescale build-up  
push button power selectors  
temperature control with numbered dial  
low pressure indicator

supplied complete with slide rail kit  
anti-kink chrome hose  
easy clean shower head with 5 spray patterns

8.5kW and 9.5kW versions available

BEAB, CE and BS approved

minimum operating pressure 1.0 bar MP

chrome 8.5kW  
ELS-CHR-85-CP

chrome 9.5kW  
ELS-CHR-95-CP

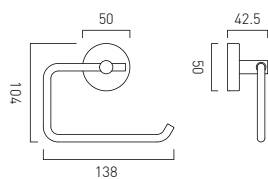




AXCES  
by VADO



AXCES  
by VADO

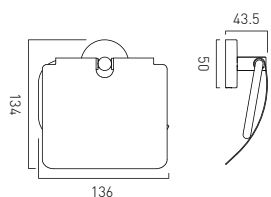


paper holder  
wall mounted

chrome  
AX-SIR-180-CP



AXCES  
by VADO

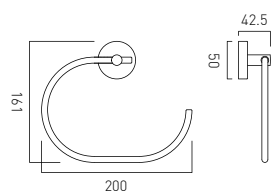


covered paper holder  
wall mounted

chrome  
AX-SIR-180A-CP



AXCES  
by VADO

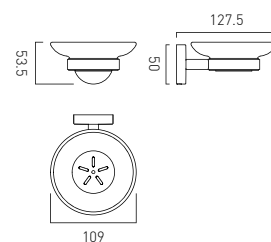


towel ring  
wall mounted

chrome  
AX-SIR-181-CP



AXCES  
by VADO

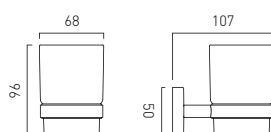


frosted glass soap dish and holder  
wall mounted

chrome  
AX-SIR-182-CP



AXCES  
by VADO



frosted glass tumbler and holder  
wall mounted

chrome  
AX-SIR-183-CP




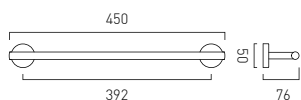




**AXCES**  
by VADO

towel rail  
wall mounted  
450mm (18")


chrome  
AX-SIR-184-45-CP



**AXCES**  
by VADO

towel rail  
wall mounted  
600mm (24")

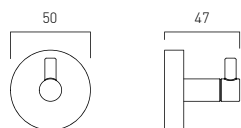
chrome  
AX-SIR-184-60-CP



**AXCES**  
by VADO

robe hook  
wall mounted

chrome  
AX-SIR-186-CP



**AXCES**  
by VADO

5 accessory pack

chrome  
AX-SIR-189-CP



kit comprises:  
**AX-SIR-180-CP**  
**AX-SIR-181-CP**  
**AX-SIR-182-CP**  
**AX-SIR-183-CP**  
**AX-SIR-186-CP**



**AXCES**  
by VADO

6 accessory pack

chrome  
AX-SIR-189A-CP



kit comprises:  
**AX-SIR-180A-CP**  
**AX-SIR-181-CP**  
**AX-SIR-182-CP**  
**AX-SIR-183-CP**  
**AX-SIR-184-60-CP**  
**AX-SIR-186-CP**





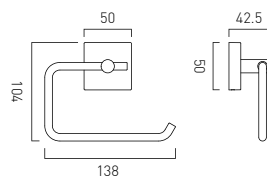
Bokx Accessories

Axces by VADO





AXCES  
by VADO

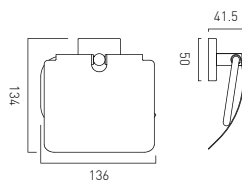


paper holder  
wall mounted

chrome  
AX-BOK-180-CP



AXCES  
by VADO

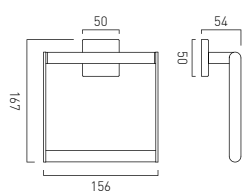


covered paper holder  
wall mounted

chrome  
AX-BOK-180A-CP



AXCES  
by VADO

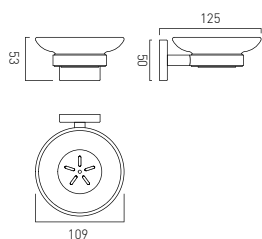


towel ring  
wall mounted

chrome  
AX-BOK-181-CP



AXCES  
by VADO

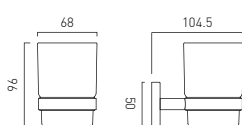


frosted glass soap dish and holder  
wall mounted

chrome  
AX-BOK-182-CP



AXCES  
by VADO



frosted glass tumbler and holder  
wall mounted

chrome  
AX-BOK-183-CP


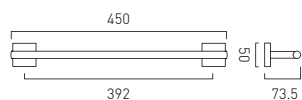




**AXCES**  
by VADO

towel rail  
wall mounted  
450mm (18")

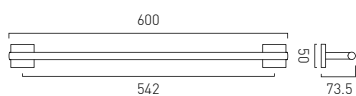
chrome  
AX-BOK-184-45-CP



**AXCES**  
by VADO

towel rail  
wall mounted  
600mm (24")

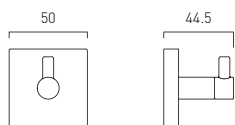
chrome  
AX-BOK-184-60-CP



**AXCES**  
by VADO

robe hook  
wall mounted

chrome  
AX-BOK-186-CP



**AXCES**  
by VADO

5 accessory pack

kit comprises:  
**AX-BOK-180-CP**  
**AX-BOK-181-CP**  
**AX-BOK-182-CP**  
**AX-BOK-183-CP**  
**AX-BOK-186-CP**

chrome  
AX-BOK-189-CP



**AXCES**  
by VADO

6 accessory pack

kit comprises:  
**AX-BOK-180A-CP**  
**AX-BOK-181-CP**  
**AX-BOK-182-CP**  
**AX-BOK-183-CP**  
**AX-BOK-184-60-CP**  
**AX-BOK-186-CP**

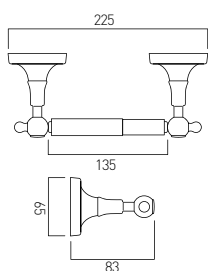
chrome  
AX-BOK-189A-CP





AXCES  
by VADO

AXCES  
by VADO

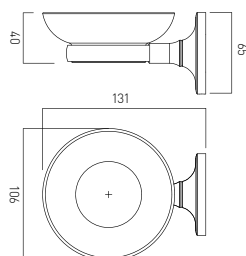


closed paper holder  
wall mounted

chrome  
AX-TOU-180A-CP



AXCES  
by VADO



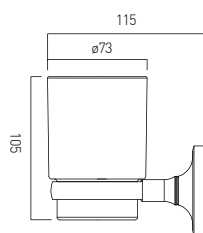
ceramic soap dish and holder  
wall mounted

chrome  
AX-TOU-182A-CP



replacement ceramic soap dish  
TOU-082A-CER

AXCES  
by VADO



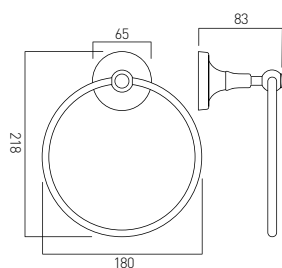
ceramic tumbler and holder  
wall mounted

chrome  
AX-TOU-183A-CP



replacement ceramic tumbler  
TOU-083A-CER

AXCES  
by VADO

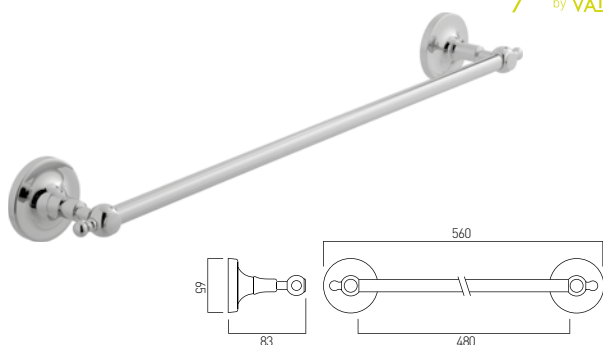


towel ring  
wall mounted

chrome  
AX-TOU-181-CP



AXCES  
by VADO

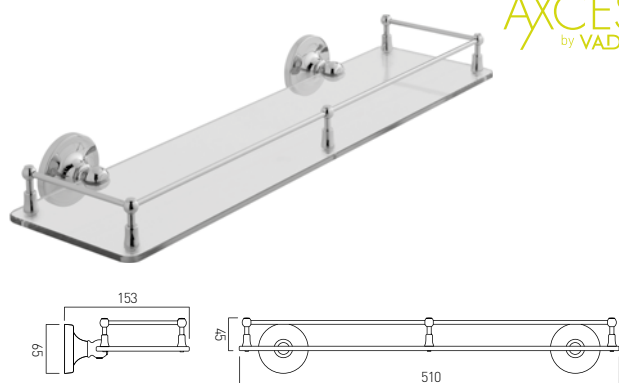


towel rail  
wall mounted  
560mm (22")

chrome  
AX-TOU-184-CP



AXCES  
by VADO



clear glass galley shelf  
wall mounted  
510mm (20")

chrome  
AX-TOU-185A-CP



AXCES  
by VADO

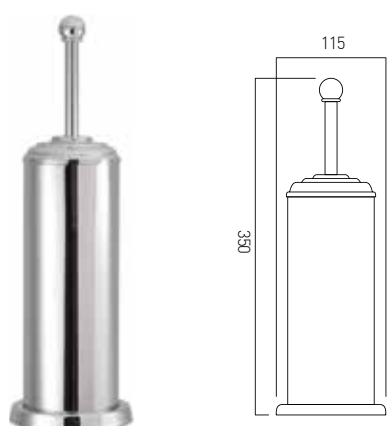


robe hook  
wall mounted

chrome  
AX-TOU-186-CP



AXCES  
by VADO



toilet brush  
and polished stainless steel holder  
freestanding

stainless steel  
AX-TOU-188-CP

replacement brush  
TOU-188-BRUSH






# | Tablet



**Compact in form and unique in operation**, Tablet embraces the latest innovations in maximising water flow performance to ensure a fully immersive showering experience.

To view the entire range visit [vado.com/tablet](http://vado.com/tablet)

 All 2 and 3 outlet models\* feature an exclusive 'all-flow' function that delivers water to either outlet independently or all outlets simultaneously.

High flow internal waterways ensure an outstanding performance even at low pressure.

## exceptional functionality

- luxurious soft-turn handles
- exceptional safety from temperature fluctuations, including maximum pre-set temperature and automatic shut-off
- excellent flow rates, even at low pressure
- 'all-flow' function
- limescale resistant

## simple to fit

- flat backplate body allows for a solid, secure mount
- handles have multiple fitting positions to allow perfect alignment of the handle and shroud
- 25mm depth tolerance (min 75mm max 100mm)
- mortar guard with min/max depth tolerance markings to aid installation and tiling
- Tablet can fit in a 63mm stud wall when using a Studfast bracket
- screw-on shrouds and slide-on plates ensure a rapid and simple second fix
- easy-access isolation points
- the plate size allows for a 10mm tile cutting tolerance

### 1 FLOW CONTROL


Independently controls the flow of water for up to two outlets and can be operated simultaneously using 'all-flow' functionality.

### 2 TEMPERATURE CONTROL

To ensure the safety and protection of all users, VADO's leading polymer thermostatic cartridge technology allows for temperature stabilisation to prevent scalding from sudden pressure fluctuations and cold-water isolation.

### 3 FLOW CONTROL

Controls the flow of water to one outlet.



Actual Size

## | DX Valve

Introducing the DX Valve; VADO's next generation of concealed thermostatic valves.

Boasting **precision control and exceptional safety**, the DX Valve is available in nine styles and compatible with all VADO collections.



The DX valve is truly the fitter's friend – designed to make installation quick and easy.

**To view the entire range visit [vado.com/dxvalve](https://vado.com/dxvalve)**

Compact backplate  
for easy installation  
and a sleek and  
stylish finish

### **exceptional functionality**

- unique, button-less temperature 38°C stop
- exceptional control
- regulates temperature fluctuations
- limescale resistant for easy cleaning
- soft-turn ergonomic handles for precision control
- bath fill with combi boiler
- operate 2 outlets simultaneously using a 3 handle DX valve

### **simple to fit**

- flat back valve allows for a solid, secure mount
- flat plates, for an easy silicone seal
- push-fit shrouds, with angular adjustment for pitched walls
- easy-access isolation points for maintenance
- 25mm depth tolerance (min 70 max 95), to fit a 63mm stud wall
- tile-to mortar guard included with markings to aid installation
- bleed valve included to assist flushing system while protecting the cartridge
- 3/4" to 1/2" pipework adaptors included



## | Tile & Mortar Guard

Mortar guard is supplied with all concealed 2 and 3 handle thermostatic shower valves.



Square tile-to mortar guard is complete with minimum/maximum depth tolerance markings to aid installation and tiling

## | Thermostatic & Cartridge Technology

To ensure the safety and protection of all users, we have worked in conjunction with the market leader in thermostatic technology and have established a polymer based cartridge that is highly resistant to limescale deposits.

VADO's leading polymer thermostatic cartridge technology allows for temperature stabilisation to prevent scalding from sudden pressure fluctuations and cold-water isolation.



High-flow, soft-turn diverter has been developed to increase flow by over 25%.\*

To remove unwanted residue and improve product durability, it is strongly recommended that you flush your showering system upon installation using the bleed valve supplied.



Ergonomic dials feature a unique, button-less 38° temperature stop for enhanced control.



# Studfast Concealed Shower Valve Mounting Bracket



Studfast is an easy, strong and secure method of mounting VADO thermostatic shower valves into stud walls to create a firm and trouble-free installation.


fixing holes to suit VADO concealed thermostatic shower valves

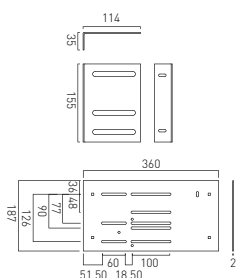
adjustable for variations in stud walling (360mm-523mm)

adjustable front to back 10mm to ensure accurate positioning

shower valve concealed parts

The VADO concealed thermostatic shower valve body bolts onto the studfast bracket creating a firm installation.

Look for the  logo which denotes the shower valves suitable for use with the studfast bracket.



concealed wall bracket for mounting VADO thermostatic shower valves in stud walls  
min-max span 360-523

nickel  
WG-STUDFAST-C-S/S



## shower valve depth calculator

This guide shows how to calculate the depth that your VADO shower valve should be set in the wall to create optimum performance and appearance.

Fig 1

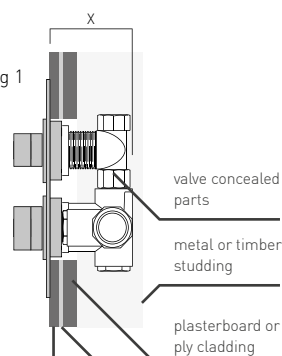
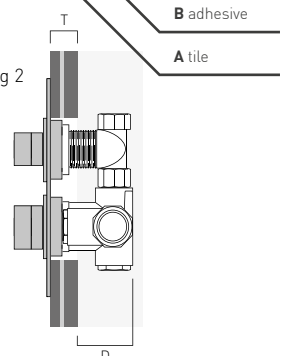


Fig 2



### STEP 1 Identify the optimum installation depth (X)

Please look up optimum depth for your chosen shower valve in the following pages, or you can access the same information on our website at [www.vado.com](http://www.vado.com).

This is represented as X in fig. 1

### STEP 2 Calculate the thickness of the finished tile wall (T)

This is the total thickness of your tile plus adhesive plus plasterboard or ply cladding.

This is shown as T in fig. 2

Calculation:  
 $T = A$  (tile thickness) +  $B$  (adhesive thickness, usually 3-5mm) +  $C$  (plasterboard or ply cladding thickness)

Example:  
If working with a 10mm thick tile, 5mm layer of adhesive, 15mm thick plasterboard.  
 $T = 10\text{mm} + 5\text{mm} + 15\text{mm} = 30\text{mm}$ .  
T value is therefore 30mm.

### STEP 3 Calculate the depth that you need to fit your valve (D)

This depth is the total distance from the front face of the studwall to the back of the shower valve (or front face of your VADO WG-STUDFAST bracket if you are using the VADO studfast bracket for easier installation).

This is shown as D in fig 2

Calculation:  $X - T = D$

Example:  
If fitting a NOT-148D-C/P the optimum depth (X) is 82mm.  
In step 2, T was identified as 30mm.

D is calculated as:  
 $82\text{mm} - 30\text{mm} = 52\text{mm}$ .  
Therefore you install the valve at a distance of 52mm from the front face of your timber or metal stud wall to the back of the shower valve (or front face of your studfast bracket).

## HOW TO ORDER H<sub>2</sub>ECO™

VADO H<sub>2</sub>ECO™ flow regulators can provide immediate savings on water and energy bills without compromising on performance.

Many VADO products are fitted as standard with our new Neoperl aerators, look out for this symbol H<sub>2</sub>ECO™ throughout the catalogue.

For products that do not have H<sub>2</sub>ECO™ fitted as standard, look out for the H<sub>2</sub>ECO™ and the appropriate flow regulator product code for you to order.

For example:

**To see immediate savings in energy bills products fitted as standard are displayed like this:**



chrome  
PHA-200F/SB-C/P

**H<sub>2</sub>ECO™**

5 l/m flow regulator fitted as standard

**To save up to 75% water usage on an AQUABLADE shower head you order:**



stainless steel  
AQB-RQ/20-C/P  
and  
**H<sub>2</sub>ECO™**  
FR-SHOWER/9-PLA

## SAVE WATER. SAVE MONEY. SAVE THE PLANET

VADO H<sub>2</sub>ECO™ flow regulators both protect the environment and effectively reduce your carbon footprint



replaces aerator in most mono basin mixers  
regulating flow to 5 litres per minute

FR-100/5-PLA  
FR-100/5-B-PLA



placed in tails of basin pillar taps or  
between shower head and fixed arm  
regulating flow to between 4 and 9 litres  
per minute

FR-106/4-PLA (tails)  
FR-106/5-PLA (tails)  
FR-106/6-PLA (tails)  
FR-106/9-PLA (tails)  
FR-SHOWER/9-PLA (shower)



placed in flexible tails of some VADO mixers  
regulating flow to between 5 and 9 litres  
per minute

FR-FLEXI/5-PLA  
FR-FLEXI/8-PLA  
FR-FLEXI/9-PLA

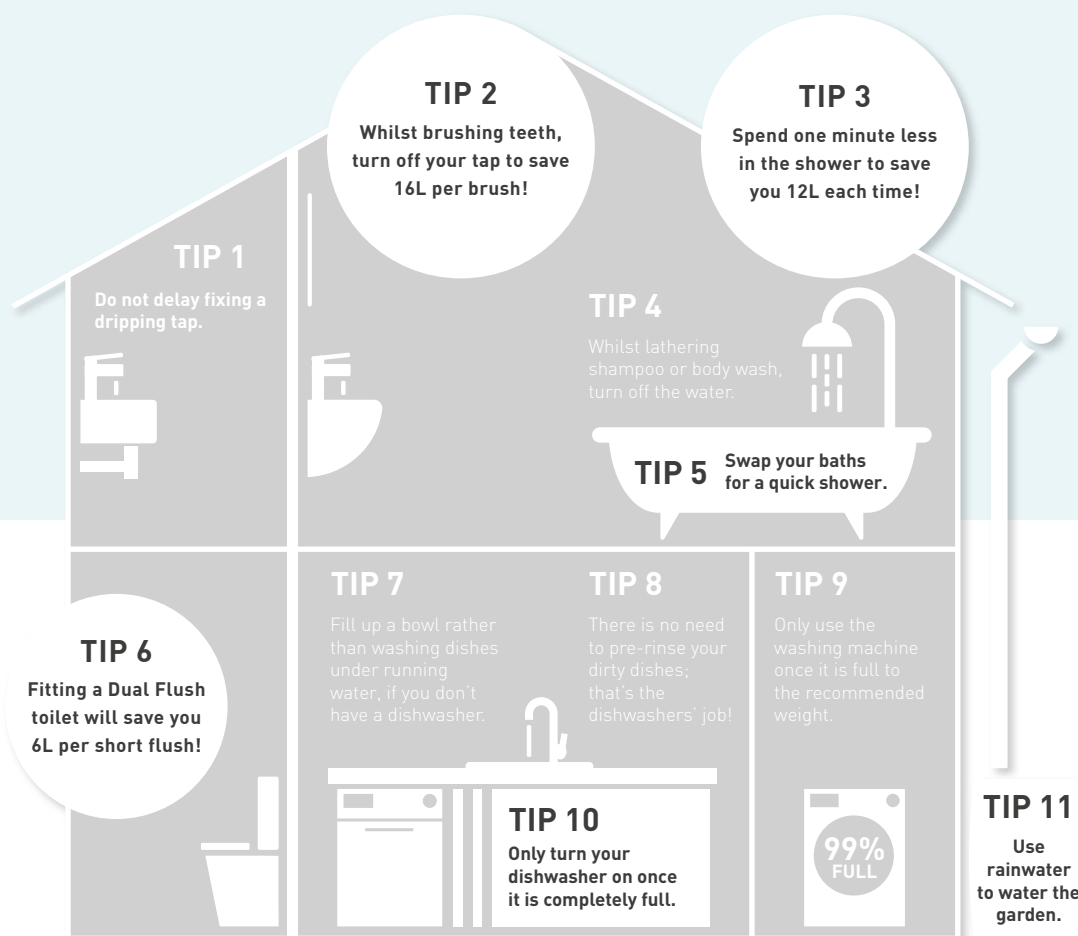


placed on shower outlet of all  
bath and shower mixers or handset inlets  
regulating flow to 6 or 9 litres per minute

FR-SHOWER/6-C/P  
FR-SHOWER/9-C/P

# EVERY DROP MATTERS

In addition to our water and energy saving product offering, we have some more helpful hints and tips to help your customers start their journey to a water-smart life.



Lined area for notes.



## LAST CHANCE TO BUY

As part of our commitment to continuous innovation, some products in this catalogue are marked with an hourglass timer icon, highlighting those which are due to be discontinued from our portfolio and are last chance to purchase. Please speak with your VADO Area Sales Manager for more information.

Unfortunately, our Bright Gold finish will be discontinued from our Individual by VADO portfolio and will only be available via our Made To Order service. Please look out for the timer icon which highlights all effected product codes.

## RETURNS AND RE-FIXING

### RETURNS PROCEDURE

Note to retailers: We do not operate a sale or return policy. However in the event that you need to return products to us for any reason the following procedure should help to ensure that we handle your request efficiently.

Please note goods which are no longer required and that have been held by you for longer than three months from date of invoice cannot be considered for return and credit.

A Collection Request in the form of a Debit Note or VADO Collection Request Note should be emailed to our Collections Department:

1. • e-mail: [collections@vado.com](mailto:collections@vado.com)  
• Direct Telephone No: 01934 745154

We require the following details in order to process the necessary paperwork: Item stock code, finish & quantity of item(s) to be returned. The relevant Invoice Number or Delivery Note Number and the reason for return of the item(s).

2. Our Collections Department will process the paperwork and after the collection request has been authorised, we will forward by post a self-adhesive label(s) for you to confirm all details and attach to the parcel(s). You will also receive a Returned Goods Authorisation Note. The details of this note need to be checked and signed by you. This note is to be enclosed in the parcel being returned. A copy of the Returned Goods Authorisation Note for your records will also be enclosed with the label. If you have any queries whatsoever, regarding the collection, please telephone our Collections Department, on receipt of label(s) 01934 745154

3. All goods are to be suitably packaged before despatch to VADO, i.e. presentation boxes packed inside an outer box. Goods received back in anything other than re-saleable condition, may result in a request for credit being refused.
4. With the exception of faulty or damaged goods, all goods being returned will be subject to a 25% re-stocking charge with a minimum £15 charge being applicable.
5. If items are received damaged or faulty, no charge is made for returning the goods to us. Please note: shortages and damages must be notified within 2 days of receipt of goods. Notification outside of the 2-day period will void any claim. If after our inspection a product is found to be defective due to a manufacturing fault, we will issue a credit or a free of charge replacement.
6. Our collections department will liaise with your designated contact, confirming the total number of boxes packed ready for collection and a mutually convenient collection date will be arranged.

### CLAIMS FOR RE-FIXING

In the event that you have a claim for re-fitting or repair of a faulty product, please contact our Technical department on 01934 745163. All claims for re-fixing charges must be authorised by us before any work is undertaken. Claims for re-fixing that are made after work has been undertaken will be rejected.

## GUARANTEE

All VADO products come with a 2 year guarantee as standard. Within this guarantee period VADO will provide replacement parts and any labour [SEE NOTE 1] needed to complete the product repair. This standard guarantee may be extended by registering your product to give up to a 15 year guarantee period. Once registered:

Booth & Co. chrome and nickel brassware products have a 15 year guarantee (2 years parts and labour plus 13 years parts only).

VADO chromed brassware and stainless steel products have a 15 year guarantee (2 years parts and labour plus 13 years parts only).

Brassware products from the Individual by VADO collection have a 15 year guarantee (2 years parts and labour plus 13 years parts only).

VADO Sensori SmartTouch and SmartDial products have a 5 year guarantee (parts and labour).

VADO Identity and i-tech products have a 5 year guarantee (2 year parts and labour plus 3 years parts only).

Axces by VADO products have a 10 year guarantee (2 years parts and labour plus 8 years parts only). Axces by VADO electric showers have a 2 years parts and labour guarantee.

All other VADO products have a 3 year guarantee (2 years parts and labour plus 1 year parts only) [SEE NOTE 2].

### GUARANTEE CONDITIONS

Our products are guaranteed against manufacturing defects from the date of purchase until the expiry of the relevant guarantee period shown above.

The guarantee is only valid if:

1. The product has been installed, used and maintained (maintenance guidelines can be viewed here) in accordance with VADO's instructions and subjected to normal use only.
2. The defect is not due to use of an unsuitable or inadequate water or power supply.
3. The defect is not due to accident, misuse, neglect or incorrect/inappropriate repair (other than by VADO or VADO authorised agents) or damage caused by foreign objects or substances.
4. The extended guarantee is only available if you have completed the Guarantee Registration Process. This can be done via the VADO website or via phone to our guarantee team. Registration must be completed within 6 months from date of purchase.

Under the extended guarantee period VADO will, at its option, offer to supply any replacement product (or component part) assessed to be defective [SEE NOTE 3].

The guarantee (whether standard or extended) is non-transferable to any subsequent owner.

All claims under the guarantee should be notified in the first instance to our Aftersales department, contact details below, this must be done no later than the last day of the relevant guarantee period. All claims must be accompanied by proof of purchase (sales receipt or delivery note) from an official VADO dealer.

The guarantee does not extend to any consequential loss or damage.

After repair or replacement, the relevant guarantee period will be calculated from the original date of purchase.

VADO operates a policy of continuous product development and therefore reserves the right to change the product, packaging and documentation specifications without notice.

### NOTES:

- [1] Labour via our engineer network is only available in the UK. Attendance by a VADO engineer or sub-contract engineer will be under our standard terms and conditions.
  - [2] VADO spare parts and shower hoses are under a parts only guarantee.
  - [3] VADO reserves the right to charge in advance for a product (or replacement part) pending collection and investigation (at VADO expense) to confirm a defect is due to a manufacturing issue. If a defect is found the charge will be refunded or cancelled.
- This guarantee is in addition to and does not affect your statutory rights as a consumer.

### CLAIMS:

**Tel:** 01934 745163 **Email:** [aftersalescare@vado.com](mailto:aftersalescare@vado.com)

### GUARANTEE:

**Tel:** 01934 315699 **Email:** [guarantee@vado.com](mailto:guarantee@vado.com)

# RETURNS AND RE-FIXING

## DEFINITIONS

In these conditions 'the Company' shall mean VADO, a division of Norcros Group (Holdings) Limited, 'the purchaser' shall mean the person, firm or company to whom any quotation is addressed or with whom any contract is made and 'the goods' shall mean the goods and/or services agreed to be sold by the Company to the purchaser.

## 1. QUOTATION AND ACCEPTANCE

- (a) All quotations are given and all orders are accepted on these terms which shall apply to the exclusion of and shall override any other terms stipulated or referred to by the purchaser whether in its order or any other document, or in any negotiations or communication or course of dealing established between the Company and the purchaser;
- (b) No modification or amendment of these terms or addition thereto shall be effective unless made in writing and signed by a director of the Company.

## 2. DESCRIPTION OF AND STATEMENTS AS TO GOODS

- (a) Save where the goods are stated to be sold as complying with a recognised trade or industry standard, all descriptions, specifications, drawings and particulars of weights and dimensions submitted by the Company or otherwise contained in the Company's catalogues, brochures, price lists, quotations and publicity materials are approximate only and the Company shall not be liable for their accuracy unless they are expressly incorporated into the contract in writing;
- (b) These terms represent the entire agreement between the Company and the purchaser relating to the goods and such terms supersede and the purchaser shall not place any reliance upon any statements, recommendations and advice whether oral or in writing given (whether before or after the acceptance by the Company of the purchaser's order) by the Company, its servants or agents as to any matter relating to the goods save where such statement, recommendations or advice is given in writing and signed by a director of the Company in response to a specific written request from the purchaser before or at the time of the Company's acceptance of the order.

## 3. PRICES

Prices quoted by the Company are those in effect at the date of quotation. Unless otherwise agreed in writing, the Company reserves the right to increase prices when it accepts the purchaser's order so as to reflect one or more of the following:

- (a) any variation that may have occurred in the costs of labour, materials, suppliers overheads and transport;
- (b) any change in duty, tax, surcharge or levy of any kind whatsoever affecting the sale price of the goods;
- (c) any cost to the Company resulting from delay by the purchaser in giving to the Company information sufficient to enable it to supply the goods or provide the services or resulting from any alteration made at the request of the purchaser in the specification of the goods or in the place to which they are to be delivered or shipped;
- (d) any extra cost to the Company resulting from the goods being carried at the request of the purchaser by mode of transport more expensive than the Company's normal form of transport.

## 4. PAYMENT

- (a) Unless otherwise agreed in writing, the price for the goods will be due and payable on the last business day of the month following delivery;
- (b) The Company shall be entitled to charge interest on any part of the price which is not paid in accordance with clause (a) at the rate per annum of 3% above the Base Rate of Lloyds Banking Group from time to time;
- (c) Time of payment is of the essence and if the purchaser defaults in punctual payment of the price the Company shall be entitled to terminate the contract and recover the goods at the purchaser's expense without prejudice to any further rights which the Company may have;
- (d) Any default in payment of an invoice or an instalment payment on an invoice on the due date shall render the entire balance outstanding on all invoices from the Company to the purchaser immediately payable in full without demand being made notwithstanding any contrary provisions as to terms of payment in any one or all invoices;
- (e) If the purchaser fails to give all instructions reasonably required by the Company and all necessary document, licences, consents and authorities for forwarding the goods or is unable to accept delivery of the goods at the time when the goods are due and ready for despatch or delivery or shall otherwise cause or request delay, the purchaser shall pay to the Company all costs and expenses, including storage and insurance charges incurred or arising from such delay during which, at the Company's absolute discretion if its storage facilities permit, the goods will be stored at the purchaser's sole risk. This provision shall be in addition to and not in substitution for any other payment or damages for which the purchaser may be liable in respect of his failure to take delivery at the appropriate date;
- (f) The purchaser shall not be entitled to make any deduction from the price of goods which have been delivered to the purchaser in respect of any set off or counterclaim unless both the validity and the amount thereof have been expressly admitted in writing by the Company and such admission is signed by a director of the Company;
- (g) In the absence of any specific appropriation by the purchaser, the Company shall have the right to appropriate any payment made by the purchaser towards the satisfaction of any invoice outstanding from time to time as the Company shall in its absolute discretion think fit.

## 5. DELIVERY

- (a) Any time or date stated for delivery is given and intended as an estimate only and the Company shall not be liable for any loss or damage whatsoever resulting from any delay in delivery howsoever arising;
- (b) Unless otherwise stated in writing delivery shall be deemed to take place upon the occurrence of the first in time of the following, namely:
  - i. the physical delivery of the goods to the purchaser at the Company's works;
  - ii. the physical delivery of the goods to the purchaser's carrier or agent for the purpose of transmission to the purchaser or his nominee;
  - iii. the physical delivery of the goods to the purchaser's place of business or such other place as he may direct by the Company, its carrier or agent, the purchaser being responsible for unloading;
- (c) Signature of the Company's delivery note by any employee, representative or agent of the purchaser shall be conclusive proof of delivery;
- (d) Where the contract provides for delivery by the Company, its carrier or agent:
  - i. any claims for non-delivery must be made in writing to the Company within three days of receipt of invoice or advice note whichever is the earlier;
  - ii. any claims in respect of goods damaged in transit or shortages in delivery must be made in writing to the Company within three days of delivery; shortages in delivery shall not give rise to a right to reject the goods delivered;
- (e) The Company shall be entitled to make partial deliveries or deliveries by instalments and all the provisions of these terms shall apply to such deliveries;

## 6. PROPERTY AND RISK

- (a) Risk in the goods shall pass to the purchaser at the time at which delivery takes place in accordance with clause 5 above and the purchaser shall be solely responsible for insuring the goods thereafter;
- (b) The Company shall retain ownership of and title in the goods delivered until full payment has been made in respect of all such goods. Until such time the goods shall be:

- i. stored separately from other goods in the possession of the purchaser;
  - ii. marked or otherwise rendered identifiable as being the property of the Company;
  - iii. held by the purchaser as bailee of the Company;
  - iv. held by the purchaser free from any charge, lien or other encumbrance;
- (c) Provided the Company has not requested their return and notwithstanding that payment in full has not been made for all of the goods delivered, the purchaser as principal and not as agent for the Company shall be entitled to use the goods or offer for sale and sell them in the ordinary course of his business;
- (d) Where the purchaser sells the goods prior to paying for them in full:
- i. the Company shall be legally and beneficially entitled to the proceeds of sale;
  - ii. the purchaser shall hold the proceeds of sale on trust for the Company and shall not mingle them with other monies and shall not pay them into an overdrawn bank account;
  - iii. he shall deposit the proceeds of sale in a separate bank account, the location and number of which he has previously notified to the Company, and he shall not be entitled to use or deal with the proceeds of sale until payment in full for the goods has been made to the Company;
- (e) The Company shall have the right at any time by its servants or agents to enter the purchaser's premises where the goods are stored, or are thought the Company to be stored, so as to:
- i. retake possession of the goods when the Company has requested their return and the purchaser has not immediately complied with the request, such retaking or return to be without prejudice to any other rights the Company may have arising therefrom;
  - ii. inspect the storage of the Company's goods which have not been paid for in full;
  - iii. investigate and ascertain whether all these terms are being complied with;

## 7. GUARANTEE AND LIABILITY

- (a) The Company guarantees all goods which have been manufactured by the Company against any defect of work or materials which can be proved to the Company's satisfaction to have been caused before delivery provided that:
  - i. the goods are used for their normal purpose,
  - ii. full details of any such defect are notified to the Company within thirty days of its first appearance and
  - iii. the goods in which the defect arises are returned at the purchaser's expense to the Company;
- (b) The guarantee shall be for a period of twelve years from the date of delivery for all product except pumps which are 3 years for Monsoon and 1 year for Showermate and products with any other finish that is not chrome, such as gold, which are guaranteed for 3 years. The liability of the Company shall be limited at its option either to supply replacement goods, which will be supplied subject to these terms, or refunding of the goods;
- (c) The Company gives no guarantee in respect of goods not manufactured by it but shall use all reasonable endeavours to procure for the purchaser or assign to the purchaser the benefit of any guarantee obtained by it from the manufacturer or supplier thereof; however the Company shall not be required to commence litigation against such manufacturer or supplier or to incur any expense in connection with any such claim by the purchaser;
- (d) The above guarantee is given in lieu of and to the exclusion of all other warranties, conditions, representations and undertakings express or implied by statute or otherwise in respect of the quality or fitness for purpose of the goods or as to their condition or performance or as to any other matter except where such warranty or condition is implied by statute and by reason of a statutory provision, cannot be excluded;
- (e) Save as provided herein and save in any case where death or personal injury has been caused by the Company's negligence or any case where the Company is liable for a defect in the goods pursuant to Part 1 of the Consumer Protection Act 1987 or any statutory replacement thereof, the Company shall be under no liability whatsoever to the purchaser for any loss or damage whether direct, indirect or consequential arising out of any defect in, failure of or unsuitability for any purpose of the goods or any part thereof whether the same be due to any act, omission, breach of contract, negligence or wilful default in design, workmanship or materials or any other cause.

## 8. INDEMNITY AS TO INDUSTRIAL PROPERTY RIGHTS

- (a) The purchaser shall indemnify the Company against all loss, damages, costs and expenses suffered or incurred by the Company or to which the Company may become liable as a result of any work carried out in accordance with the purchaser's specification(s) which involves infringement or alleged infringement of a patent, registered design or other industrial property right;
- (b) If the purchaser uses or sells the goods in such a manner as to infringe any such rights the company shall not be responsible for such infringement and the purchaser agrees to indemnify the Company from and against all liability arising therefrom.

## 9. TERMINATION

- The Company shall have the right forthwith to cancel the purchaser's order if any of the following events occur and subject to enforcement of the Company's rights to recover the goods and to receive payment of the price or damages, the contract shall be deemed to have terminated:
- (a) the purchaser commits any breach of its obligations to the Company;
  - (b) any distress or execution is levied upon any property of the purchaser;
  - (c) the purchaser makes or offers to make any arrangement or composition with creditors or commits any act of bankruptcy or insolvency;
  - (d) any resolution is passed or petition presented to wind up the purchaser;
  - (e) a receiver or administrator is appointed or any chargee takes possession of all or any part of the undertaking or assets of the purchaser;
  - (f) the purchaser stops payment or ceases or threatens to cease to carry on its business or to pay its debts as and when they fall due;
  - (g) any remittance for payment of the whole or any part of the purchase price of the goods is dishonoured by the purchaser's bankers.

## 10. ASSIGNMENT

- The purchaser shall not assign or transfer or purport to assign or transfer any contract to which these terms apply to any other person without the Company's prior written consent. The Company reserves the right to subcontract the performance of the contract or any part of it.

## 11. FORCE MAJEURE

- If the Company is prevented or delayed (directly or indirectly) from making delivery of the goods or any part thereof or from otherwise performing the contract or any part thereof by reason of war, embargo, riot, strike, lock-out, trade dispute, fire, breakdown of plant or machinery, inclement weather, interruption of transport, Government action, delay in delivery to the Company of any goods or materials, or by any cause whatsoever (whether or not of a like nature to the foregoing) outside its control, it shall be under no liability whatsoever to the purchaser and shall be entitled at its option either to cancel the contract or without any liability to extend the time or times for delivery by a period equivalent to that during which such delivery has been prevented.

## 12. PROPER LAW

- The contract and these terms shall be governed by English law and the purchaser shall submit to the sole jurisdiction of the English Courts.



# WHERE INSPIRATION FLOWS



By partnering with the World Land Trust's Carbon Balanced Paper programme, we have offset any emissions produced from the production of the paper whilst making this brochure.



VADO  
Wedmore Road Cheddar Somerset England BS27 3EB  
tel +44 (0)1934 745160  
fax +44 (0)1934 745161  
www.vado.com  
export@vado.com

due to our policy of continual improvement, VADO reserve the right to change product specification.  
the colours indicated are an approximation of the actual finishes on VADO products. e&oe.  
©2023 VADO LIT-VADO/EXPO-SPEC23

